

tekmar® - Data Brochure

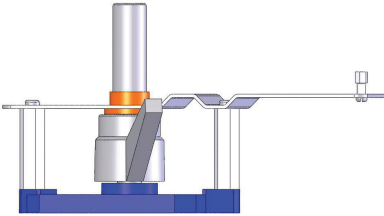
Mixing Valve Adapter Kit M3061

Available at: 888-470-2757

PEXHEAT.COM

D011A

11/08

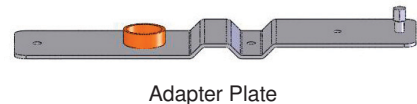
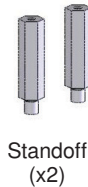



The M3061 Mixing Valve Adapter Kit allows mounting of a Belimo GMB24-3 floating point actuator to tekmar cast iron mixing valves. It is compatible with tekmar valve models 016 through 026. The Belimo actuator is available for purchase through tekmar (part # M3062) or through an authorized Belimo representative.

Component List

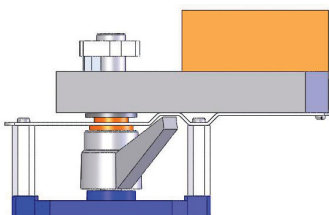
Check the contents of the package. If any of the items listed below are missing or damaged, please refer to the Limited Warranty and Product Return Procedure on the back of this brochure and contact your wholesaler or local tekmar representative.

The Mixing Valve Adapter Kit M3061 contains the following components:

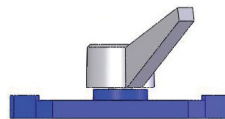


Installation

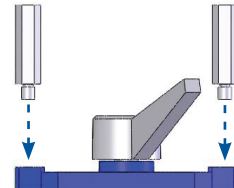
1. Remove existing actuating motor from mixing valve. Leave handle in place.
2. Thread standoff posts into top of valve and snug tight. *Do not over-tighten.*
3. Insert coupler into valve handle, with both coupler notches pressed into grooves in handle.
4. Slide adapter plate over coupler with torque post facing upwards.
5. Thread #8 machine screws through adapter plate holes and into top of standoff posts. Tighten snug.
6. Slide Belimo GMB24-3 Actuator first into torque post (A), then down on coupler shaft (B). Tighten both of the shaft clamp nuts. See "Setting the Belimo Actuator" on next page.



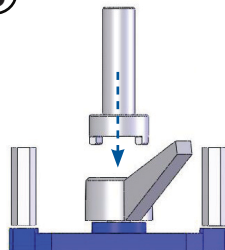
①



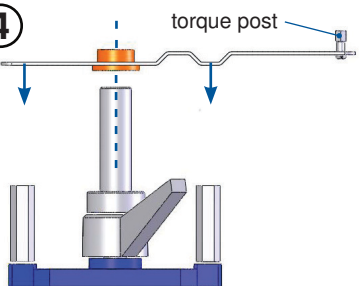
②



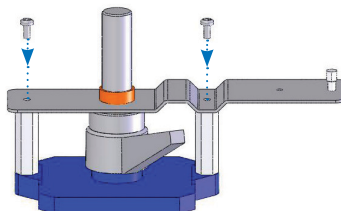
③



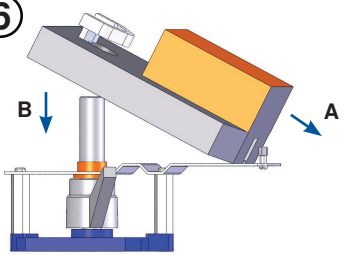
④



⑤

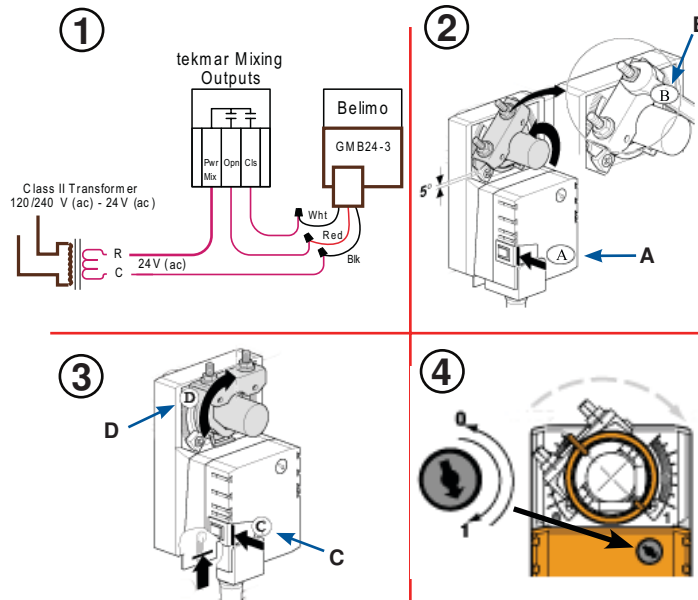


⑥



Setting the Belimo Actuator

1. Wire the Belimo actuator to the floating mix outputs on the tekmar mixing control as shown.
2. Ensure the coupler shaft can rotate freely inside the actuator shaft clamp. Set the valve handle to the 'closed' position. Depress manual override button (A) and rotate the clamp to the '0' position. Tighten both clamp nuts (B) to about 7 ft-lb.
3. With manual override (C) depressed, rotate clamped shaft (D) all the way to the '1' position on the actuator. Valve should be fully open.
4. Set reversing switch to the '1' position for the described setup. This switch allows the open/close wiring to be reversed without the need to physically switch the red and white wires. *Actuator running time is 150 seconds.*



Technical Data

Mixing Valve Adapter Kit M3061

Literature	— D 011A	Compatible Actuators	— Belimo GMB24-3 On/Off-Floating Point Control, Non-Spring Return, 24 V (ac)
Maximum Actuator Torque	— 360 in-lb (40 Nm)	Actuator Opening Time	— 150 sec.
Ambient Temperature Range	— -22 to 122°F (-30 to 50°C)		
Coupler/Standoff Material	— 304 Stainless Steel		
Bushing Material	— Oilite Bronze (Self-lubricating)		
Plate Material	— 304 Stainless Steel		

Limited Warranty and Product Return Procedure

Limited Warranty *The liability of tekmar under this warranty is limited. The Purchaser, by taking receipt of any tekmar product ("Product"), acknowledges the terms of the Limited Warranty in effect at the time of such Product sale and acknowledges that it has read and understands same.*

The tekmar Limited Warranty to the Purchaser on the Products sold hereunder is a manufacturer's pass-through warranty which the Purchaser is authorized to pass through to its customers. Under the Limited Warranty, each tekmar Product is warranted against defects in workmanship and materials if the Product is installed and used in compliance with tekmar's instructions, ordinary wear and tear excepted. The pass-through warranty period is for a period of twenty-four (24) months from the production date if the Product is not installed during that period, or twelve (12) months from the documented date of installation if installed within twenty-four (24) months from the production date.

The liability of tekmar under the Limited Warranty shall be limited to, at tekmar's sole discretion: the cost of parts and labor provided by tekmar to repair defects in materials and/or workmanship of the defective product; or to the exchange of the defective product for a warranty replacement product; or to the granting of credit limited to the original cost of the defective product, and such repair, exchange or credit shall be the sole remedy available from tekmar, and, without limiting the foregoing in any way, tekmar is not responsible, in contract, tort or strict product liability, for any other losses, costs, expenses, inconveniences, or damages, whether direct, indirect, special, secondary, incidental or consequential, arising from ownership or use of the product, or from defects in workmanship or materials, including any liability for fundamental breach of contract.

The pass-through Limited Warranty applies only to those defective Products returned to tekmar during the warranty period. This Limited Warranty does not cover the cost of the parts or labor to remove or transport the defective Product, or to reinstall the repaired or replacement Product, all such costs and expenses being subject to Purchaser's agreement and warranty with its customers.

Any representations or warranties about the Products made by Purchaser to its customers which are different from or in excess of the tekmar Limited Warranty are the

Purchaser's sole responsibility and obligation. Purchaser shall indemnify and hold tekmar harmless from and against any and all claims, liabilities and damages of any kind or nature which arise out of or are related to any such representations or warranties by Purchaser to its customers.

The pass-through Limited Warranty does not apply if the returned Product has been damaged by negligence by persons other than tekmar, accident, fire, Act of God, abuse or misuse; or has been damaged by modifications, alterations or attachments made subsequent to purchase which have not been authorized by tekmar; or if the Product was not installed in compliance with tekmar's instructions and/or the local codes and ordinances; or if due to defective installation of the Product; or if the Product was not used in compliance with tekmar's instructions.

THIS WARRANTY IS IN LIEU OF ALL OTHER WARRANTIES, EXPRESS OR IMPLIED, WHICH THE GOVERNING LAW ALLOWS PARTIES TO CONTRACTUALLY EXCLUDE, INCLUDING, WITHOUT LIMITATION, IMPLIED WARRANTIES OF MERCHANTABILITY AND FITNESS FOR A PARTICULAR PURPOSE, DURABILITY OR DESCRIPTION OF THE PRODUCT, ITS NON-INFRINGEMENT OF ANY RELEVANT PATENTS OR TRADEMARKS, AND ITS COMPLIANCE WITH OR NON-VIOLATION OF ANY APPLICABLE ENVIRONMENTAL, HEALTH OR SAFETY LEGISLATION; THE TERM OF ANY OTHER WARRANTY NOT HEREBY CONTRACTUALLY EXCLUDED IS LIMITED SUCH THAT IT SHALL NOT EXTEND BEYOND TWENTY-FOUR (24) MONTHS FROM THE PRODUCTION DATE, TO THE EXTENT THAT SUCH LIMITATION IS ALLOWED BY THE GOVERNING LAW.

Product Warranty Return Procedure All Products that are believed to have defects in workmanship or materials must be returned, together with a written description of the defect, to the tekmar Representative assigned to the territory in which such Product is located. If tekmar receives an inquiry from someone other than a tekmar Representative, including an inquiry from Purchaser (if not a tekmar Representative) or Purchaser's customers, regarding a potential warranty claim, tekmar's sole obligation shall be to provide the address and other contact information regarding the appropriate Representative.



tekmar Control Systems Ltd., Canada
 tekmar Control Systems, Inc., U.S.A.
Head Office: 5100 Silver Star Road
Vernon, B.C. Canada V1B 3K4
(250) 545-7749 Fax. (250) 545-0650
Web Site: www.tekmarcontrols.com

