






Consolidated Catalog

| | |
|---|---|
| <p>VALVES & FITTINGS</p> |  |
|  | <p>HYDRONICS</p> |
| <p>HYPERPURE</p> |  |

Valves & Fittings, Hydronics, HyperPure® Tubing,
 LT-CWS1018, Effective Date: October 2018

We've got your back!®

Guaranteed Performance

Every order is processed in 24 hours or 5% off the order; 100% line item fill rate or 5% off the backorder; 100% line item order accuracy or 5% off the error; the Legendary 5/25 product warranty; no minimum order; no case pack quantity requirement; and material may be returned with no re-stocking fees.

Legendary Customer Service

You will always talk to a human, no voice mail or automated assistance. Trained customer service representatives to support you and your business striving to achieve 100% problem resolution in one call.

Expert Engineering

A fully-functioning and staffed laboratory for product development and design; quality assurance; and product testing assuring you and your customers the best quality products.

On Demand Technical Support

Degreed engineers, master plumbers and technical advisers with decades of PVF and hydronic experience are on demand to support your business.

Comprehensive Training

Expert staff as course instructors for distributor and contractor training classes scheduled throughout the year.

Legend Guarantee is the best in the industry

Our 5/25 warranty replaces any valve proven to be defective within five years of installation and reimburses the installing contractor \$25.00.



Wholesale Terms and Conditions of Sale

Terms of Payment

2% 30 Days, Net 45 - Cash discount is to be calculated on the total amount of the invoice before additions for transportation. A 1-1/2% service charge per month will be added to past due balances.

Freight Policy

Freight charges will be prepaid on orders of **\$1,500.00** net or more (see exceptions below) to one destination in the Continental United States. Otherwise, freight terms are F.O.B. Auburn Hills, Michigan or Reno, Nevada. Call Legend Customer Service at 800-752-2082 for shipments to Alaska and Hawaii.

Freight Policy

Freight charges will be prepaid on orders to one destination in the Continental United States as follows: orders of \$2,500.00 net or more for **Cast & Ductile Iron valves**; orders of \$2,500.00 net or more for **QuickTherm® and VersaTherm® radiant panels**; and orders of \$3,500.00 net or more for **HyperPure® PE-RT Tubing 10' and 20' sticks**. All Legend products may be combined to reach either the \$2,500.00 or \$3,500.00 net. Otherwise, freight terms are F.O.B. Auburn Hills, Michigan or Reno, Nevada.

Minimum Order

Legend has no minimum order requirement.

Order Acceptance

All orders are subject to acceptance by Legend Valve & Fitting, Inc. Possession of our catalog or price list by any person should not be construed as an offer to sell to that person. All prices are subject to change without notice.

Signature Series

Private label ball valves allow you to customize the handle, including using your logo. This program is available for select ball valves. For more information, call Legend Customer Service.

Oxygen Cleaning

For most valves and fittings oxygen cleaning is available. Material is cleaned, tagged and bagged. Lead time is five business days. For more information, call Legend Customer Service.

A Legendary Guarantee

5 year / \$25 warranty. For complete details of this legendary warranty please call Legend Customer Service at 1-800-752-2082, or visit www.legendvalve.com.



We've got your back. Top row: Nathan, Katie, Larry, Lori, Kevin, Tasha, Jason. Bottom row: Sue, Nancy, Marge, Dave, Kelly

No Lead Product Identification

Legend No Lead brass or bronze valves and fittings are easy to identify and order.

Legend No Lead valves and fittings comply with the Federal No Lead Law 111-380 and are third-party certified.

All No Lead brass and bronze alloy valves and fittings are highlighted in gray shading throughout this price list. Legend also adds the suffix "NL" to both the model and item number to identify the No Lead version of each product offered. Brass and bronze items not highlighted in gray are available in traditional alloy only.



FULL PORT BALL VALVES

Full Port Ball Valve

Traditional & no lead forged brass
 ISO-9002, 600 CWP (1/4" - 2"), 400 CWP (2-1/2" - 4")
 150 WSP
 ANSI/NSF 61 (T/S-2000NL) UPC 250 psi max.
 CSA certified 1/2, 5, 125 psig
 (1/4" - 4" T-2000) (1/4" - 2" T-2000NL)
 UL listed LP Gas (1/2" - 2" T-2000/T-2000NL)
 UPC/IAMPO
 FM approved (1/2" - 2" T-2000/T-2000NL)
 Third party certified



T-2000NL


NO LEAD IDENTIFICATION

| Part No. | Size | Configuration | Model No. | List Price | Cs/Ct |
|-----------|--------|---------------|-----------|------------|--------|
| 101-411 | 1/4" | FNPT x FNPT | T-2000 | 7.35 | 120/12 |
| 101-411NL | 1/4" | FNPT x FNPT | T-2000NL | 8.96 | 120/12 |
| 101-412 | 3/8" | FNPT x FNPT | T-2000 | 7.35 | 120/12 |
| 101-412NL | 3/8" | FNPT x FNPT | T-2000NL | 8.34 | 120/12 |
| 101-413 | 1/2" | FNPT x FNPT | T-2000 | 10.48 | 100/10 |
| 101-413NL | 1/2" | FNPT x FNPT | T-2000NL | 11.88 | 100/10 |
| 101-414 | 3/4" | FNPT x FNPT | T-2000 | 15.17 | 64/8 |
| 101-414NL | 3/4" | FNPT x FNPT | T-2000NL | 18.89 | 64/8 |
| 101-415 | 1" | FNPT x FNPT | T-2000 | 23.03 | 30/6 |
| 101-415NL | 1" | FNPT x FNPT | T-2000NL | 30.87 | 30/6 |
| 101-416 | 1-1/4" | FNPT x FNPT | T-2000 | 39.67 | 24/6 |
| 101-416NL | 1-1/4" | FNPT x FNPT | T-2000NL | 44.97 | 24/6 |
| 101-417 | 1-1/2" | FNPT x FNPT | T-2000 | 54.12 | 16/4 |
| 101-417NL | 1-1/2" | FNPT x FNPT | T-2000NL | 65.00 | 16/4 |
| 101-418 | 2" | FNPT x FNPT | T-2000 | 76.47 | 8/2 |
| 101-418NL | 2" | FNPT x FNPT | T-2000NL | 92.48 | 8/2 |
| 101-419 | 2-1/2" | FNPT x FNPT | T-2000 | 199.08 | 6/3 |
| 101-419NL | 2-1/2" | FNPT x FNPT | T-2000NL | 225.62 | 4/2 |
| 101-420 | 3" | FNPT x FNPT | T-2000 | 247.77 | 4/2 |
| 101-420NL | 3" | FNPT x FNPT | T-2000NL | 304.24 | 4/2 |
| 101-421 | 4" | FNPT x FNPT | T-2000 | 469.84 | 2/1 |
| 101-421NL | 4" | FNPT x FNPT | T-2000NL | 529.10 | 2/1 |

No lead brass and bronze alloy items are highlighted in gray.

Example: If selecting a 3/4" size T-2000 ball valve, the item number **101-414** is for the traditional brass version and item number **101-414NL** is for the no lead brass T-2000NL.

As many brass alloy valves and fittings have multiple uses (ie. gas, process piping, hydronics), Legend traditional brass and bronze valves and fittings for non-potable water applications are marked and identified.



We've got your back. Visit legendvalve.com for list price sheets in PDF and Excel format, submittals, instruction manuals, tech bulletins and new product features.

TABLE OF CONTENTS

BALL VALVES

| | |
|--|--------------|
| LegendPress Ball Valves | 10 |
| P-200, P-200NL Legend Press | 10 |
| Full Port Ball Valves | 10-14 |
| T/S-1001, T/S-1001NL Ball Valves | 10-11 |
| T/S-1004, T/S-1004NL Pro Pattern | 11-12 |
| T/S-1002, T/S-1002NL Gland Follower Design | 12 |
| T/S-2000, T/S-2000NL Ball Valves | 13 |
| T/S-2001NL Ball Valves | 14 |
| Bronze Ball Valves | 14 |
| T/S-901, T/S-901NL Bronze | 14 |
| Specialty Ball Valves | 15-18 |
| T/S-1100, T/S-1100NL, T/S-1102, T/S-1102NL, T/S-2102NL with Drain | 15 |
| T-1002ST SS Ball & Stem | 15 |
| T-1002STLD SS Ball & Stem, Locking Device | 16 |
| T-1002LD Locking Device | 16 |
| T-1007 FNPT x Sweat | 16 |
| T-1001LD, T-1001LDNL Locking Device | 16 |
| T/S-1001T, T/S-1001TNL Tee Handle | 17 |
| T-1009NL Compression | 17 |
| T-2009NL Compression | 17 |
| T-2002NL Compression with Drain | 17 |
| T-2100 Three-way | 17 |
| T-1002CC with Cap & Chain | 17 |
| T-2010NL Insert Barb Full Port Ball Valve | 18 |
| T-2000NL MNPT x Sweat | 18 |
| Insta-Loc II™ Push Fit Ball Valves | 18 |
| P-2200NL No Lead | 18 |
| P-2200NL Drop Ear Push Fit Ball Valve | 18 |
| P-2200NL Push x FNPT | 18 |
| PEX Ball Valves | 19-20 |
| T-806NL PEX End | 19 |
| T-805NL MNPT/Sweat x PEX | 19 |
| T-2006NL F1807 PEX End | 19 |
| T-2006NL F1807 PEX with Tee Handle | 19 |
| T-2007NL F1807 PEX with Tee & Drain | 19 |
| T-2005NL F1807 PEX MNPT x PEX | 19 |
| T-2008NL F1807 PEX with Drop Ear | 19 |
| T-1960NL F1960 PEX End | 20 |
| T-1960NL F1960 PEX with Drop Ear | 20 |
| T-1960NL F1960 PEX MNPT x PEX | 20 |
| T-1960SNL F1960 PEX x Sweat | 20 |
| T-1960DENL F1960 PEX with Drop Ear | 20 |

| | |
|---|--------------|
| Mini Ball Valves | 20-22 |
| T-900, T-900NL MNPT x FNPT Large Port | 20 |
| T-900T, T-900TNL MNPT x FNPT Tee Handle | 21 |
| T-810 Micro Ball™ | 21 |
| T-800T, T-800TNL Micro Ball™ | 21 |
| T-801NL Test Cocks, Screwdriver Slot | 21 |
| Chrome Plated Brass FNPT x FNPT | 21 |
| Chrome Plated Brass FNPT x MNPT | 21 |
| T-710T, T-710MxF-T Stainless Steel | 22 |
| Ball Valves Accessories | 22-23 |
| Locking Device, Handle Extensions, Memory Stop, T-Handle, Lever Handle, Stainless Steel Lever & T-Handles | 22-23 |
| T-717 Replacement PTFE Packing Seats | 23 |
| Stainless Steel Ball Valves - Investment Cast ... | 24 |
| T-717 3-Piece 316 Stainless Steel | 24 |
| T-712 2-Piece 316 Stainless Steel | 24 |
| T-715 2-Piece 316 Stainless Steel Large Port | 24 |
| T-710 1-Piece 316 Stainless Steel Conv. Port | 24 |
| Carbon Steel Ball Valves - Investment Cast | 25 |
| T-730 2-Piece Carbon Steel | 25 |
| T-725 2-Piece Carbon Steel Large Port | 25 |
| T-720 1-Piece Carbon Steel Conv. Port | 25 |
| Gas Ball Valves | 26-27 |
| Drip Leg Kits | 26 |
| Blue Top™ Patented One-Piece Design | 26-27 |
| Red Top™ Economy Gas Ball Valves | 27 |

| | |
|--|--------------|
| T-408X Cross Handle Gate Valve | 31 |
| T/S-400, T/S-400NL Compact Pattern | 31 |
| Brass Cross Handles | 31 |
| Globe Valves | 32 |
| T/S-421, T/S-421NL Bronze Globe | 32 |
| T-422 Union Bonnet Bronze Globe | 32 |
| T-752 316 Stainless Steel Globe | 32 |
| Check Valves | 32-35 |
| T/S-451, T/S-451NL Swing Check | 32-33 |
| P-451NL LegendPress™ Swing | 33 |
| T/S-453, T/S-453NL Bronze Y-Pattern Swing Check | 34 |
| T/S-455, T/S-455NL In-Line Check | 34-35 |
| T-450NL In-Line Check | 35 |
| Stainless Steel Check Valves | 36 |
| T-750 316 Stainless Steel Check | 36 |
| Foot Check Valves | 36 |
| T-448NL Bronze Foot Valves | 36 |
| T-756 304 Stainless Steel Foot Valves | 36 |
| Y-Strainers | 36-40 |
| T/S-15, T/S-15NL Bronze Y-Strainers | 36-37 |
| T-16, T-16NL Compact Y-Strainer | 37-38 |
| Y-Strainer Screens | 38-39 |
| T-17 Cast Iron Y- Strainers | 39 |
| T-19 Flanged Cast Iron Y- Strainers | 39 |
| T-758 316 Stainless Steel Y-Strainers | 40 |

For everything you need behind the wall™ see product listing by part number in the index on page 160.

GATE, CHECK, & LOW PRESSURE

| | |
|--|--------------|
| Stainless Steel Gate Valves | 28 |
| T-751 316 Stainless Steel | 28 |
| Bronze Gate Valves | 28-29 |
| T-416 Rising Stem | 28 |
| T/S-414 Screw-Over Bonnet | 28 |
| T/S-415 Inserted Bonnet | 28-29 |
| T-420 Quick Opening Gate Valve | 29 |
| T-420 Brass Handle | 29 |
| Brass Gate Valves | 29-31 |
| T/S-401, T/S-401NL Brass Gate | 29-30 |
| T/S-408, T/S-408NL Economy Brass | 30 |

| | |
|---|--------------|
| Frostfree Sillcocks | 40-44 |
| T-550, T-550NL 1/4 Turn | 40 |
| T-550 Replacement Parts | 41 |
| T-552 Close Coupled | 41 |
| TM-550, TM-550NL Multi-turn | 41-42 |
| TM-550 Replacement Parts | 42 |
| T-550, TM-550 Repair Kit | 42 |
| T-552, T-552NL | 43 |
| T-552 Repair Accessories | 43 |
| T-551, T-551 NL Multi-turn | 44 |
| 1/4-Turn Plumbing Valves | 44-46 |
| R-670, R-670NL, R-672, R672NL, Boiler Drain | 44 |
| R-673, R673NL, R-674, R-674NL Sillcock | 44-45 |
| R-671, R-671NL No Kink Hose Bibb | 45 |

| | |
|--|--------------|
| T-537, T-537NL, T-537L , T-537LNL Hose Bibb..... | 45 |
| T-540 Water Heater Drain Valve..... | 45 |
| T/S-541FLG Flanged Sillcock..... | 45 |
| T/S-541CFL Chrome Flanged Sillcock..... | 46 |
| T-547RB Commercial Ball Type Sillcock..... | 46 |
| T-548 Satin Commercial Ball Type Sillcock..... | 46 |
| T-549CP Commercial Ball Type Sillcock..... | 46 |
| Low Pressure Plumbing Valves..... | 47-52 |
| Stop Valve..... | 47 |
| T/S-501NL, T-501X, S-501PNL..... | 47 |
| Long Bonnet Stop..... | 47 |
| T/S-504, T/S-504NL, T/S-505, T/S-505NL..... | 47 |
| Angle Stop..... | 47 |
| T/S-503NL..... | 47 |
| Stop & Waste Valves..... | 48 |
| T/S-511NL, T-512NL, S-511PNL..... | 48 |
| Boiler Drain Valves..... | 48 |
| T/S-521, T/S-521NL, T-522, T-522NL, S-524, S-524NL..... | 48 |
| T-523NL, S-521P, S-521PNL, T-206, T-206NL..... | 48 |
| Hose Bibbs..... | 49 |
| T-531, T-531NL, T-532, T-532NL..... | 49 |
| T-532CP, T-532CPNL Chrome..... | 49 |
| T-533, T-533NL, T-534, T-534NL..... | 49 |
| S-535, S-535NL..... | 49 |
| Heavy Pattern Hose Bibbs..... | 50 |
| T-531HP, T-531HPNL..... | 50 |
| T-533HP, T-533HPNL, T-534HP, T-534HPNL, S-535HP, S-535HPNL..... | 50 |
| T-536HP, T-536HPNL..... | 50 |
| Sillcocks Valves..... | 50-51 |
| T/S-541, T/S-541NL,T/S-541LS, T/S-541LSNL Sillcocks..... | 50 |
| S-211, S-211NL Sillcocks..... | 51 |
| T-514P, T-514PNL - F1807PEX..... | 51 |
| T-514P, T-514PNL - F1960 PEX..... | 51 |
| Commercial Sillcocks, Chrome..... | 51 |
| T-545VB, T-545VBNL, T-546VB, T-546VBNL..... | 51 |
| Bent Nose Garden Valves..... | 52 |
| T-543, T-543NL, T-544, T-544NL..... | 52 |
| Water Heater Drain Valves..... | 52 |
| T-539, T-539NL..... | 52 |
| Supply Stops - 1/4 Turn..... | 52-54 |
| Insta-Loc™ T-595NL, T-596NL..... | 52 |
| T-595NL, T-595PBNL, T-593NL Angle..... | 53 |
| T-596NL, T-596PBNL, T-594NL Straight..... | 53 |

| | |
|---|--------------|
| T-597NL Dual Outlet..... | 54 |
| T-598NL No Lead Brass Dual Handle 1/4 turn..... | 54 |
| Supply Stops - Traditional Style..... | 54-56 |
| T/S-581NL, S-581ETNL, T/S-581LS, T/S-581LSNL Angle Valves..... | 54-55 |
| T/S-582NL, S-582ETNL, T/S-583NL,T-584NL Straight Valves..... | 55-56 |
| T-587 Dual Outlet..... | 56 |

THERMOPLASTIC VALVES

| | |
|---|--------------|
| PVC Butterfly Valves..... | 58 |
| S-650, S-651..... | 58 |
| PVC Ball Valves..... | 58-61 |
| S-643 Grey PVC Flanged True Union..... | 58 |
| T/S-603 Grey PVC True Union..... | 58 |
| T/S-603V Grey PVC True Union Viton O-rings..... | 59 |
| T/S-645 Grey PVC Single Union..... | 59 |
| T/S-602, S-602EZ Grey PVC Compact..... | 59 |
| T/S-600, T/S-601, S-601EZ PVC Compact Ball Valves..... | 60 |
| S-608 ABS Compact - Black..... | 61 |
| PVC Check Valves..... | 61 |
| T/S-655 Grey PVC Ball Check..... | 61 |
| Grey PVC Foot Valve Screens..... | 61 |
| T/S-611 PVC In-Line..... | 61 |
| Backwater Valves..... | 62 |
| S-640, S-641, S-660, S-661..... | 62 |
| Sump Pump Check Valves..... | 62 |
| S-613, S-614, S-670, S-672..... | 62 |
| CPVC Ball Valves..... | 63 |
| S-605, S-606..... | 63 |
| S-607 Schedule 80 CPVC..... | 63 |
| Plastic Low Pressure Valves..... | 63-64 |
| CPVC, PVC, Celcon Low Pressure Valves..... | 63-64 |
| PVC & CPVC Unions..... | 64-65 |
| PVC Schedule 80, Schedule 40 Unions..... | 64 |
| CPVC Unions..... | 64 |
| PVC Male, PVC Spigot Adapters..... | 65 |

CAST IRON VALVES

| | |
|--|--------------|
| Cast Iron Valves..... | 66 |
| T-303 OS & Y Gate Valves..... | 66 |
| T-301 Non-Rising Stem Gate Valves..... | 66 |
| T-311 Swing Check Valves..... | 66 |
| T-19 Flanged Cast Iron Y- Strainers..... | 66 |
| Ductile Iron Wafer Check Valves..... | 67 |
| T-312 Wafer Check Valves..... | 67 |
| T-312 SS Disc Wafer Check Valves..... | 67 |
| T-312 Ductile Iron Wafer Check Valves..... | 67 |
| Ductile Iron Butterfly Valves..... | 67-73 |
| Wafer Type..... | 67-70 |
| T-335AB EPDM Seat - Lever Handle..... | 67 |
| T-335AB-G EPDM Seat - Gear Operator..... | 68 |
| T-337AB Buna-N-Seat - Lever Handle..... | 68 |
| T-337AB-G Buna-N-Seat Gear Operator..... | 68 |
| T-335DI EPDM Seat - Lever Handle..... | 69 |
| T-335DI-G EPDM Seat - Gear Operator..... | 69 |
| T-337DI Buna-N-Seat - Lever Handle..... | 69 |
| T-337DI-G Buna-N-Seat - Gear Operator..... | 69 |
| T-335SS - Stainless Steel Disc EPDM..... | 70 |
| T-337SS - Stainless Steel Disc Buna-N-Seat..... | 70 |
| Lug Type..... | 70-72 |
| T-365AB EPDM Seat - Lever Handle..... | 70 |
| T-365AB-G EPDM Seat - Gear Operator..... | 70 |
| T-367AB Buna-N-Seat - Lever Handle..... | 71 |
| T-367AB-G Buna-N-Seat Seat - Gear Operator... 71 | |
| T-365DI EPDM Seat - Lever Handle..... | 71 |
| T-365DI-G EPDM Seat - Gear Operator..... | 71 |
| T-367DI Buna-N-Seat - Lever Handle..... | 72 |
| T-367DI-G Buna-N-Seat - Gear Operator..... | 72 |
| T-365SS - Stainless Steel Disc EPDM..... | 72 |
| T-367SS - Stainless Steel Disc Buna-N Seat..... | 72 |
| Gear Operator..... | 73 |

SPECIALTY PRODUCTS

| | |
|--|-----------|
| Backflow Valves..... | 74 |
| T-459 Backflow Preventers, Atmospheric Vent..... | 74 |
| T-457, T/S-457NL Dual Check..... | 74 |
| Vacuum Breakers..... | 74 |
| T-553, T-553NL, T-553C, T-553CNL, T-554..... | 74 |
| T-557, T-557C Self Draining..... | 74 |

TABLE OF CONTENTS

SPECIALTY PRODUCTS CONTINUED

| | |
|---|--------------|
| Log Lighter Valves..... | 74-75 |
| T-3500, T-3500PB Straight Pattern, Ball | 74 |
| T-3501, T-3501PB Angle Pattern, Ball..... | 74 |
| T-3200, T-3200PB Straight Pattern, Globe..... | 75 |
| T-3201, T-3201PB Angle Pattern, Globe..... | 75 |
| Escutcheon and Key Accessories | 75 |
| T-3205 Natural Gas Burner Bar..... | 75 |
| T-3200, T-3200PB, T-3201, T-3201PB, T-3500 , T-3500PB, T-3501, T-3501PB, Log Lighter Kits..... | 75 |
| Meter Valves..... | 76 |
| T-441NL, T-442NL Bronze Angle Meter Valves..... | 76 |
| T-443NL Meter Angle Ball Valve | 76 |
| Washing Machine Valves..... | 76 |
| T/S-11, T/S-11NL Valves | 76 |
| T-12, T-12NL Chrome plated | 76 |
| Dishwasher Elbow..... | 76 |
| No Lead Dishwasher Elbow..... | 76 |
| Pressure Relief Valves..... | 77 |
| T-50NL Pressure Relief Valve..... | 77 |
| Float Valves..... | 77 |
| T-30, T-31, T-32 Bronze Float Valves | 77 |
| Float Rods | 77 |
| Copper & Plastic Floats..... | 77 |
| Evaporative Cooler Valves..... | 78 |
| T-542, T-542NL..... | 78 |
| T-34 Standard Cooler Valve | 78 |
| T-35 Compact Cooler Valve..... | 78 |
| Anti-Sweat Valves | 78 |
| T-20, T-20A Anti-Sweat Valves | 78 |
| Dielectric Fittings..... | 78-80 |
| T-575 Dielectric Nipples..... | 78 |
| T-578 Dielectric Couplings..... | 78 |
| T-571NL Forged Steel Dielectric Unions..... | 79 |
| T-572 Galvanized x Galvanized Dielectric Unions..... | 79 |
| T-573NL Galvanized x Brass Dielectric Unions..... | 79 |
| T-574 Black Gas Service Dielectric Unions..... | 79 |
| Rubber Gaskets..... | 80 |
| Gaskets & Inserts For Steam | 80 |
| Compression Repair Fittings..... | 80-81 |
| Galvanized Compression Couplings..... | 80 |
| Brass Compression Couplings | 81 |
| PVC Compression Couplings..... | 81 |

| | |
|---|--------------|
| CPVC Compression Couplings..... | 81 |
| PVC Expansion Repair Couplings..... | 81 |
| Transition Fittings..... | 82 |
| PEX x CPVC Adapters..... | 82 |
| No Lead Brass x CPVC Transition Fittings..... | 82 |
| Stainless Steel x CPVC Transition Fittings..... | 82 |
| Specialty Brass Fittings | 83 |
| Raised Square Head Plugs..... | 83 |
| Countersunk Plugs | 83 |
| Brass Trap Connectors | 83 |
| Brass Fire Hose Fittings..... | 83-84 |
| Female x Male Brass Hydrant Adapters..... | 83 |
| Double Male Hex Nipples..... | 84 |

VersaTherm and QuickTherm worksheet on page 150

| | |
|------------------------------------|----|
| Female x Male Hex Nipples..... | 84 |
| Female x Male Swivel Adapters..... | 84 |
| Caps & Plugs with Chains..... | 84 |

RADIANT PANEL SYSTEMS

| | |
|---|--------------|
| Radiant Panel Systems..... | 88-90 |
| VersaTherm Floor System | 88-89 |
| QuickTherm Floor System | 90 |
| Tubing Installation Accessories..... | 90-94 |
| Tube Holding Pins..... | 90 |
| Bend Supports..... | 91 |
| Heat Transfer Plates..... | 91 |
| Tube Track, Mounting Rail | 92 |
| Tube Repair | 93 |
| Tube Talon Fasteners | 93 |
| Tube Clamps..... | 93 |
| Snapp Rail / Clip System | 94 |
| ST-100 Staple Tool | 94 |

LEGENDFLEX™ TUBING

| | |
|-------------------------------------|--------------|
| LegendFlex Heating Tube..... | 95-96 |
| LegendFlex PEX Tubing | 95-96 |

MANIFOLDS

| | |
|--|---------------|
| Manifolds..... | 98-125 |
| M-8000 Modular Manifolds | 98-101 |
| M-8000 Components | 101-102 |
| M-8100 Plastic Manifolds | 103-104 |
| M-8100 Components | 104-106 |
| M-8200 Precision Brass Manifolds | 107-110 |
| M-8200 Accessories | 110-113 |
| M-8220 High Capacity Manifolds..... | 114-115 |
| M-8220 Accessories | 116-117 |
| M-8400 Geothermal Manifolds | 118-119 |

| | |
|---|---------|
| M-8330 Stainless Steel Manifolds..... | 120-121 |
| M-8300E Economy Stainless Steel..... | 122 |
| M-8300EV Economy Manifold with Valves | 122 |
| Stainless Steel Manifold Accessories..... | 123-125 |

HYDRONIC SYSTEM COMPONENTS

| | |
|---|----------------|
| Hydronic System Components..... | 126-137 |
| Legend Connect System & Components | 126-127 |
| T-88 Air & Debris Eliminator | 128-129 |
| HS-808 Hydraulic Separator | 130 |
| T-88 & HS-808 Accessories | 131 |
| LMV-3 Three-Way Mixing Valve..... | 132 |
| AF-480 Auto Fill BackFlow Preventer | 133 |
| HX-100, HX-200, HX-300 Heat Exchangers | 134 |
| HX-100B, HX-160B, HX-200B Compact Heat Exchangers..... | 134 |
| LZV-2 Two Way Zone Valves..... | 135 |
| LZV-3 Three Way Zone Valves..... | 135 |
| T-825 Temperature & Pressure Gauges | 136-137 |
| T-820 Test Gauges..... | 137 |

HEATING VALVES

| | |
|--|----------------|
| Bronze Heating & Radiator Valves..... | 138-139 |
| T-431, T-431YB Steam Angle Radiator Valves.... | 138 |
| T/S-437 Hot Water Angle Valves | 138 |

T-435, T-435YB Radiator Gate Valves 138
 T-433, T-433YB Convector Steam Angle Valves .. 139
 T/S-438 Union Elbows 139
 S-464 Purge & Balancing Valves 139
 S-439 Balancing Valves 139
 T/S-425 Straight Circulator Valves 139
 Radiator Valve Handles..... 139
Heating Specialties..... 140-144
 T/S-1002FLG Isolation Ball Valves - Flanged..... 140
 T/S-2011RFLG, P-2011 Isolation Ball Valves -
 Rotating Flange..... 140
 T/S-2012RFLG Isolation Ball Valves -
 Rotating Flange & Purge..... 140
 Tankless Water Heater Valve Kits 140-141
 Pressure Relief Valves 141
 T-565, T-566 Oil Tank Valves 141
 T-60, T-60A, T-61, T-63, T-65
 Chrome Steam Air Vents..... 142
 T-90, T-90A, T-91, T-93, T-95
 Chrome Economy Air Vent 142
 T-70 Automatic Hot Water Air Vents 142
 T-70H High Capacity Auto Air Vent..... 142
 T-73 Automatic Air Vents 142
 T-75 Manual Adjustable Air Vent 143
 T-77 Coin Key Air Vent 143
 T-80 Air Purgers..... 143
 Carbon Steel Boiler Manifold Headers..... 143-144
 T-570, T-570NL Mono-Flow Tees 144
 T-569 Venturi Tees..... 144

AMBIANCE™ CEILING PANELS

Ceiling Panels..... 146
 Ambiance 146

CUSTOM MECHANICAL PANELS

Mechanical Panels..... 147
 Mechanical Panels..... 147

We've got your back. Traci and Melissa

SOLAR PUMP SYSTEM

Solar Pump Systems..... 148-149
 SunStation Solar Pump System..... 148-149

FLOORING ESTIMATE SHEET

Floor System Material Estimate Worksheet..... 150
 VersaTherm and QuickTherm Worksheet 150

HYPERPURE® TUBE

HyperPure PE-RT 152-155
 HyperPure Coils, Sticks..... 152-155

TOOLS & ACCESSORIES

Tools 156-158
 Accessories 156-157
 LDPE Plastic Tubing..... 158


INDEX

Index By Part Number..... 160





Legend has the most complete offering of the best quality valves and fittings for plumbing, commercial, industrial and hydronic professionals — backed by our performance and service guarantees.



LEGENDPRESS™ BALL VALVES

LegendPress Ball Valve

Traditional & no lead forged brass
ISO 9002
600 CWP (1/2", 3/4"),
500 CWP (1", 1-1/4")
400 CWP (1-1/2" - 4")
ANSI/NSF 61 (P-200NL)



P-200

| Part No. | Size | Configuration | Model No. | Cs/Ct |
|-----------|--------|---------------|-----------|-------|
| 101-003 | 1/2" | Press x Press | P-200 | 50/5 |
| 101-003NL | 1/2" | Press x Press | P-200NL | 50/5 |
| 101-004 | 3/4" | Press x Press | P-200 | 30/5 |
| 101-004NL | 3/4" | Press x Press | P-200NL | 30/5 |
| 101-005 | 1" | Press x Press | P-200 | 18/3 |
| 101-005NL | 1" | Press x Press | P-200NL | 30/3 |
| 101-006 | 1-1/4" | Press x Press | P-200 | 12/2 |
| 101-006NL | 1-1/4" | Press x Press | P-200NL | 12/2 |
| 101-007 | 1-1/2" | Press x Press | P-200 | 10/2 |
| 101-007NL | 1-1/2" | Press x Press | P-200NL | 10/2 |
| 101-008 | 2" | Press x Press | P-200 | 8/2 |
| 101-008NL | 2" | Press x Press | P-200NL | 8/2 |
| 101-009 | 2-1/2" | Press x Press | P-200 | 2/1 |
| 101-009NL | 2-1/2" | Press x Press | P-200NL | 2/1 |
| 101-010 | 3" | Press x Press | P-200 | 2/1 |
| 101-010NL | 3" | Press x Press | P-200NL | 2/1 |
| 101-011 | 4" | Press x Press | P-200 | 1/1 |
| 101-011NL | 4" | Press x Press | P-200NL | 1/1 |

FULL PORT BALL VALVES

Full Port Ball Valve

Traditional & no lead forged brass
ISO 9002, 600 CWP
400 CWP (2-1/2" - 4"), 150 WSP
ANSI/NSF 61 (T/S-1001NL)
UL listed (1/4" - 2" T-1001/T-1001NL)
CSA certified 1/2, 5, 125 psig
(1/4" & 1/2"-2" T-1001/T-1001NL)
FM approved (1/2" - 2" T-1001/T-1001NL)



T-1001

| | | | | |
|-----------|--------|-------------|----------|--------|
| 101-300 | 1/8" | FNPT x FNPT | T-1001 | 200/20 |
| 101-300NL | 1/8" | FNPT x FNPT | T-1001NL | 200/20 |
| 101-101 | 1/4" | FNPT x FNPT | T-1001 | 200/20 |
| 101-101NL | 1/4" | FNPT x FNPT | T-1001NL | 200/20 |
| 101-102 | 3/8" | FNPT x FNPT | T-1001 | 100/10 |
| 101-102NL | 3/8" | FNPT x FNPT | T-1001NL | 100/10 |
| 101-023 | 1/2" | FNPT x FNPT | T-1001 | 100/10 |
| 101-023NL | 1/2" | FNPT x FNPT | T-1001NL | 100/10 |
| 101-024 | 3/4" | FNPT x FNPT | T-1001 | 100/10 |
| 101-024NL | 3/4" | FNPT x FNPT | T-1001NL | 100/10 |
| 101-025 | 1" | FNPT x FNPT | T-1001 | 50/10 |
| 101-025NL | 1" | FNPT x FNPT | T-1001NL | 50/10 |
| 101-026 | 1-1/4" | FNPT x FNPT | T-1001 | 20/10 |
| 101-026NL | 1-1/4" | FNPT x FNPT | T-1001NL | 20/10 |
| 101-027 | 1-1/2" | FNPT x FNPT | T-1001 | 20/4 |
| 101-027NL | 1-1/2" | FNPT x FNPT | T-1001NL | 20/4 |
| 101-028 | 2" | FNPT x FNPT | T-1001 | 20/4 |
| 101-028NL | 2" | FNPT x FNPT | T-1001NL | 20/4 |
| 101-109 | 2-1/2" | FNPT x FNPT | T-1001 | 6/2 |
| 101-109NL | 2-1/2" | FNPT x FNPT | T-1001NL | 6/2 |
| 101-110 | 3" | FNPT x FNPT | T-1001 | 4/2 |
| 101-110NL | 3" | FNPT x FNPT | T-1001NL | 4/2 |
| 101-111 | 4" | FNPT x FNPT | T-1001 | 2/1 |
| 101-111NL | 4" | FNPT x FNPT | T-1001NL | 2/1 |



FULL PORT BALL VALVES

Full Port Ball Valve

Traditional & no lead forged brass
ISO 9002, 600 CWP
400 CWP (2-1/2" - 4"), 150 WSP
ANSI/NSF 61 (T/S-1001NL)
UL listed (1/4" - 2" T-1001/T-1001NL)
CSA certified 1/2, 5, 125 psig
(1/4" & 1/2"-2" T-1001/T-1001NL)
FM approved (1/2" - 2" T-1001/T-1001NL)



S-1001

| Part No. | Size | Configuration | Model No. | Cs/Ct |
|-----------|--------|---------------|-----------|--------|
| 101-043 | 1/2" | Sweat x Sweat | S-1001 | 100/10 |
| 101-043NL | 1/2" | Sweat x Sweat | S-1001NL | 100/10 |
| 101-044 | 3/4" | Sweat x Sweat | S-1001 | 60/10 |
| 101-044NL | 3/4" | Sweat x Sweat | S-1001NL | 60/10 |
| 101-045 | 1" | Sweat x Sweat | S-1001 | 36/6 |
| 101-045NL | 1" | Sweat x Sweat | S-1001NL | 36/6 |
| 101-046 | 1-1/4" | Sweat x Sweat | S-1001 | 24/4 |
| 101-046NL | 1-1/4" | Sweat x Sweat | S-1001NL | 24/4 |
| 101-047 | 1-1/2" | Sweat x Sweat | S-1001 | 16/4 |
| 101-047NL | 1-1/2" | Sweat x Sweat | S-1001NL | 16/4 |
| 101-048 | 2" | Sweat x Sweat | S-1001 | 10/2 |
| 101-048NL | 2" | Sweat x Sweat | S-1001NL | 10/2 |
| 101-209 | 2-1/2" | Sweat x Sweat | S-1001 | 6/2 |
| 101-209NL | 2-1/2" | Sweat x Sweat | S-1001NL | 6/2 |
| 101-210 | 3" | Sweat x Sweat | S-1001 | 4/2 |
| 101-210NL | 3" | Sweat x Sweat | S-1001NL | 4/2 |
| 101-211 | 4" | Sweat x Sweat | S-1001 | 4/1 |

4" S-1001 is conventional port.

Full Port Ball Valve, Pro Pattern

Traditional & no lead forged brass
ISO 9002, 600 CWP, 150 WSP
ANSI/NSF 61 (T/S-1004NL)
CSA certified 1/2, 5, 125 psig (1/2"-2" T-1004)
5, 125 psig (1/2"-2" T-1004NL)
UL listed (1/2" - 2" T-1004)
FM approved (1/2" - 2" T-1004 / T-1004NL)



Cubic Ball



T-1004

| | | | | |
|-----------|--------|-------------|----------|--------|
| 101-013 | 1/2" | FNPT x FNPT | T-1004 | 100/10 |
| 101-013NL | 1/2" | FNPT x FNPT | T-1004NL | 100/10 |
| 101-014 | 3/4" | FNPT x FNPT | T-1004 | 100/10 |
| 101-014NL | 3/4" | FNPT x FNPT | T-1004NL | 100/10 |
| 101-015 | 1" | FNPT x FNPT | T-1004 | 50/10 |
| 101-015NL | 1" | FNPT x FNPT | T-1004NL | 50/10 |
| 101-016 | 1-1/4" | FNPT x FNPT | T-1004 | 20/10 |
| 101-016NL | 1-1/4" | FNPT x FNPT | T-1004NL | 20/10 |
| 101-017 | 1-1/2" | FNPT x FNPT | T-1004 | 20/4 |
| 101-017NL | 1-1/2" | FNPT x FNPT | T-1004NL | 20/4 |
| 101-018 | 2" | FNPT x FNPT | T-1004 | 20/4 |
| 101-018NL | 2" | FNPT x FNPT | T-1004NL | 20/4 |
| 101-019 | 2-1/2" | FNPT x FNPT | T-1004 | 4/2 |
| 101-020 | 3" | FNPT x FNPT | T-1004 | 2/1 |
| 101-021 | 4" | FNPT x FNPT | T-1004 | 2/1 |



Cubic Ball



S-1004

| | | | | |
|-----------|--------|---------------|----------|--------|
| 101-033 | 1/2" | Sweat x Sweat | S-1004 | 100/10 |
| 101-033NL | 1/2" | Sweat x Sweat | S-1004NL | 100/10 |
| 101-034 | 3/4" | Sweat x Sweat | S-1004 | 60/10 |
| 101-034NL | 3/4" | Sweat x Sweat | S-1004NL | 60/10 |
| 101-035 | 1" | Sweat x Sweat | S-1004 | 36/6 |
| 101-035NL | 1" | Sweat x Sweat | S-1004NL | 36/6 |
| 101-036 | 1-1/4" | Sweat x Sweat | S-1004 | 24/4 |
| 101-036NL | 1-1/4" | Sweat x Sweat | S-1004NL | 24/4 |
| 101-037 | 1-1/2" | Sweat x Sweat | S-1004 | 16/4 |
| 101-037NL | 1-1/2" | Sweat x Sweat | S-1004NL | 16/4 |

FULL PORT BALL VALVES

Full Port Ball Valve, Pro Pattern

Traditional & no lead forged brass
 ISO 9002, 600 CWP, 150 WSP
 ANSI/NSF 61 (T/S-1004NL)
 CSA certified 1/2, 5, 125 psig (1/2"-2" T-1004)
 5, 125 psig (1/2"-2" T-1004NL)
 UL listed (1/2" - 2" T-1004)
 FM approved (1/2" - 2" T-1004 / T-1004NL)

| Part No. | Size | Configuration | Model No. | Cs/Ct |
|-----------|--------|---------------|-----------|-------|
| 101-038 | 2" | Sweat x Sweat | S-1004 | 10/2 |
| 101-038NL | 2" | Sweat x Sweat | S-1004NL | 10/2 |
| 101-039 | 2-1/2" | Sweat x Sweat | S-1004 | 6/2 |
| 101-040 | 3" | Sweat x Sweat | S-1004 | 2/1 |

Full Port Ball Valve, Gland Follower Design

Traditional & no lead forged brass
 ISO-9002, 600 CWP, 150 WSP
 ANSI/NSF 61 (T/S-1002NL)
 CSA certified 1/2, 5, 125 psig
 (1/2"-2" T-1002/T-1002NL)
 UL listed (1/2" - 2" T-1002)
 FM approved (1/2" - 2" T-1002)
 Third party certified



T-1002

| | | | | |
|-----------|--------|-------------|----------|--------|
| 101-061 | 1/4" | FNPT x FNPT | T-1002 | 180/10 |
| 101-061NL | 1/4" | FNPT x FNPT | T-1002NL | 180/10 |
| 101-062 | 3/8" | FNPT x FNPT | T-1002 | 180/10 |
| 101-062NL | 3/8" | FNPT x FNPT | T-1002NL | 180/10 |
| 101-063 | 1/2" | FNPT x FNPT | T-1002 | 120/10 |
| 101-063NL | 1/2" | FNPT x FNPT | T-1002NL | 120/10 |
| 101-064 | 3/4" | FNPT x FNPT | T-1002 | 90/10 |
| 101-064NL | 3/4" | FNPT x FNPT | T-1002NL | 90/10 |
| 101-065 | 1" | FNPT x FNPT | T-1002 | 60/6 |
| 101-065NL | 1" | FNPT x FNPT | T-1002NL | 60/6 |
| 101-066 | 1-1/4" | FNPT x FNPT | T-1002 | 36/4 |
| 101-066NL | 1-1/4" | FNPT x FNPT | T-1002NL | 36/4 |
| 101-067 | 1-1/2" | FNPT x FNPT | T-1002 | 24/4 |
| 101-067NL | 1-1/2" | FNPT x FNPT | T-1002NL | 24/4 |
| 101-068 | 2" | FNPT x FNPT | T-1002 | 12/2 |
| 101-068NL | 2" | FNPT x FNPT | T-1002NL | 12/2 |
| 101-069 | 2-1/2" | FNPT x FNPT | T-1002 | 8/2 |
| 101-069NL | 2-1/2" | FNPT x FNPT | T-1002NL | 8/2 |
| 101-070 | 3" | FNPT x FNPT | T-1002 | 6/2 |
| 101-070NL | 3" | FNPT x FNPT | T-1002NL | 6/2 |



S-1002

| | | | | |
|-----------|--------|---------------|----------|--------|
| 101-082 | 3/8" | Sweat x Sweat | S-1002 | 180/10 |
| 101-082NL | 3/8" | Sweat x Sweat | S-1002NL | 180/10 |
| 101-083 | 1/2" | Sweat x Sweat | S-1002 | 120/10 |
| 101-083NL | 1/2" | Sweat x Sweat | S-1002NL | 120/10 |
| 101-084 | 3/4" | Sweat x Sweat | S-1002 | 90/10 |
| 101-084NL | 3/4" | Sweat x Sweat | S-1002NL | 90/10 |
| 101-085 | 1" | Sweat x Sweat | S-1002 | 60/6 |
| 101-085NL | 1" | Sweat x Sweat | S-1002NL | 60/6 |
| 101-086 | 1-1/4" | Sweat x Sweat | S-1002 | 36/4 |
| 101-086NL | 1-1/4" | Sweat x Sweat | S-1002NL | 36/4 |
| 101-087 | 1-1/2" | Sweat x Sweat | S-1002 | 24/4 |
| 101-087NL | 1-1/2" | Sweat x Sweat | S-1002NL | 24/4 |
| 101-088 | 2" | Sweat x Sweat | S-1002 | 12/2 |
| 101-088NL | 2" | Sweat x Sweat | S-1002NL | 12/2 |
| 101-089 | 2-1/2" | Sweat x Sweat | S-1002 | 8/2 |
| 101-089NL | 2-1/2" | Sweat x Sweat | S-1002NL | 8/2 |
| 101-090 | 3" | Sweat x Sweat | S-1002 | 6/2 |
| 101-090NL | 3" | Sweat x Sweat | S-1002NL | 6/2 |



FULL PORT BALL VALVES

Full Port Ball Valve

Traditional & no lead forged brass
 ISO-9002, 600 CWVP (1/4" - 2"), 400 CWVP (2-1/2" - 4")
 150 WSP
 ANSI/NSF 61 (T/S-2000NL) UPC 250 psi max.
 CSA certified 1/2, 5, 125 psig
 (1/4" - 4" T-2000) (1/4" - 2" T-2000NL)
 UL listed LP Gas (1/2" - 2" T-2000/T-2000NL)
 UPC/IAMPO
 FM approved (1/2" - 2" T-2000/T-2000NL)
 Third party certified



T-2000NL



S-2000NL

| Part No. | Size | Configuration | Model No. | Cs/Ct |
|-----------|--------|---------------|-----------|--------|
| 101-411 | 1/4" | FNPT x FNPT | T-2000 | 120/12 |
| 101-411NL | 1/4" | FNPT x FNPT | T-2000NL | 120/12 |
| 101-412 | 3/8" | FNPT x FNPT | T-2000 | 120/12 |
| 101-412NL | 3/8" | FNPT x FNPT | T-2000NL | 120/12 |
| 101-413 | 1/2" | FNPT x FNPT | T-2000 | 100/10 |
| 101-413NL | 1/2" | FNPT x FNPT | T-2000NL | 100/10 |
| 101-414 | 3/4" | FNPT x FNPT | T-2000 | 64/8 |
| 101-414NL | 3/4" | FNPT x FNPT | T-2000NL | 64/8 |
| 101-415 | 1" | FNPT x FNPT | T-2000 | 30/6 |
| 101-415NL | 1" | FNPT x FNPT | T-2000NL | 30/6 |
| 101-416 | 1-1/4" | FNPT x FNPT | T-2000 | 24/6 |
| 101-416NL | 1-1/4" | FNPT x FNPT | T-2000NL | 24/6 |
| 101-417 | 1-1/2" | FNPT x FNPT | T-2000 | 16/4 |
| 101-417NL | 1-1/2" | FNPT x FNPT | T-2000NL | 16/4 |
| 101-418 | 2" | FNPT x FNPT | T-2000 | 8/2 |
| 101-418NL | 2" | FNPT x FNPT | T-2000NL | 8/2 |
| 101-419 | 2-1/2" | FNPT x FNPT | T-2000 | 6/3 |
| 101-419NL | 2-1/2" | FNPT x FNPT | T-2000NL | 4/2 |
| 101-420 | 3" | FNPT x FNPT | T-2000 | 4/2 |
| 101-420NL | 3" | FNPT x FNPT | T-2000NL | 4/2 |
| 101-421 | 4" | FNPT x FNPT | T-2000 | 2/1 |
| 101-421NL | 4" | FNPT x FNPT | T-2000NL | 2/1 |
| 101-423 | 1/2" | Sweat x Sweat | S-2000 | 100/10 |
| 101-423NL | 1/2" | Sweat x Sweat | S-2000NL | 100/10 |
| 101-424 | 3/4" | Sweat x Sweat | S-2000 | 64/8 |
| 101-424NL | 3/4" | Sweat x Sweat | S-2000NL | 64/8 |
| 101-425 | 1" | Sweat x Sweat | S-2000 | 30/6 |
| 101-425NL | 1" | Sweat x Sweat | S-2000NL | 30/6 |
| 101-426 | 1-1/4" | Sweat x Sweat | S-2000 | 24/6 |
| 101-426NL | 1-1/4" | Sweat x Sweat | S-2000NL | 24/6 |
| 101-427 | 1-1/2" | Sweat x Sweat | S-2000 | 16/4 |
| 101-427NL | 1-1/2" | Sweat x Sweat | S-2000NL | 16/4 |
| 101-428 | 2" | Sweat x Sweat | S-2000 | 8/2 |
| 101-428NL | 2" | Sweat x Sweat | S-2000NL | 8/2 |
| 101-429 | 2-1/2" | Sweat x Sweat | S-2000 | 4/2 |
| 101-429NL | 2-1/2" | Sweat x Sweat | S-2000NL | 4/2 |
| 101-430 | 3" | Sweat x Sweat | S-2000 | 4/2 |
| 101-430NL | 3" | Sweat x Sweat | S-2000NL | 4/2 |
| 101-431 | 4" | Sweat x Sweat | S-2000 | 2/1 |
| 101-431NL | 4" | Sweat x Sweat | S-2000NL | 2/1 |

FULL PORT BALL VALVES

Full Port Ball Valve

No lead & DZR forged brass
600 CWP
ANSI/NSF 61
Third party certified



| Part No. | Size | Configuration | Model No. | Cs/Ct |
|-----------|--------|---------------|-----------|--------|
| 101-323NL | 1/2" | FNPT x FNPT | T-2001NL | 100/10 |
| 101-324NL | 3/4" | FNPT x FNPT | T-2001NL | 64/8 |
| 101-325NL | 1" | FNPT x FNPT | T-2001NL | 30/6 |
| 101-326NL | 1-1/4" | FNPT x FNPT | T-2001NL | 24/6 |
| 101-327NL | 1-1/2" | FNPT x FNPT | T-2001NL | 16/4 |
| 101-328NL | 2" | FNPT x FNPT | T-2001NL | 8/2 |
| 101-333NL | 1/2" | Sweat x Sweat | S-2001NL | 100/10 |
| 101-334NL | 3/4" | Sweat x Sweat | S-2001NL | 64/8 |
| 101-335NL | 1" | Sweat x Sweat | S-2001NL | 30/6 |
| 101-336NL | 1-1/4" | Sweat x Sweat | S-2001NL | 24/6 |
| 101-337NL | 1-1/2" | Sweat x Sweat | S-2001NL | 16/4 |
| 101-338NL | 2" | Sweat x Sweat | S-2001NL | 8/2 |

BRONZE BALL VALVES

Bronze Full Port Ball Valve

ISO 9002, 600 CWP, 150 WSP
ANSI/NSF 61 (T/S-901NL)
Third party certified



| | | | | |
|-----------|--------|---------------|---------|--------|
| 101-221 | 1/4" | FNPT x FNPT | T-901 | 180/10 |
| 101-221NL | 1/4" | FNPT x FNPT | T-901NL | 180/10 |
| 101-222 | 3/8" | FNPT x FNPT | T-901 | 180/10 |
| 101-222NL | 3/8" | FNPT x FNPT | T-901NL | 180/10 |
| 101-223 | 1/2" | FNPT x FNPT | T-901 | 120/10 |
| 101-223NL | 1/2" | FNPT x FNPT | T-901NL | 120/10 |
| 101-224 | 3/4" | FNPT x FNPT | T-901 | 90/10 |
| 101-224NL | 3/4" | FNPT x FNPT | T-901NL | 90/10 |
| 101-225 | 1" | FNPT x FNPT | T-901 | 60/6 |
| 101-225NL | 1" | FNPT x FNPT | T-901NL | 60/10 |
| 101-226 | 1-1/4" | FNPT x FNPT | T-901 | 36/4 |
| 101-226NL | 1-1/4" | FNPT x FNPT | T-901NL | 144/4 |
| 101-227 | 1-1/2" | FNPT x FNPT | T-901 | 24/4 |
| 101-227NL | 1-1/2" | FNPT x FNPT | T-901NL | 96/4 |
| 101-228 | 2" | FNPT x FNPT | T-901 | 12/2 |
| 101-228NL | 2" | FNPT x FNPT | T-901NL | 24/2 |
| 101-229 | 2-1/2" | FNPT x FNPT | T-901 | 8/2 |
| 101-230 | 3" | FNPT x FNPT | T-901 | 6/2 |
| 101-233 | 1/2" | Sweat x Sweat | S-901 | 120/10 |
| 101-233NL | 1/2" | Sweat x Sweat | S-901NL | 120/10 |
| 101-234 | 3/4" | Sweat x Sweat | S-901 | 90/10 |
| 101-234NL | 3/4" | Sweat x Sweat | S-901NL | 90/10 |
| 101-235 | 1" | Sweat x Sweat | S-901 | 60/6 |
| 101-235NL | 1" | Sweat x Sweat | S-901NL | 60/10 |
| 101-236 | 1-1/4" | Sweat x Sweat | S-901 | 36/4 |
| 101-236NL | 1-1/4" | Sweat x Sweat | S-901NL | 144/4 |
| 101-237 | 1-1/2" | Sweat x Sweat | S-901 | 24/4 |
| 101-237NL | 1-1/2" | Sweat x Sweat | S-901NL | 96/4 |
| 101-238 | 2" | Sweat x Sweat | S-901 | 12/2 |
| 101-238NL | 2" | Sweat x Sweat | S-901NL | 24/2 |



SPECIALTY BALL VALVES

Full Port Ball Valve With Drain

Traditional & no lead forged brass
 ISO 9002, 500 CWP
 ANSI/NSF 61 (NL only)



| Part No. | Size | Configuration | Model No. | Cs/Ct |
|-----------|------|---------------|-----------|--------|
| 101-503 | 1/2" | FNPT x FNPT | T-1100 | 100/10 |
| 101-503NL | 1/2" | FNPT x FNPT | T-1100NL | 100/10 |
| 101-504 | 3/4" | FNPT x FNPT | T-1100 | 60/10 |
| 101-504NL | 3/4" | FNPT x FNPT | T-1100NL | 60/10 |
| 101-505 | 1" | FNPT x FNPT | T-1100 | 36/6 |
| 101-505NL | 1" | FNPT x FNPT | T-1100NL | 36/6 |
| 101-513 | 1/2" | Sweat x Sweat | S-1100 | 100/10 |
| 101-513NL | 1/2" | Sweat x Sweat | S-1100NL | 100/10 |
| 101-514 | 3/4" | Sweat x Sweat | S-1100 | 60/10 |
| 101-514NL | 3/4" | Sweat x Sweat | S-1100NL | 60/10 |
| 101-515 | 1" | Sweat x Sweat | S-1100 | 36/6 |
| 101-515NL | 1" | Sweat x Sweat | S-1100NL | 36/6 |



| | | | | |
|-----------|------|---------------|----------|--------|
| 101-606NL | 1/2" | FNPT x FNPT | T-1102NL | 120/10 |
| 101-607NL | 3/4" | FNPT x FNPT | T-1102NL | 60/10 |
| 101-608NL | 1" | FNPT x FNPT | T-1102NL | 36/6 |
| 101-603NL | 1/2" | Sweat x Sweat | S-1102NL | 144/12 |
| 101-604NL | 3/4" | Sweat x Sweat | S-1102NL | 60/10 |
| 101-605NL | 1" | Sweat x Sweat | S-1102NL | 36/6 |

No lead & DZR forged brass
 ISO 9002, 600 CWP
 ANSI/NSF 61



| | | | | |
|-----------|------|---------------|----------|--------|
| 101-703NL | 1/2" | FNPT x FNPT | T-2102NL | 120/10 |
| 101-704NL | 3/4" | FNPT x FNPT | T-2102NL | 60/10 |
| 101-705NL | 1" | FNPT x FNPT | T-2102NL | 36/6 |
| 101-706NL | 1/2" | Sweat x Sweat | S-2102NL | 120/10 |
| 101-707NL | 3/4" | Sweat x Sweat | S-2102NL | 60/10 |
| 101-708NL | 1" | Sweat x Sweat | S-2102NL | 36/6 |

Full Port Ball Valve, SS Ball & Stem

Traditional forged brass
 ISO 9002, 600 CWP, 150 WSP
 CSA certified, UL listed, FM approved



| | | | | |
|---------|--------|-------------|----------|--------|
| 101-723 | 1/2" | FNPT x FNPT | T-1002ST | 120/10 |
| 101-724 | 3/4" | FNPT x FNPT | T-1002ST | 90/10 |
| 101-725 | 1" | FNPT x FNPT | T-1002ST | 60/6 |
| 101-726 | 1-1/4" | FNPT x FNPT | T-1002ST | 36/4 |
| 101-727 | 1-1/2" | FNPT x FNPT | T-1002ST | 24/4 |
| 101-728 | 2" | FNPT x FNPT | T-1002ST | 12/2 |

304 Stainless Steel Ball & Stem. Stainless steel handle sold separately.

SPECIALTY BALL VALVES

Full Port Ball Valve, SS Ball & Stem w / LD

Traditional forged brass
 ISO 9002, 600 CWP, 150 WSP
 CSA certified, UL listed
 FM approved



T-1002STLD

| Part No. | Size | Configuration | Model No. | Cs/Ct |
|----------|--------|---------------|------------|--------|
| 101-733 | 1/2" | FNPT x FNPT | T-1002STLD | 120/10 |
| 101-734 | 3/4" | FNPT x FNPT | T-1002STLD | 90/10 |
| 101-735 | 1" | FNPT x FNPT | T-1002STLD | 6/1 |
| 101-736 | 1-1/4" | FNPT x FNPT | T-1002STLD | 4/1 |
| 101-737 | 1-1/2" | FNPT x FNPT | T-1002STLD | 24/4 |
| 101-738 | 2" | FNPT x FNPT | T-1002STLD | 12/2 |

304 Stainless Steel Ball & Stem with locking device.

Full Port Ball Valve, Locking Device

Traditional forged brass
 ISO 9002, 600 CWP, 150 WSP
 CSA certified, UL listed (1/2" - 2")
 FM approved (1/2" - 2")



T-1002LD

| | | | | |
|---------|--------|-------------|----------|--------|
| 101-611 | 1/4" | FNPT x FNPT | T-1002LD | 180/10 |
| 101-612 | 3/8" | FNPT x FNPT | T-1002LD | 180/10 |
| 101-613 | 1/2" | FNPT x FNPT | T-1002LD | 120/10 |
| 101-614 | 3/4" | FNPT x FNPT | T-1002LD | 90/10 |
| 101-615 | 1" | FNPT x FNPT | T-1002LD | 60/6 |
| 101-616 | 1-1/4" | FNPT x FNPT | T-1002LD | 36/4 |
| 101-617 | 1-1/2" | FNPT x FNPT | T-1002LD | 24/4 |
| 101-618 | 2" | FNPT x FNPT | T-1002LD | 12/2 |

FNPT x Sweat Full Port Ball Valve

Traditional forged brass
 ISO 9002, 600 CWP, 150 WSP



T-1007

For Connecting Boilers to Copper Tube

| | | | | |
|---------|------|--------------|--------|--------|
| 101-623 | 1/2" | FNPT x Sweat | T-1007 | 120/10 |
| 101-624 | 3/4" | FNPT x Sweat | T-1007 | 90/10 |
| 101-625 | 1" | FNPT x Sweat | T-1007 | 60/6 |

Full Port Ball Valve, Locking Device

Traditional & no lead forged brass
 ISO 9002, 600 CWP (1/2" - 2"), 400 CWP (2-1/2" - 4")
 150 WSP
 ANSI/NSF 61 (T/S-1001NL)
 UL listed (1/4" - 2" T-1001/T-1001NL)
 CSA certified 1/2, 5, 125 psig
 (1/4" & 1/2"-2" T-1001/T-1001NL)
 FM approved (1/2" - 2" T-1001/T-1001NL)



T-1001LD

| | | | | |
|-----------|--------|-------------|------------|--------|
| 101-053 | 1/2" | FNPT x FNPT | T-1001LD | 100/10 |
| 101-053NL | 1/2" | FNPT x FNPT | T-1001LDNL | 100/10 |
| 101-054 | 3/4" | FNPT x FNPT | T-1001LD | 100/10 |
| 101-054NL | 3/4" | FNPT x FNPT | T-1001LDNL | 100/10 |
| 101-055 | 1" | FNPT x FNPT | T-1001LD | 50/10 |
| 101-055NL | 1" | FNPT x FNPT | T-1001LDNL | 50/10 |
| 101-056 | 1-1/4" | FNPT x FNPT | T-1001LD | 20/10 |
| 101-056NL | 1-1/4" | FNPT x FNPT | T-1001LDNL | 20/10 |
| 101-057 | 1-1/2" | FNPT x FNPT | T-1001LD | 20/4 |
| 101-057NL | 1-1/2" | FNPT x FNPT | T-1001LDNL | 20/4 |
| 101-058 | 2" | FNPT x FNPT | T-1001LD | 20/4 |
| 101-058NL | 2" | FNPT x FNPT | T-1001LDNL | 20/4 |

SPECIALTY BALL VALVES

Full Port Ball Valve with T-Handle

Traditional & no lead forged brass
 ISO 9002, 600 CWP, 150 WSP
 ANSI/NSF 61 (T/S-1001NL)
 UL listed (1/2" - 1" T-1001T/T-1001TNL)
 CSA certified 1/2, 5, 125 psig
 (1/4" & 1/2"-2" T-1001/T-1001NL)
 FM approved
 (1/2" - 2" T-1001/T-1001NL)



| Part No. | Size | Configuration | Model No. | Cs/Ct |
|-----------|------|---------------|-----------|--------|
| 101-653 | 1/2" | FNPT x FNPT | T-1001T | 100/10 |
| 101-653NL | 1/2" | FNPT x FNPT | T-1001TNL | 100/10 |
| 101-654 | 3/4" | FNPT x FNPT | T-1001T | 100/10 |
| 101-654NL | 3/4" | FNPT x FNPT | T-1001TNL | 100/10 |
| 101-655 | 1" | FNPT x FNPT | T-1001T | 50/5 |
| 101-655NL | 1" | FNPT x FNPT | T-1001TNL | 50/5 |
| 101-633 | 1/2" | Sweat x Sweat | S-1001T | 100/10 |
| 101-633NL | 1/2" | Sweat x Sweat | S-1001TNL | 100/10 |
| 101-634 | 3/4" | Sweat x Sweat | S-1001T | 60/10 |
| 101-634NL | 3/4" | Sweat x Sweat | S-1001TNL | 60/10 |
| 101-635 | 1" | Sweat x Sweat | S-1001T | 36/6 |
| 101-635NL | 1" | Sweat x Sweat | S-1001TNL | 36/6 |

No Lead Full Port Ball Valve, Compression

No lead forged brass
 ISO 9002, 600 CWP
 ANSI/NSF 61



| | | | | |
|-----------|------|-------------|----------|--------|
| 101-643NL | 1/2" | Comp x Comp | T-1009NL | 100/10 |
| 101-644NL | 3/4" | Comp x Comp | T-1009NL | 60/10 |
| 101-645NL | 1" | Comp x Comp | T-1009NL | 36/6 |

No lead DZR forged brass
 ISO 9002, 600 CWP
 ANSI/NSF 61
 UPC/IAPMO, 150 WSP



| | | | | |
|-----------|------|-------------|----------|-------|
| 101-453NL | 1/2" | Comp x Comp | T-2009NL | 96/12 |
| 101-454NL | 3/4" | Comp x Comp | T-2009NL | 64/8 |
| 101-455NL | 1" | Comp x Comp | T-2009NL | 36/6 |

With Drain

No lead DZR forged brass
 ISO 9002, 600 CWP
 ANSI/NSF 61
 UPC/IAPMO



| | | | | |
|-----------|------|-------------|----------|-------|
| 101-433NL | 1/2" | Comp x Comp | T-2002NL | 80/10 |
| 101-434NL | 3/4" | Comp x Comp | T-2002NL | 48/6 |
| 101-435NL | 1" | Comp x Comp | T-2002NL | 24/6 |

Full Port Three-Way Ball Valve

Forged brass
 ISO 9002, 600 CWP, 150 WSP
 L-port style



| | | | | |
|---------|--------|-------------|--------|--------|
| 101-441 | 1/4" | FNPT x FNPT | T-2100 | 100/10 |
| 101-442 | 3/8" | FNPT x FNPT | T-2100 | 100/10 |
| 101-443 | 1/2" | FNPT x FNPT | T-2100 | 12/6 |
| 101-444 | 3/4" | FNPT x FNPT | T-2100 | 48/6 |
| 101-445 | 1" | FNPT x FNPT | T-2100 | 12/6 |
| 101-446 | 1-1/4" | FNPT x FNPT | T-2100 | 16/2 |
| 101-447 | 1-1/2" | FNPT x FNPT | T-2100 | 12/2 |
| 101-448 | 2" | FNPT x FNPT | T-2100 | 6/2 |

Full Port Ball Valve with Cap & Chain

Forged brass
 ISO 9002, 600 CWP



| | | | | |
|---------|------|-------------|----------|-------|
| 101-570 | 3/4" | FNPT x MGHT | T-1002CC | 50/10 |
|---------|------|-------------|----------|-------|

SPECIALTY BALL VALVES

T-2010NL FNPT x Insert Barb Full Port Ball Valve

No lead, DZR brass, 600 CWP
ANSI/NSF 61



| Part No. | Size | Configuration | Model No. | Cs/Ct |
|-----------|--------|---------------|-----------|-------|
| 101-314NL | 3/4" | FNPT x Insert | T-2010NL | 48/8 |
| 101-315NL | 1" | FNPT x Insert | T-2010NL | 36/6 |
| 101-316NL | 1-1/4" | FNPT x Insert | T-2010NL | 16/4 |

For connecting polyethylene pipe (SIDR 7 & 11) on well systems.

T-2000 MxSNL Full Port Ball Valve

No lead DZR forged brass
600 CWP, 150 WSP
ANSI/NSF 61
Third party certified IAPMO



| | | | | |
|-----------|------|--------------|-------------|------|
| 101-684NL | 3/4" | MNPT x Sweat | T-2000MxSNL | 64/8 |
|-----------|------|--------------|-------------|------|

PUSH FIT BALL VALVES

Insta-Loc II™ Push Fit Ball Valve

No lead DZR forged brass
200 CWP, max. temp 250°F, DZR brass
ANSI/NSF 61, NSF 14, ASSE 1061
ISO 9002, UPC/IAPMO



| | | | | |
|-----------|------|-------------|----------|--------|
| 456-003NL | 1/2" | Push x Push | P-2200NL | 100/10 |
| 456-004NL | 3/4" | Push x Push | P-2200NL | 100/10 |
| 456-005NL | 1" | Push x Push | P-2200NL | 50/5 |

Insta-Loc II™ Push Fit Ball Valve

No lead DZR forged brass, ISO 9002
200 CWP, Max. temp. 250°F
ANSI/NSF 61, NSF 14, ASSE 1061
UPC/IAPMO



Insta-Loc II™ No Lead Drop Ear For Push Fit Ball Valve

| | | | | |
|-----------|------|-------------|-------------------|--------|
| 456-023NL | 1/2" | Push x Push | P-2200NL Drop Ear | 100/10 |
| 456-024NL | 3/4" | Push x Push | P-2200NL Drop Ear | 100/10 |
| 456-025NL | 1" | Push x Push | P-2200NL Drop Ear | 50/5 |

P-2200NL Drop Ear



| | | | | |
|-----------|------|-------------|----------|--------|
| 456-013NL | 1/2" | Push x FNPT | P-2200NL | 100/10 |
| 456-014NL | 3/4" | Push x FNPT | P-2200NL | 100/10 |
| 456-015NL | 1" | Push x FNPT | P-2200NL | 50/5 |

P-2200NL

PEX BALL VALVES

PEX End Ball Valve


No lead forged brass
 ANSI/NSF 61
 ASTM F 1807, ISO 9002
 400 CWP



| Part No. | Size | Configuration | Model No. | Cs/Ct |
|-----------|------|---------------|-----------|--------|
| 101-582NL | 3/8" | PEX x PEX | T-806NL | 100/10 |
| 101-585NL | 1/2" | PEX x PEX | T-806NL | 100/10 |
| 101-586NL | 3/4" | PEX x PEX | T-806NL | 100/10 |
| 101-587NL | 1" | PEX x PEX | T-806NL | 50/5 |
| 101-583NL | 1/2" | Sweat x PEX | T-805NL | 100/50 |
| 101-584NL | 3/4" | Sweat x PEX | T-805NL | 100/50 |
| 101-580NL | 1/2" | MNPT x PEX | T-805NL | 100/1 |
| 101-581NL | 3/4" | MNPT x PEX | T-805NL | 100/50 |

PEX End Ball Valve

No lead DZR forged brass
 400 CWP, DZR, ANSI/NSF 61,
 NSF 14, ISO 9002,
 ASTM F 1807




| | | | | |
|-----------|--------|-----------|----------|--------|
| 101-593NL | 1/2" | PEX x PEX | T-2006NL | 100/10 |
| 101-594NL | 3/4" | PEX x PEX | T-2006NL | 100/10 |
| 101-595NL | 1" | PEX x PEX | T-2006NL | 60/12 |
| 101-588NL | 1-1/4" | PEX x PEX | T-2006NL | 40/10 |
| 101-573NL | 1-1/2" | PEX x PEX | T-2006NL | 16/4 |
| 101-574NL | 2" | PEX x PEX | T-2006NL | 8/2 |

Tee Handle

| | | | | |
|-----------|------|-----------|----------|--------|
| 101-579NL | 1/2" | PEX x PEX | T-2006NL | 100/10 |
| 101-589NL | 3/4" | PEX x PEX | T-2006NL | 100/10 |

No lead DZR forged brass
 400 CWP, ANSI/NSF 61, NSF 14,
 ASTM F 1807, ISO 9002



Tee Handle & Drainable

| | | | | |
|-----------|------|-------------|----------|--------|
| 101-596NL | 1/2" | PEX x PEX | T-2007NL | 80/8 |
| 101-597NL | 3/4" | PEX x PEX | T-2007NL | 80/8 |
| 101-598NL | 1" | PEX x PEX | T-2007NL | 64/8 |
| 101-600NL | 1/2" | Sweat x PEX | T-2007NL | 100/10 |
| 101-601NL | 3/4" | Sweat x PEX | T-2007NL | 80/8 |
| 101-602NL | 1" | Sweat x PEX | T-2007NL | 48/6 |
| 101-590NL | 1/2" | MNPT x PEX | T-2005NL | 100/10 |
| 101-591NL | 3/4" | MNPT x PEX | T-2005NL | 80/8 |
| 101-592NL | 1" | MNPT x PEX | T-2005NL | 48/6 |

Drop Ear

| | | | | |
|-----------|------|-----------|----------|------|
| 101-576NL | 1/2" | PEX x PEX | T-2008NL | 80/8 |
| 101-577NL | 3/4" | PEX x PEX | T-2008NL | 64/8 |
| 101-578NL | 1" | PEX x PEX | T-2008NL | 36/6 |

PEX BALL VALVES

PEX End Ball Valve (Cold Expansion)

No lead DZR forged brass
400 CWP, ISO 9002, UPC/IAPMO
ANSI/NSF 61, NSF 14
ASTM F 1960 cold expansion



T-1960NL

NEW

NEW

| Part No. | Size | Configuration | Model No. | Cs/Ct |
|-----------|--------|---------------|-----------|--------|
| 101-543NL | 1/2" | PEX x PEX | T-1960NL | 100/10 |
| 101-544NL | 3/4" | PEX x PEX | T-1960NL | 100/10 |
| 101-545NL | 1" | PEX x PEX | T-1960NL | 60/12 |
| 101-546NL | 1-1/4" | PEX x PEX | T-1960NL | 24/6 |
| 101-547NL | 1-1/2" | PEX x PEX | T-1960NL | 16/4 |
| 101-548NL | 2" | PEX x PEX | T-1960NL | 8/2 |
| 101-549NL | 2-1/2" | PEX x PEX | T-1960NL | 4/2 |
| 101-560NL | 3" | PEX x PEX | T-1960NL | 2/1 |



Drop Ear & Drain

MNPT x PEX

Drainable with Drop Ear

| | | | | |
|-----------|------|------------|----------|--------|
| 101-563NL | 1/2" | PEX x PEX | T-1960NL | 48/6 |
| 101-564NL | 3/4" | PEX x PEX | T-1960NL | 48/6 |
| 101-565NL | 1" | PEX x PEX | T-1960NL | 36/6 |
| 101-463NL | 1/2" | MNPT x PEX | T-1960NL | 100/10 |
| 101-464NL | 3/4" | MNPT x PEX | T-1960NL | 80/8 |
| 101-465NL | 1" | MNPT x PEX | T-1960NL | 48/6 |



T-1960SNL

| | | | | |
|-----------|------|----------------|-----------|--------|
| 101-473NL | 1/2" | Sweat x CE PEX | T-1960SNL | 100/10 |
| 101-474NL | 3/4" | Sweat x CE PEX | T-1960SNL | 80/8 |
| 101-475NL | 1" | Sweat x CE PEX | T-1960SNL | 48/6 |



T-1960DENL

With Drop Ear

| | | | | |
|-----------|------|-----------------|------------|------|
| 101-483NL | 1/2" | CE PEX x CE PEX | T-1960DENL | 48/6 |
| 101-484NL | 3/4" | CE PEX x CE PEX | T-1960DENL | 48/6 |
| 101-485NL | 1" | CE PEX x CE PEX | T-1960DENL | 36/6 |

MINI BALL VALVES

MNPT x FNPT Large Port Ball Valve

ISO 9002, 600 CWP (1/8" - 3/4"), 500 CWP (1" only)
150 WSP
CSA certified (1/2" - 1")
UL listed (1/2" - 1") - T-900 only not NL
ANSI/NSF 61 (T-900NL)



T-900
MNPT x FNPT

| | | | | |
|-----------|------|-------------|------------|--------|
| 101-520 | 1/8" | MNPT x FNPT | T-900MxF | 200/20 |
| 101-520NL | 1/8" | MNPT x FNPT | T-900MxFNL | 200/20 |
| 101-521 | 1/4" | MNPT x FNPT | T-900MxF | 200/20 |
| 101-521NL | 1/4" | MNPT x FNPT | T-900MxFNL | 200/20 |
| 101-522 | 3/8" | MNPT x FNPT | T-900MxF | 100/10 |
| 101-522NL | 3/8" | MNPT x FNPT | T-900MxFNL | 100/10 |
| 101-523 | 1/2" | MNPT x FNPT | T-900MxF | 100/10 |
| 101-523NL | 1/2" | MNPT x FNPT | T-900MxFNL | 100/10 |
| 101-524 | 3/4" | MNPT x FNPT | T-900MxF | 60/10 |
| 101-524NL | 3/4" | MNPT x FNPT | T-900MxFNL | 60/10 |
| 101-525 | 1" | MNPT x FNPT | T-900MxF | 36/6 |
| 101-525NL | 1" | MNPT x FNPT | T-900MxFNL | 36/6 |



MINI BALL VALVES**MNPT x FNPT Ball Valve with Tee Handle**ISO 9002, 400 CWP, 150 WSP
ANSI/NSF 61, (T-900TNL)T-900
MNPT x FNPT-TNL

| Part No. | Size | Configuration | Model No. | Cs/Ct |
|-----------|------|---------------|--------------|--------|
| 101-530 | 1/8" | MNPT x FNPT | T-900MxF-T | 200/20 |
| 101-530NL | 1/8" | MNPT x FNPT | T-900MxF-TNL | 200/20 |
| 101-531 | 1/4" | MNPT x FNPT | T-900MxF-T | 200/20 |
| 101-531NL | 1/4" | MNPT x FNPT | T-900MxF-TNL | 200/20 |
| 101-532 | 3/8" | MNPT x FNPT | T-900MxF-T | 100/10 |
| 101-532NL | 3/8" | MNPT x FNPT | T-900MxF-TNL | 100/10 |
| 101-533 | 1/2" | MNPT x FNPT | T-900MxF-T | 100/10 |
| 101-533NL | 1/2" | MNPT x FNPT | T-900MxF-TNL | 100/10 |
| 101-534 | 3/4" | MNPT x FNPT | T-900MxF-T | 60/10 |
| 101-534NL | 3/4" | MNPT x FNPT | T-900MxF-TNL | 60/10 |
| 101-535 | 1" | MNPT x FNPT | T-900MxF-T | 36/6 |
| 101-535NL | 1" | MNPT x FNPT | T-900MxF-TNL | 36/6 |

MICRO BALL™ Lever Handle

ISO 9002, 400 CWP, 125 WSP



T-810

| | | | | |
|---------|------|-------------|-------|--------|
| 101-000 | 1/8" | FNPT x FNPT | T-810 | 200/20 |
| 101-001 | 1/4" | FNPT x FNPT | T-810 | 200/20 |

MICRO BALL™ Tee HandleISO 9002, 400 CWP, 125 WSP
ANSI/NSF 61, (T-800TNL)

T-800T

| | | | | |
|-----------|------|-------------|----------|--------|
| 101-540 | 1/8" | FNPT x FNPT | T-800T | 200/20 |
| 101-540NL | 1/8" | FNPT x FNPT | T-800TNL | 200/20 |
| 101-541 | 1/4" | FNPT x FNPT | T-800T | 100/10 |
| 101-541NL | 1/4" | FNPT x FNPT | T-800TNL | 200/20 |

Ball Valve Test Cock, Screwdriver SlotISO 9002, 600 CWP, 150 WSP
ANSI/NSF 61
Third party certified

T-801NL

| | | | | |
|-----------|-------------|-------------|---------|--------|
| 101-550NL | 1/4" x 1/8" | FNPT x MNPT | T-801NL | 200/20 |
| 101-551NL | 1/4" | FNPT x MNPT | T-801NL | 200/20 |

Chrome Plated Brass Mini Ball Valve

Traditional brass, 400 CWP



FNPT x FNPT



FNPT x MNPT

| | | | | |
|---------|------|-------------|-----------------|--------|
| 101-340 | 1/8" | FNPT x FNPT | Mini Ball Valve | 120/30 |
| 101-341 | 1/4" | FNPT x FNPT | Mini Ball Valve | 120/30 |
| 101-342 | 3/8" | FNPT x FNPT | Mini Ball Valve | 80/20 |
| 101-343 | 1/2" | FNPT x FNPT | Mini Ball Valve | 80/20 |
| 101-346 | 1/8" | FNPT x MNPT | Mini Ball Valve | 120/30 |
| 101-347 | 1/4" | FNPT x MNPT | Mini Ball Valve | 120/30 |
| 101-348 | 3/8" | FNPT x MNPT | Mini Ball Valve | 80/20 |
| 101-349 | 1/2" | FNPT x MNPT | Mini Ball Valve | 80/20 |

MINI BALL VALVES

Stainless Steel Mini Ball Valve

ISO 9002, 800 CWP, 150 WSP
with tee handle
Naturally lead free



T-710
MNPT x FNPT-T



T-710T

| Part No. | Size | Configuration | Model No. | Cs/Ct |
|----------|------|---------------|------------|--------|
| 113-301 | 1/4" | FNPT x FNPT | T-710T | 120/10 |
| 113-311 | 1/4" | MNPT x FNPT | T-710MxF-T | 120/10 |

BALL VALVE ACCESSORIES

Accessories



4" Locking device



Locking device

Fits Models 1001, 1004, 1100, 1009, 806, P-200. Does not fit T-handle ball valves

| | | | |
|---------|---------------|----------------|-------|
| 101-954 | 1/4" - 1/2" | Locking Device | - / - |
| 101-955 | 3/4" - 1-1/4" | Locking Device | - / - |
| 101-956 | 1-1/2" - 2" | Locking Device | - / - |
| 101-957 | 2-1/2" - 3" | Locking Device | - / - |
| 101-950 | 4" | Locking Device | - / - |



Memory stop

Fits Models 1001, 1004, 1100, 1009, 806, P-200

| | | | |
|---------|---------------|-------------|-------|
| 101-951 | 1/4" - 1/2" | Memory Stop | - / - |
| 101-952 | 3/4" - 1-1/4" | Memory Stop | - / - |
| 101-953 | 1-1/2" - 2" | Memory Stop | - / - |



Stem extension

Fits Models 1001, 1004, 1100, 1009, 806, 805, P-200

| | | | |
|----------|---------------|----------------|-------|
| 101-958* | 3/8" - 1/2" | Stem Extension | - / - |
| 101-959 | 3/4" - 1-1/4" | Stem Extension | - / - |
| 101-960 | 1-1/2" - 2" | Stem Extension | - / - |
| 101-964 | 2-1/2" - 3" | Stem Extension | - / - |
| 101-965 | 4" | Stem Extension | - / - |

*101-958 fits 1/2" & 3/4" T-806 PEX ball valves



T/S-2000 Handle Extension



T/S-2006NL Handle Extension

Handle Extension Assembly for T/S-2000 Ball Valves



| | | | |
|---------|-------------|---------------------------------|--------|
| 101-993 | 1/2" - 3/4" | Brass Stem & Aluminum Extension | 100/10 |
| 101-994 | 1" | Brass Stem & Aluminum Extension | 80/8 |
| 101-995 | 1-1/4" | Brass Stem & Aluminum Extension | 40/4 |
| 101-996 | 2" | Brass Stem & Aluminum Extension | 20/5 |

Handle Extension Assembly for T-2006NL PEX Ball Valves


| | | | |
|---------|-------------|---------------------------------|--------|
| 101-903 | 1/2" - 3/4" | Brass Stem & Aluminum Extension | 100/10 |
| 101-904 | 1" | Brass Stem & Aluminum Extension | 80/8 |
| 101-905 | 1-1/4" | Brass Stem & Aluminum Extension | 40/4 |
| 101-906 | 2" | Brass Stem & Aluminum Extension | 20/5 |



BALL VALVE ACCESSORIES

| Accessories | Part No. | Size | Configuration | Model No. | Cs/Ct |
|---|--|-----------------|--|------------------|--------|
|  Extension handle | Fits Models 1001, 1004, 1100, 1009, 806, 805, P-200 | | | | |
| | 101-931 | 3/8" - 1/2" | | Extension Handle | - / - |
| | 101-932 | 3/4" - 1-1/4" | | Extension Handle | - / - |
|  T-Handle | Fits Models 1001, 1004, 1100, 1009, 806, 805, P-200 | | | | |
| | 101-961 | 1/8" - 1/4" | | T-Handle | - / - |
| | 101-962 | 3/8" - 1/2" | | T-Handle | - / - |
|  T/S-2001NL SS T-Handle | .304 Stainless Steel T-Handle for T/S-2001NL Ball Valve | | | | |
| | 101-943 | 1/2" | Stainless Steel T-Handle with Vinyl Ends | | 100/10 |
| | 101-944 | 3/4" | Stainless Steel T-Handle with Vinyl Ends | | 100/10 |
|  T/S-2000BVL SS Lever-Handle | Fits Model 2000 | | | | |
| | 101-922 | 1/2" - 3/4" | Stainless Steel | Handle & Nut | 10 |
| | 101-923 | 1" | Stainless Steel | Handle & Nut | 100/10 |
| | 101-924 | 1-1/4" - 1-1/2" | Stainless Steel | Handle & Nut | 100/10 |
|  Level Handle & nut | Fits Model T/S-1002 | | | | |
| | 101-982 | 1/4" - 1/2" | Stainless Steel | Handle & Nut | - / - |
| | 101-983 | 3/4" - 1" | Stainless Steel | Handle & Nut | - / - |
| | 101-984 | 1-1/4" - 1-1/2" | Stainless Steel | Handle & Nut | - / - |
| | 101-985 | 2" - 3" | Stainless Steel | Handle & Nut | - / - |

Replacement PTFE Packing and Seats for T-717

| | | | | |
|---|---------|--------|------------------------------------|------|
|  T-717 Replacement PTFE Packing Seats | 113-991 | 1/4" | PTFE Packing Gland & Seats, Bagged | 25/1 |
| | 113-992 | 3/8" | PTFE Packing Gland & Seats, Bagged | 25/1 |
| | 113-993 | 1/2" | PTFE Packing Gland & Seats, Bagged | 25/1 |
| | 113-994 | 3/4" | PTFE Packing Gland & Seats, Bagged | 25/1 |
| | 113-995 | 1" | PTFE Packing Gland & Seats, Bagged | 25/1 |
| | 113-996 | 1-1/4" | PTFE Packing Gland & Seats, Bagged | 25/1 |
| | 113-997 | 1-1/2" | PTFE Packing Gland & Seats, Bagged | 25/1 |
| | 113-998 | 2" | PTFE Packing Gland & Seats, Bagged | 25/1 |

STAINLESS STEEL BALL VALVES - INVESTMENT CAST

3-Piece 316 Stainless Steel Full Port Ball Valve

ISO 9002, 1000 CWP, 150 WSP
Naturally lead free



T-717

| Part No. | Size | Configuration | Model No. | Cs/Ct |
|----------|--------|---------------|-----------|-------|
| 113-161 | 1/4" | FNPT x FNPT | T-717 | 48/12 |
| 113-162 | 3/8" | FNPT x FNPT | T-717 | 48/12 |
| 113-163 | 1/2" | FNPT x FNPT | T-717 | 36/9 |
| 113-164 | 3/4" | FNPT x FNPT | T-717 | 32/8 |
| 113-165 | 1" | FNPT x FNPT | T-717 | 24/6 |
| 113-166 | 1-1/4" | FNPT x FNPT | T-717 | 16/4 |
| 113-167 | 1-1/2" | FNPT x FNPT | T-717 | 8/2 |
| 113-168 | 2" | FNPT x FNPT | T-717 | 8/2 |

2-Piece 316 Stainless Steel Full Port Ball

ISO 9002, 1000 CWP, 150 WSP
Naturally lead free



T-712

| | | | | |
|---------|--------|-------------|-------|-------|
| 113-141 | 1/4" | FNPT x FNPT | T-712 | 80/10 |
| 113-142 | 3/8" | FNPT x FNPT | T-712 | 80/10 |
| 113-143 | 1/2" | FNPT x FNPT | T-712 | 60/10 |
| 113-144 | 3/4" | FNPT x FNPT | T-712 | 60/10 |
| 113-145 | 1" | FNPT x FNPT | T-712 | 36/6 |
| 113-146 | 1-1/4" | FNPT x FNPT | T-712 | 24/6 |
| 113-147 | 1-1/2" | FNPT x FNPT | T-712 | 12/2 |
| 113-148 | 2" | FNPT x FNPT | T-712 | 8/2 |
| 113-109 | 2-1/2" | FNPT x FNPT | T-712 | 2/1 |
| 113-110 | 3" | FNPT x FNPT | T-712 | 2/1 |
| 113-111 | 4" | FNPT x FNPT | T-712 | 1/1 |

2-Piece 316 Stainless Steel Large Port Ball Valve

ISO 9002, 150 WSP
2000 CWP (1/4" - 1")
1500 CWP (1-1/4" - 2")
Naturally lead free



T-715

| | | | | |
|---------|--------|-------------|-------|-------|
| 113-101 | 1/4" | FNPT x FNPT | T-715 | 80/10 |
| 113-102 | 3/8" | FNPT x FNPT | T-715 | 80/10 |
| 113-103 | 1/2" | FNPT x FNPT | T-715 | 60/10 |
| 113-104 | 3/4" | FNPT x FNPT | T-715 | 60/10 |
| 113-105 | 1" | FNPT x FNPT | T-715 | 36/6 |
| 113-106 | 1-1/4" | FNPT x FNPT | T-715 | 24/4 |
| 113-107 | 1-1/2" | FNPT x FNPT | T-715 | 16/4 |
| 113-108 | 2" | FNPT x FNPT | T-715 | 8/2 |

1-Piece 316 Stainless Steel Conv. Port Ball Valve

ISO 9002, 800 CWP, 150 WSP
Naturally lead free



T-710

| | | | | |
|----------|--------|-------------|-------|--------|
| 113-120* | 1/8" | FNPT x FNPT | T-710 | 160/10 |
| 113-121 | 1/4" | FNPT x FNPT | T-710 | 160/10 |
| 113-122 | 3/8" | FNPT x FNPT | T-710 | 160/10 |
| 113-123 | 1/2" | FNPT x FNPT | T-710 | 100/10 |
| 113-124 | 3/4" | FNPT x FNPT | T-710 | 80/10 |
| 113-125 | 1" | FNPT x FNPT | T-710 | 48/6 |
| 113-126 | 1-1/4" | FNPT x FNPT | T-710 | 24/6 |
| 113-127 | 1-1/2" | FNPT x FNPT | T-710 | 16/4 |
| 113-128 | 2" | FNPT x FNPT | T-710 | 8/2 |

* Note: 1/8" not locking

CARBON STEEL BALL VALVES - INVESTMENT CAST**2-Piece Carbon Steel Full Port Ball Valve**

ISO 9002, 150 WSP
2000 CWP (1/4" - 1")
1500 CWP (1-1/4" - 2")
MSS-SP110
Naturally Lead Free



T-730

| Part No. | Size | Configuration | Model No. | Cs/Ct |
|----------|--------|---------------|-----------|-------|
| 113-221 | 1/4" | FNPT x FNPT | T-730 | 80/10 |
| 113-222 | 3/8" | FNPT x FNPT | T-730 | 80/10 |
| 113-223 | 1/2" | FNPT x FNPT | T-730 | 60/10 |
| 113-224 | 3/4" | FNPT x FNPT | T-730 | 60/10 |
| 113-225 | 1" | FNPT x FNPT | T-730 | 36/6 |
| 113-226 | 1-1/4" | FNPT x FNPT | T-730 | 24/6 |
| 113-227 | 1-1/2" | FNPT x FNPT | T-730 | 12/2 |
| 113-228 | 2" | FNPT x FNPT | T-730 | 8/2 |

2-Piece Carbon Steel Large Port Ball Valve

ISO 9002, 150 WSP
2000 CWP (1/4" - 1")
1500 CWP (1-1/4" - 2")
Naturally Lead Free



T-725

| | | | | |
|---------|--------|-------------|-------|-------|
| 113-211 | 1/4" | FNPT x FNPT | T-725 | 80/10 |
| 113-212 | 3/8" | FNPT x FNPT | T-725 | 80/10 |
| 113-213 | 1/2" | FNPT x FNPT | T-725 | 60/10 |
| 113-214 | 3/4" | FNPT x FNPT | T-725 | 60/10 |
| 113-215 | 1" | FNPT x FNPT | T-725 | 36/6 |
| 113-216 | 1-1/4" | FNPT x FNPT | T-725 | 24/4 |
| 113-217 | 1-1/2" | FNPT x FNPT | T-725 | 16/4 |
| 113-218 | 2" | FNPT x FNPT | T-725 | 8/2 |

1-Piece Carbon Steel Conv. Port Ball Valve

ISO 9002, 2000 CWP
150 WSP
Naturally Lead Free



T-720

| | | | | |
|---------|--------|-------------|-------|--------|
| 113-201 | 1/4" | FNPT x FNPT | T-720 | 160/10 |
| 113-202 | 3/8" | FNPT x FNPT | T-720 | 160/10 |
| 113-203 | 1/2" | FNPT x FNPT | T-720 | 60/10 |
| 113-204 | 3/4" | FNPT x FNPT | T-720 | 40/10 |
| 113-205 | 1" | FNPT x FNPT | T-720 | 36/6 |
| 113-206 | 1-1/4" | FNPT x FNPT | T-720 | 24/6 |
| 113-207 | 1-1/2" | FNPT x FNPT | T-720 | 16/4 |
| 113-208 | 2" | FNPT x FNPT | T-720 | 8/2 |

Did you know? Legend's corporate mission is to create customer astonishment.

GAS BALL VALVES

Drip Leg Kits



| Part No. | Size | Configuration | Model No. | Cs/Ct |
|---|------|-----------------|-----------|-------|
| Includes 1/2" x 3" & 1/2" X 6" Black Nipples, 1/2" Union, Tee, Cap & Valve | | | | |
| 102-836 | 1/2" | Kit with T-3000 | | 1/1 |
| 102-837 | 1/2" | Kit with T-3005 | | 1/1 |

Blue Top™ Patented One-Piece Design

Forged brass, 175 psi
 CSA Certified, UL listed (1/2" & 3/4" only)
 ISO 9002



| | | | | |
|---------|------|-------------|--------|--------|
| 102-102 | 3/8" | FNPT x FNPT | T-3000 | 100/10 |
| 102-103 | 1/2" | FNPT x FNPT | T-3000 | 100/10 |
| 102-104 | 3/4" | FNPT x FNPT | T-3000 | 100/10 |

See T-1001 on page 10 for 1-1/4" to 3" CSA gas ball valves



| | | | | |
|---------|------------------------|--------------|--------|--------|
| 102-112 | 3/8" x 1/2" | Flare x FNPT | T-3000 | 100/10 |
| 102-113 | 1/2" x 1/2" | Flare x FNPT | T-3000 | 100/10 |
| 102-118 | 1/2" x 3/4" | Flare x FNPT | T-3000 | 100/10 |
| 102-121 | 5/8" (15/16-16) x 1/2" | Flare x FNPT | T-3000 | 100/10 |
| 102-114 | 5/8" (7/8-14) x 3/4" | Flare x FNPT | T-3000 | 100/10 |
| 102-115 | 5/8" (15/16-16) x 3/4" | Flare x FNPT | T-3000 | 100/10 |



| | | | | |
|---------|-------------|---------------|--------|--------|
| 102-212 | 3/8" x 1/2" | Flare x MNPT | T-3000 | 100/10 |
| 102-213 | 1/2" x 1/2" | Flare x MNPT | T-3000 | 100/10 |
| 102-312 | 3/8" x 3/8" | Flare x Flare | T-3000 | 100/10 |
| 102-313 | 1/2" x 1/2" | Flare x Flare | T-3000 | 100/10 |
| 102-314 | 5/8" x 5/8" | Flare x Flare | T-3000 | 100/10 |



| | | | | |
|---------|-----------------------|--------------|---------------------|--------|
| 102-413 | 1/2" x 1/8" | FNPT x Texas | T-3000 | 100/10 |
| 102-414 | 3/4" x 1/8" | FNPT x Texas | T-3000 | 100/10 |
| 102-119 | 3/8" (9/16-24) x 1/2" | Flare x FNPT | T-3000 Heater Valve | 100/10 |

Flare x FNPT T-3000



| Angle Valve | | | | |
|--------------------|------------------------|--------------|---------|--------|
| 102-122 | 3/8" x 1/2" | Flare x FNPT | T-3000A | 100/10 |
| 102-120 | 5/8" (15/16-16) x 3/4" | Flare x FNPT | T-3000A | 100/10 |

GAS BALL VALVES**Blue Top™ Patented One-Piece Design**

Forged brass
175 psi, CSA Certified
UL Listed (1/2" & 3/4")
Massachusetts code compliant
ISO 9002



T-3001



T-3002

FNPT x FNPT
T-3100Flare x Flare
T-3100

| Part No. | Size | Configuration | Model No. | Cs/Ct |
|----------|--------|---------------|-----------------|--------|
| 102-612 | 3/8" | FNPT x FNPT | T-3001 T-handle | 100/10 |
| 102-613 | 1/2" | FNPT x FNPT | T-3001 T-handle | 100/10 |
| 102-614 | 3/4" | FNPT x FNPT | T-3001 T-handle | 100/10 |
| 102-615 | 1" | FNPT x FNPT | T-3001 T-handle | 36/6 |
| 102-616 | 1-1/4" | FNPT x FNPT | T-3001 T-handle | 24/4 |
| 102-617 | 1-1/2" | FNPT x FNPT | T-3001 T-handle | 24/4 |
| 102-618 | 2" | FNPT x FNPT | T-3001 T-handle | 12/2 |
| 102-713 | 1/2" | FNPT x FNPT | T-3002 Flathead | 100/10 |
| 102-714 | 3/4" | FNPT x FNPT | T-3002 Flathead | 100/10 |
| 102-513 | 1/2" | FNPT x FNPT | T-3100 Sidetap | 100/10 |
| 102-514 | 3/4" | FNPT x FNPT | T-3100 Sidetap | 100/10 |
| 102-515 | 1" | FNPT x FNPT | T-3100 Sidetap | 36/6 |
| 102-522 | 3/8" | Flare x Flare | T-3100 Sidetap | 100/10 |
| 102-523 | 1/2" | Flare x Flare | T-3100 Sidetap | 100/10 |

Red Top™ Economy Gas Ball Valve

Forged brass
175 psi, CSA Certified
UL Listed (1/2" & 3/4")
Massachusetts code compliant
ISO 9002



T-3005

| | | | | |
|---------|------|-------------|--------|--------|
| 102-903 | 1/2" | FNPT x FNPT | T-3005 | 144/12 |
| 102-904 | 3/4" | FNPT x FNPT | T-3005 | 144/12 |
| 102-905 | 1" | FNPT x FNPT | T-3005 | 60/6 |

Did you know? Legend does not have a minimum order.

STAINLESS STEEL GATE VALVES

316 Stainless Steel Gate Valve

600 CWP, 125 WSP
Naturally lead free



| Part No. | Size | Configuration | Model No. | Cs/Ct |
|----------|--------|---------------|-----------|-------|
| 113-403 | 1/2" | FNPT x FNPT | T-751 | 48/12 |
| 113-404 | 3/4" | FNPT x FNPT | T-751 | 48/12 |
| 113-405 | 1" | FNPT x FNPT | T-751 | 40/10 |
| 113-406 | 1-1/4" | FNPT x FNPT | T-751 | 20/5 |
| 113-407 | 1-1/2" | FNPT x FNPT | T-751 | 8/2 |
| 113-408 | 2" | FNPT x FNPT | T-751 | 8/2 |

GATE - CHECK, LOW PRESSURE VALVES & Y-STRAINERS

BRONZE GATE VALVES

Rising Stem

300 CWP, 150 WSP, conforms to MSS SP-80



| | | | | |
|---------|--------|-------------|-------|------|
| 104-613 | 1/2" | FNPT x FNPT | T-416 | 84/6 |
| 104-614 | 3/4" | FNPT x FNPT | T-416 | 50/5 |
| 104-615 | 1" | FNPT x FNPT | T-416 | 35/5 |
| 104-616 | 1-1/4" | FNPT x FNPT | T-416 | 28/4 |
| 104-617 | 1-1/2" | FNPT x FNPT | T-416 | 16/4 |
| 104-618 | 2" | FNPT x FNPT | T-416 | 12/3 |

Screw-Over Bonnet

ISO 9002, 200 CWP, 125 WSP, conforms to MSS SP-80



| | | | | |
|---------|--------|---------------|-------|-------|
| 104-653 | 1/2" | FNPT x FNPT | T-414 | 120/6 |
| 104-654 | 3/4" | FNPT x FNPT | T-414 | 84/6 |
| 104-655 | 1" | FNPT x FNPT | T-414 | 60/5 |
| 104-656 | 1-1/4" | FNPT x FNPT | T-414 | 40/4 |
| 104-657 | 1-1/2" | FNPT x FNPT | T-414 | 28/4 |
| 104-658 | 2" | FNPT x FNPT | T-414 | 18/3 |
| 104-663 | 1/2" | Sweat x Sweat | S-414 | 120/6 |
| 104-664 | 3/4" | Sweat x Sweat | S-414 | 84/6 |
| 104-665 | 1" | Sweat x Sweat | S-414 | 60/5 |
| 104-666 | 1-1/4" | Sweat x Sweat | S-414 | 40/4 |
| 104-667 | 1-1/2" | Sweat x Sweat | S-414 | 28/4 |
| 104-668 | 2" | Sweat x Sweat | S-414 | 18/3 |

Inserted Bonnet

ISO 9002, 200 CWP, 125 WSP



| | | | | |
|---------|--------|-------------|-------|--------|
| 104-501 | 1/4" | FNPT x FNPT | T-415 | 120/10 |
| 104-502 | 3/8" | FNPT x FNPT | T-415 | 120/10 |
| 104-503 | 1/2" | FNPT x FNPT | T-415 | 120/10 |
| 104-504 | 3/4" | FNPT x FNPT | T-415 | 90/10 |
| 104-505 | 1" | FNPT x FNPT | T-415 | 60/5 |
| 104-506 | 1-1/4" | FNPT x FNPT | T-415 | 40/5 |
| 104-507 | 1-1/2" | FNPT x FNPT | T-415 | 32/4 |
| 104-508 | 2" | FNPT x FNPT | T-415 | 20/2 |
| 104-509 | 2-1/2" | FNPT x FNPT | T-415 | 12/2 |
| 104-510 | 3" | FNPT x FNPT | T-415 | 8/1 |
| 104-511 | 4" | FNPT x FNPT | T-415 | 4/1 |



BRONZE GATE VALVES

Inserted Bonnet

ISO 9002, 200 CWP, 125 WSP



S-415

| Part No. | Size | Configuration | Model No. | Cs/Ct |
|----------|--------|---------------|-----------|--------|
| 104-603 | 1/2" | Sweat x Sweat | S-415 | 120/10 |
| 104-604 | 3/4" | Sweat x Sweat | S-415 | 90/10 |
| 104-605 | 1" | Sweat x Sweat | S-415 | 60/5 |
| 104-606 | 1-1/4" | Sweat x Sweat | S-415 | 40/5 |
| 104-607 | 1-1/2" | Sweat x Sweat | S-415 | 32/4 |
| 104-608 | 2" | Sweat x Sweat | S-415 | 20/2 |
| 104-609 | 2-1/2" | Sweat x Sweat | S-415 | 10/2 |
| 104-610 | 3" | Sweat x Sweat | S-415 | 6/2 |
| 104-611 | 4" | Sweat x Sweat | S-415 | 4/1 |

T-420 Quick Opening Gate Valve

TPR coated handle
 200 CWP



T-420

| | | | | |
|---------|----|-------------|-------|-----|
| 104-416 | 3" | FNPT x FNPT | T-420 | 4/1 |
| 104-417 | 4" | FNPT x FNPT | T-420 | 4/1 |

T-420 Brass Handle

Replacement handle for T-420 quick opening gate valve.



T-420

| | | | | |
|---------|----|--------|-------|-------|
| 104-414 | 3" | Handle | T-420 | 50/10 |
| 104-415 | 4" | Handle | T-420 | 50/10 |

BRASS GATE VALVES

Brass Gate Valve

Traditional & no lead brass
 ISO 9002, 200 CWP
 ANSI/NSF 61-G (T/S-401NL)



T-401

| | | | | |
|-----------|--------|-------------|---------|--------|
| 104-301 | 1/4" | FNPT x FNPT | T-401 | 120/10 |
| 104-302 | 3/8" | FNPT x FNPT | T-401 | 120/10 |
| 104-303 | 1/2" | FNPT x FNPT | T-401 | 120/10 |
| 104-303NL | 1/2" | FNPT x FNPT | T-401NL | 120/10 |
| 104-304 | 3/4" | FNPT x FNPT | T-401 | 90/10 |
| 104-304NL | 3/4" | FNPT x FNPT | T-401NL | 90/10 |
| 104-305 | 1" | FNPT x FNPT | T-401 | 60/5 |
| 104-305NL | 1" | FNPT x FNPT | T-401NL | 60/5 |
| 104-306 | 1-1/4" | FNPT x FNPT | T-401 | 40/5 |
| 104-306NL | 1-1/4" | FNPT x FNPT | T-401NL | 40/5 |
| 104-307 | 1-1/2" | FNPT x FNPT | T-401 | 32/4 |
| 104-307NL | 1-1/2" | FNPT x FNPT | T-401NL | 32/4 |
| 104-308 | 2" | FNPT x FNPT | T-401 | 20/2 |
| 104-308NL | 2" | FNPT x FNPT | T-401NL | 20/2 |
| 104-309 | 2-1/2" | FNPT x FNPT | T-401 | 12/2 |
| 104-310 | 3" | FNPT x FNPT | T-401 | 8/1 |
| 104-311 | 4" | FNPT x FNPT | T-401 | 4/1 |

BRASS GATE VALVES

Brass Gate Valve

Traditional & no lead brass
ISO 9002, 200 CWVP
ANSI/NSF 61-G (T/S-401NL)



S-401

| Part No. | Size | Configuration | Model No. | Cs/Ct |
|-----------|--------|---------------|-----------|--------|
| 104-403 | 1/2" | Sweat x Sweat | S-401 | 120/10 |
| 104-403NL | 1/2" | Sweat x Sweat | S-401NL | 120/10 |
| 104-404 | 3/4" | Sweat x Sweat | S-401 | 90/10 |
| 104-404NL | 3/4" | Sweat x Sweat | S-401NL | 90/10 |
| 104-405 | 1" | Sweat x Sweat | S-401 | 60/5 |
| 104-405NL | 1" | Sweat x Sweat | S-401NL | 60/5 |
| 104-406 | 1-1/4" | Sweat x Sweat | S-401 | 40/5 |
| 104-406NL | 1-1/4" | Sweat x Sweat | S-401NL | 40/5 |
| 104-407 | 1-1/2" | Sweat x Sweat | S-401 | 32/4 |
| 104-407NL | 1-1/2" | Sweat x Sweat | S-401NL | 32/4 |
| 104-408 | 2" | Sweat x Sweat | S-401 | 20/2 |
| 104-408NL | 2" | Sweat x Sweat | S-401NL | 20/2 |
| 104-409 | 2-1/2" | Sweat x Sweat | S-401 | 12/2 |
| 104-410 | 3" | Sweat x Sweat | S-401 | 8/1 |

Economy Brass Gate Valve

Traditional & no lead brass
ISO 9002, 200 CWVP
NSF 61-G (T/S-408NL)



T-408

| | | | | |
|-----------|--------|-------------|---------|--------|
| 104-703 | 1/2" | FNPT x FNPT | T-408 | 144/12 |
| 104-703NL | 1/2" | FNPT x FNPT | T-408NL | 120/10 |
| 104-704 | 3/4" | FNPT x FNPT | T-408 | 80/10 |
| 104-704NL | 3/4" | FNPT x FNPT | T-408NL | 80/10 |
| 104-705 | 1" | FNPT x FNPT | T-408 | 60/5 |
| 104-705NL | 1" | FNPT x FNPT | T-408NL | 60/5 |
| 104-706 | 1-1/4" | FNPT x FNPT | T-408 | 40/5 |
| 104-706NL | 1-1/4" | FNPT x FNPT | T-408NL | 40/5 |
| 104-707 | 1-1/2" | FNPT x FNPT | T-408 | 30/5 |
| 104-707NL | 1-1/2" | FNPT x FNPT | T-408NL | 30/5 |
| 104-708 | 2" | FNPT x FNPT | T-408 | 24/2 |
| 104-708NL | 2" | FNPT x FNPT | T-408NL | 24/2 |
| 104-709 | 2-1/2" | FNPT x FNPT | T-408 | 10/1 |
| 104-709NL | 2-1/2" | FNPT x FNPT | T-408NL | 10/1 |
| 104-710 | 3" | FNPT x FNPT | T-408 | 6/1 |
| 104-710NL | 3" | FNPT x FNPT | T-408NL | 6/1 |
| 104-711 | 4" | FNPT x FNPT | T-408 | 4/1 |
| 104-711NL | 4" | FNPT x FNPT | T-408NL | 4/1 |



S-408

| | | | | |
|-----------|--------|---------------|---------|--------|
| 104-723 | 1/2" | Sweat x Sweat | S-408 | 120/10 |
| 104-723NL | 1/2" | Sweat x Sweat | S-408NL | 120/10 |
| 104-724 | 3/4" | Sweat x Sweat | S-408 | 80/10 |
| 104-724NL | 3/4" | Sweat x Sweat | S-408NL | 80/10 |
| 104-725 | 1" | Sweat x Sweat | S-408 | 60/5 |
| 104-725NL | 1" | Sweat x Sweat | S-408NL | 60/5 |
| 104-726 | 1-1/4" | Sweat x Sweat | S-408 | 40/5 |
| 104-726NL | 1-1/4" | Sweat x Sweat | S-408NL | 40/5 |
| 104-727 | 1-1/2" | Sweat x Sweat | S-408 | 30/5 |
| 104-727NL | 1-1/2" | Sweat x Sweat | S-408NL | 30/5 |
| 104-728 | 2" | Sweat x Sweat | S-408 | 24/2 |
| 104-728NL | 2" | Sweat x Sweat | S-408NL | 24/2 |



GATE - CHECK, LOW PRESSURE VALVES & Y-STRAINERS

BRASS GATE VALVES

Cross Handle Gate Valve

200 CWP
 ISO 9002



T-408X

| Part No. | Size | Configuration | Model No. | Cs/Ct |
|----------|--------|---------------|-----------|--------|
| 104-733 | 1/2" | FNPT x FNPT | T-408X | 120/10 |
| 104-734 | 3/4" | FNPT x FNPT | T-408X | 80/10 |
| 104-735 | 1" | FNPT x FNPT | T-408X | 40/5 |
| 104-736 | 1-1/4" | FNPT x FNPT | T-408X | 20/5 |
| 104-737 | 1-1/2" | FNPT x FNPT | T-408X | 30/5 |
| 104-738 | 2" | FNPT x FNPT | T-408X | 16/2 |

Compact Pattern Conventional Port

Traditional & no lead brass
 ISO 9002, 200 CWP
 ANSI/NSF 61-G (T/S-400NL)
 Third party certified Truesdail



T-400

| | | | | |
|-----------|--------|-------------|---------|--------|
| 104-463 | 1/2" | FNPT x FNPT | T-400 | 160/10 |
| 104-463NL | 1/2" | FNPT x FNPT | T-400NL | 160/10 |
| 104-464 | 3/4" | FNPT x FNPT | T-400 | 100/10 |
| 104-464NL | 3/4" | FNPT x FNPT | T-400NL | 100/10 |
| 104-465 | 1" | FNPT x FNPT | T-400 | 80/8 |
| 104-465NL | 1" | FNPT x FNPT | T-400NL | 80/8 |
| 104-466 | 1-1/4" | FNPT x FNPT | T-400 | 50/5 |
| 104-466NL | 1-1/4" | FNPT x FNPT | T-400NL | 50/5 |
| 104-467 | 1-1/2" | FNPT x FNPT | T-400 | 40/4 |
| 104-467NL | 1-1/2" | FNPT x FNPT | T-400NL | 40/4 |
| 104-468 | 2" | FNPT x FNPT | T-400 | 30/3 |
| 104-468NL | 2" | FNPT x FNPT | T-400NL | 30/3 |
| 104-469 | 2-1/2" | FNPT x FNPT | T-400 | 20/2 |
| 104-470 | 3" | FNPT x FNPT | T-400 | 12/2 |
| 104-471 | 4" | FNPT x FNPT | T-400 | 8/1 |



S-400

| | | | | |
|-----------|--------|---------------|---------|--------|
| 104-473 | 1/2" | Sweat x Sweat | S-400 | 160/10 |
| 104-473NL | 1/2" | Sweat x Sweat | S-400NL | 160/10 |
| 104-474 | 3/4" | Sweat x Sweat | S-400 | 100/10 |
| 104-474NL | 3/4" | Sweat x Sweat | S-400NL | 100/10 |
| 104-475 | 1" | Sweat x Sweat | S-400 | 80/8 |
| 104-475NL | 1" | Sweat x Sweat | S-400NL | 80/8 |
| 104-476 | 1-1/4" | Sweat x Sweat | S-400 | 50/5 |
| 104-476NL | 1-1/4" | Sweat x Sweat | S-400NL | 10/1 |
| 104-477 | 1-1/2" | Sweat x Sweat | S-400 | 40/4 |
| 104-477NL | 1-1/2" | Sweat x Sweat | S-400NL | 40/4 |
| 104-478 | 2" | Sweat x Sweat | S-400 | 30/3 |
| 104-478NL | 2" | Sweat x Sweat | S-400NL | 30/3 |

Brass Cross Handle

Fits 414, 415, 401, 400, & 408 series gate valves



Cross Handle

Fits Valve sizes:

| | | | |
|---------|-----------------|--------------|-----|
| 104-451 | 1/4" - 3/4"* | Cross Handle | 1/1 |
| 104-452 | 1" | Cross Handle | 1/1 |
| 104-453 | 1-1/4" - 1-1/2" | Cross Handle | 1/1 |
| 104-454 | 2" | Cross Handle | 1/1 |
| 104-457 | 2-1/2" | Cross Handle | 1/1 |
| 104-455 | 3" | Cross Handle | 1/1 |
| 104-456 | 4" | Cross Handle | 1/1 |

*Fits T-501 stop valve

GLOBE VALVES

Bronze Globe Valve

Traditional & no lead bronze
200 CWP, 125 WSP to 350° F max temp
ANSI/NSF 372 (T-421NL)



T-421

| Part No. | Size | Configuration | Model No. | Cs/Ct |
|-----------|--------|---------------|-----------|-------|
| 103-103 | 1/2" | FNPT x FNPT | T-421 | 72/12 |
| 103-103NL | 1/2" | FNPT x FNPT | T-421NL | 72/12 |
| 103-104 | 3/4" | FNPT x FNPT | T-421 | 72/12 |
| 103-104NL | 3/4" | FNPT x FNPT | T-421NL | 72/12 |
| 103-105 | 1" | FNPT x FNPT | T-421 | 48/8 |
| 103-105NL | 1" | FNPT x FNPT | T-421NL | 48/8 |
| 103-106 | 1-1/4" | FNPT x FNPT | T-421 | 5/1 |
| 103-106NL | 1-1/4" | FNPT x FNPT | T-421NL | 5/1 |
| 103-107 | 1-1/2" | FNPT x FNPT | T-421 | 24/4 |
| 103-107NL | 1-1/2" | FNPT x FNPT | T-421NL | 24/4 |
| 103-108 | 2" | FNPT x FNPT | T-421 | 12/2 |
| 103-108NL | 2" | FNPT x FNPT | T-421NL | 12/2 |

Union Bonnet Bronze Globe Valve

300 CWP, 150 WSP, MSS SP-80
Rising stem



T-422

| | | | | |
|---------|--------|-------------|-------|------|
| 103-113 | 1/2" | FNPT x FNPT | T-422 | 80/8 |
| 103-114 | 3/4" | FNPT x FNPT | T-422 | 60/6 |
| 103-115 | 1" | FNPT x FNPT | T-422 | 36/6 |
| 103-116 | 1-1/4" | FNPT x FNPT | T-422 | 24/4 |
| 103-117 | 1-1/2" | FNPT x FNPT | T-422 | 16/4 |
| 103-118 | 2" | FNPT x FNPT | T-422 | 9/3 |

316 Stainless Steel Globe Valve

Naturally lead free
200 CWP, 125 WSP



T-752

| | | | | |
|---------|--------|-------------|-------|-------|
| 113-473 | 1/2" | FNPT x FNPT | T-752 | 48/12 |
| 113-474 | 3/4" | FNPT x FNPT | T-752 | 48/12 |
| 113-475 | 1" | FNPT x FNPT | T-752 | 20/5 |
| 113-476 | 1-1/4" | FNPT x FNPT | T-752 | 24/6 |
| 113-477 | 1-1/2" | FNPT x FNPT | T-752 | 16/4 |
| 113-478 | 2" | FNPT x FNPT | T-752 | 8/2 |

CHECK VALVES

Brass Swing Check Valve

Traditional & no lead brass ISO 9002, 200 CWP
ANSI/NSF 372 (T/S-451NL)



T-451

| | | | | |
|-----------|------|-------------|---------|--------|
| 105-101 | 1/4" | FNPT x FNPT | T-451 | 150/25 |
| 105-101NL | 1/4" | FNPT x FNPT | T-451NL | 150/25 |
| 105-102 | 3/8" | FNPT x FNPT | T-451 | 150/25 |
| 105-102NL | 3/8" | FNPT x FNPT | T-451NL | 150/25 |
| 105-103 | 1/2" | FNPT x FNPT | T-451 | 150/25 |
| 105-103NL | 1/2" | FNPT x FNPT | T-451NL | 150/25 |
| 105-104 | 3/4" | FNPT x FNPT | T-451 | 120/20 |
| 105-104NL | 3/4" | FNPT x FNPT | T-451NL | 120/20 |
| 105-105 | 1" | FNPT x FNPT | T-451 | 90/15 |
| 105-105NL | 1" | FNPT x FNPT | T-451NL | 90/15 |



GATE, CHECK, LOW PRESSURE VALVES & Y-STRAINERS

CHECK VALVES

Brass Swing Check Valve

Traditional & no lead brass ISO 9002, 200 CWP
 ANSI/NSF 372 (T/S-451NL)



T-451



S-451

| Part No. | Size | Configuration | Model No. | Cs/Ct |
|-----------|--------|---------------|-----------|--------|
| 105-106 | 1-1/4" | FNPT x FNPT | T-451 | 48/8 |
| 105-106NL | 1-1/4" | FNPT x FNPT | T-451NL | 48/8 |
| 105-107 | 1-1/2" | FNPT x FNPT | T-451 | 36/6 |
| 105-107NL | 1-1/2" | FNPT x FNPT | T-451NL | 36/6 |
| 105-108 | 2" | FNPT x FNPT | T-451 | 18/3 |
| 105-108NL | 2" | FNPT x FNPT | T-451NL | 18/3 |
| 105-109 | 2-1/2" | FNPT x FNPT | T-451 | 12/2 |
| 105-109NL | 2-1/2" | FNPT x FNPT | T-451NL | 12/2 |
| 105-110 | 3" | FNPT x FNPT | T-451 | 6/1 |
| 105-110NL | 3" | FNPT x FNPT | T-451NL | 6/1 |
| 105-111 | 4" | FNPT x FNPT | T-451 | 6/1 |
| 105-111NL | 4" | FNPT x FNPT | T-451NL | 6/1 |
| 105-203 | 1/2" | Sweat x Sweat | S-451 | 150/25 |
| 105-203NL | 1/2" | Sweat x Sweat | S-451NL | 150/25 |
| 105-204 | 3/4" | Sweat x Sweat | S-451 | 120/20 |
| 105-204NL | 3/4" | Sweat x Sweat | S-451NL | 120/20 |
| 105-205 | 1" | Sweat x Sweat | S-451 | 72/12 |
| 105-205NL | 1" | Sweat x Sweat | S-451NL | 72/12 |
| 105-206 | 1-1/4" | Sweat x Sweat | S-451 | 48/8 |
| 105-206NL | 1-1/4" | Sweat x Sweat | S-451NL | 48/8 |
| 105-207 | 1-1/2" | Sweat x Sweat | S-451 | 36/6 |
| 105-207NL | 1-1/2" | Sweat x Sweat | S-451NL | 36/6 |
| 105-208 | 2" | Sweat x Sweat | S-451 | 18/3 |
| 105-208NL | 2" | Sweat x Sweat | S-451NL | 18/3 |
| 105-209 | 2-1/2" | Sweat x Sweat | S-451 | 6/1 |
| 105-209NL | 2-1/2" | Sweat x Sweat | S-451NL | 6/1 |
| 105-210 | 3" | Sweat x Sweat | S-451 | 6/1 |
| 105-210NL | 3" | Sweat x Sweat | S-451NL | 6/1 |

LegendPress™ Swing Check Valve

No lead DZR & forged brass
 200 CWP
 ANSI/NSF 61-G
 ISO 9002



P-451NL

| | | | | |
|-----------|--------|---------------|---------|--------|
| 105-003NL | 1/2" | Press x Press | P-451NL | 150/25 |
| 105-004NL | 3/4" | Press x Press | P-451NL | 108/18 |
| 105-005NL | 1" | Press x Press | P-451NL | 72/12 |
| 105-006NL | 1-1/4" | Press x Press | P-451NL | 48/8 |
| 105-007NL | 1-1/2" | Press x Press | P-451NL | 36/6 |
| 105-008NL | 2" | Press x Press | P-451NL | 18/3 |

CHECK VALVES

Y-Pattern Bronze Check Valve

Traditional & no lead bronze
300 CWP, 150 WSP, MSS SP-80
ANSI/NSF 372 (T/S-453NL)
Conforms to MSS SP-80
ISO 9002
Max temp 365°F



T-453



S-453

| Part No. | Size | Configuration | Model No. | Cs/Ct |
|-----------|--------|---------------|-----------|--------|
| 105-303 | 1/2" | FNPT x FNPT | T-453 | 150/15 |
| 105-303NL | 1/2" | FNPT x FNPT | T-453NL | 150/15 |
| 105-304 | 3/4" | FNPT x FNPT | T-453 | 100/10 |
| 105-304NL | 3/4" | FNPT x FNPT | T-453NL | 100/10 |
| 105-305 | 1" | FNPT x FNPT | T-453 | 70/7 |
| 105-305NL | 1" | FNPT x FNPT | T-453NL | 70/7 |
| 105-306 | 1-1/4" | FNPT x FNPT | T-453 | 42/7 |
| 105-306NL | 1-1/4" | FNPT x FNPT | T-453NL | 42/7 |
| 105-307 | 1-1/2" | FNPT x FNPT | T-453 | 30/3 |
| 105-307NL | 1-1/2" | FNPT x FNPT | T-453NL | 30/3 |
| 105-308 | 2" | FNPT x FNPT | T-453 | 20/2 |
| 105-308NL | 2" | FNPT x FNPT | T-453NL | 20/2 |
| 105-403 | 1/2" | Sweat x Sweat | S-453 | 150/15 |
| 105-403NL | 1/2" | Sweat x Sweat | S-453NL | 150/15 |
| 105-404 | 3/4" | Sweat x Sweat | S-453 | 100/10 |
| 105-404NL | 3/4" | Sweat x Sweat | S-453NL | 100/10 |
| 105-405 | 1" | Sweat x Sweat | S-453 | 70/7 |
| 105-405NL | 1" | Sweat x Sweat | S-453NL | 70/7 |
| 105-406 | 1-1/4" | Sweat x Sweat | S-453 | 42/7 |
| 105-406NL | 1-1/4" | Sweat x Sweat | S-453NL | 42/7 |
| 105-407 | 1-1/2" | Sweat x Sweat | S-453 | 30/3 |
| 105-407NL | 1-1/2" | Sweat x Sweat | S-453NL | 30/3 |
| 105-408 | 2" | Sweat x Sweat | S-453 | 20/2 |
| 105-408NL | 2" | Sweat x Sweat | S-453NL | 20/2 |

In-line Bronze Check Valve

Traditional & no lead bronze
250 CWP, ISO 9002
Max temp 200°F @ 25 psi
ANSI/NSF 372 (T/S-455NL)



T-455

| | | | | |
|-----------|--------|-------------|---------|--------|
| 105-443 | 1/2" | FNPT x FNPT | T-455 | 224/28 |
| 105-443NL | 1/2" | FNPT x FNPT | T-455NL | 224/28 |
| 105-444 | 3/4" | FNPT x FNPT | T-455 | 144/18 |
| 105-444NL | 3/4" | FNPT x FNPT | T-455NL | 144/18 |
| 105-445 | 1" | FNPT x FNPT | T-455 | 72/18 |
| 105-445NL | 1" | FNPT x FNPT | T-455NL | 72/18 |
| 105-446 | 1-1/4" | FNPT x FNPT | T-455 | 48/12 |
| 105-446NL | 1-1/4" | FNPT x FNPT | T-455NL | 48/12 |
| 105-447 | 1-1/2" | FNPT x FNPT | T-455 | 32/8 |
| 105-447NL | 1-1/2" | FNPT x FNPT | T-455NL | 32/8 |
| 105-448 | 2" | FNPT x FNPT | T-455 | 24/6 |
| 105-448NL | 2" | FNPT x FNPT | T-455NL | 24/6 |



GATE, CHECK, LOW PRESSURE VALVES & Y-STRAINERS

CHECK VALVES

In-line Bronze Check Valve

Traditional & no lead bronze
 250 CWP
 Max temp 200°F @ 25 psi
 ANSI/NSF 372 (T/S-455 NL)
 ISO 9002



S-455

No lead bronze
 200 CWP
 ANSI/NSF 372
 Max temp 200°F
 ISO 9002



T-450NL

| Part No. | Size | Configuration | Model No. | Cs/Ct |
|-----------|--------|---------------|-----------|--------|
| 105-463 | 1/2" | Sweat x Sweat | S-455 | 204/34 |
| 105-463NL | 1/2" | Sweat x Sweat | S-455NL | 204/34 |
| 105-464 | 3/4" | Sweat x Sweat | S-455 | 120/40 |
| 105-464NL | 3/4" | Sweat x Sweat | S-455NL | 120/40 |
| 105-465 | 1" | Sweat x Sweat | S-455 | 72/18 |
| 105-465NL | 1" | Sweat x Sweat | S-455NL | 72/18 |
| 105-466 | 1-1/4" | Sweat x Sweat | S-455 | 48/12 |
| 105-466NL | 1-1/4" | Sweat x Sweat | S-455NL | 48/12 |
| 105-467 | 1-1/2" | Sweat x Sweat | S-455 | 36/12 |
| 105-467NL | 1-1/2" | Sweat x Sweat | S-455NL | 36/12 |
| 105-468 | 2" | Sweat x Sweat | S-455 | 48/12 |
| 105-468NL | 2" | Sweat x Sweat | S-455NL | 48/12 |
| 105-423NL | 1/2" | FNPT x FNPT | T-450NL | 80/1 |
| 105-424NL | 3/4" | FNPT x FNPT | T-450NL | 60/1 |
| 105-425NL | 1" | FNPT x FNPT | T-450NL | 48/1 |
| 105-426NL | 1-1/4" | FNPT x FNPT | T-450NL | 36/1 |
| 105-427NL | 1-1/2" | FNPT x FNPT | T-450NL | 24/1 |
| 105-428NL | 2" | FNPT x FNPT | T-450NL | 12/1 |
| 105-430NL | 3" | FNPT x FNPT | T-450NL | 4/1 |
| 105-431NL | 4" | FNPT x FNPT | T-450NL | 2/1 |

GATE, CHECK, LOW PRESSURE
 VALVES & Y-STRAINERS

Did you know? Legend ships every order in 24 hours, guaranteed or you get 5% off the order.

STAINLESS STEEL CHECK VALVES

316 Stainless Steel Check Valve

600 CWP, 125 WSP
 Naturally lead free



T-750

| Part No. | Size | Configuration | Model No. | Cs/Ct |
|----------|--------|---------------|-----------|--------|
| 113-433 | 1/2" | FNPT x FNPT | T-750 | 100/25 |
| 113-434 | 3/4" | FNPT x FNPT | T-750 | 80/20 |
| 113-435 | 1" | FNPT x FNPT | T-750 | 60/15 |
| 113-436 | 1-1/4" | FNPT x FNPT | T-750 | 40/10 |
| 113-437 | 1-1/2" | FNPT x FNPT | T-750 | 24/6 |
| 113-438 | 2" | FNPT x FNPT | T-750 | 16/4 |

GATE, CHECK, LOW PRESSURE VALVES & Y-STRAINERS

FOOT VALVES

Bronze Foot Valve

No lead bronze
 ISO 9002, 250 CWP
 ANSI/NSF 372



T-448NL

| | | | | |
|-----------|--------|------|---------|--------|
| 105-474NL | 3/4" | FNPT | T-448NL | 100/10 |
| 105-475NL | 1" | FNPT | T-448NL | 100/10 |
| 105-476NL | 1-1/4" | FNPT | T-448NL | 50/5 |
| 105-477NL | 1-1/2" | FNPT | T-448NL | 40/5 |
| 105-478NL | 2" | FNPT | T-448NL | 20/1 |

304 Stainless Steel Foot Valve

250 CWP
 Naturally lead free



T-756

| | | | | |
|---------|--------|------|-------|-------|
| 113-465 | 1" | FNPT | T-756 | 60/10 |
| 113-466 | 1-1/4" | FNPT | T-756 | 40/5 |

Y-STRAINERS

Bronze Y-Strainer

Traditional & no lead bronze
 300 CWP, 150 WSP
 ANSI/NSF 372 (T/S-15NL)
 20 mesh 304 stainless steel screen
 Square head closure plug included



T-15

| | | | | |
|-----------|--------|-------------|--------|-------|
| 105-501 | 1/4" | FNPT x FNPT | T-15 | 48/12 |
| 105-501NL | 1/4" | FNPT x FNPT | T-15NL | 48/12 |
| 105-502 | 3/8" | FNPT x FNPT | T-15 | 48/12 |
| 105-502NL | 3/8" | FNPT x FNPT | T-15NL | 48/12 |
| 105-503 | 1/2" | FNPT x FNPT | T-15 | 48/12 |
| 105-503NL | 1/2" | FNPT x FNPT | T-15NL | 48/12 |
| 105-504 | 3/4" | FNPT x FNPT | T-15 | 48/8 |
| 105-504NL | 3/4" | FNPT x FNPT | T-15NL | 48/8 |
| 105-505 | 1" | FNPT x FNPT | T-15 | 32/8 |
| 105-505NL | 1" | FNPT x FNPT | T-15NL | 32/8 |
| 105-506 | 1-1/4" | FNPT x FNPT | T-15 | 24/6 |
| 105-506NL | 1-1/4" | FNPT x FNPT | T-15NL | 24/6 |
| 105-507 | 1-1/2" | FNPT x FNPT | T-15 | 16/2 |
| 105-507NL | 1-1/2" | FNPT x FNPT | T-15NL | 16/2 |
| 105-508 | 2" | FNPT x FNPT | T-15 | 8/2 |
| 105-508NL | 2" | FNPT x FNPT | T-15NL | 8/2 |



Y-STRAINERS

Bronze Y-Strainer

Traditional & no lead bronze
 300 CWP, 150 WSP
 ANSI/NSF 372 (T/S-15NL)
 20 mesh 304 stainless steel screen
 Square head closure plug included



S-15

| Part No. | Size | Configuration | Model No. | Cs/Ct |
|---|--------|---------------|-----------|-------|
| 2-1/2" & 3" With 304 Stainless Steel 1/16" Perforated Strainer | | | | |
| 105-509 | 2-1/2" | FNPT x FNPT | T-15 | 6/1 |
| 105-509NL | 2-1/2" | FNPT x FNPT | T-15NL | 6/1 |
| 105-510 | 3" | FNPT x FNPT | T-15 | 4/1 |
| 105-510NL | 3" | FNPT x FNPT | T-15NL | 4/1 |
| 105-513 | 1/2" | Sweat x Sweat | S-15 | 48/12 |
| 105-513NL | 1/2" | Sweat x Sweat | S-15NL | 48/12 |
| 105-514 | 3/4" | Sweat x Sweat | S-15 | 48/8 |
| 105-514NL | 3/4" | Sweat x Sweat | S-15NL | 48/8 |
| 105-515 | 1" | Sweat x Sweat | S-15 | 24/6 |
| 105-515NL | 1" | Sweat x Sweat | S-15NL | 24/6 |
| 105-516 | 1-1/4" | Sweat x Sweat | S-15 | 24/6 |
| 105-516NL | 1-1/4" | Sweat x Sweat | S-15NL | 24/6 |
| 105-517 | 1-1/2" | Sweat x Sweat | S-15 | 16/2 |
| 105-517NL | 1-1/2" | Sweat x Sweat | S-15NL | 16/2 |
| 105-518 | 2" | Sweat x Sweat | S-15 | 8/2 |
| 105-518NL | 2" | Sweat x Sweat | S-15NL | 8/2 |

2-1/2" & 3" With 304 Stainless Steel 1/16" Perforated Strainer

| | | | | |
|-----------|--------|---------------|--------|-----|
| 105-519 | 2-1/2" | Sweat x Sweat | S-15 | 6/1 |
| 105-519NL | 2-1/2" | Sweat x Sweat | S-15NL | 6/1 |
| 105-520 | 3" | Sweat x Sweat | S-15 | 4/1 |
| 105-520NL | 3" | Sweat x Sweat | S-15NL | 4/1 |

Compact Y-Strainer

Traditional & no lead brass
 300 CWP, 150 WSP
 ANSI/NSF 372 (T/S-16NL)
 20 mesh 304 stainless steel screen
 No closure plug
 ISO 9002



T-16

| | | | | |
|-----------|--------|-------------|--------|-------|
| 105-703 | 1/2" | FNPT x FNPT | T-16 | 48/12 |
| 105-703NL | 1/2" | FNPT x FNPT | T-16NL | 64/8 |
| 105-704 | 3/4" | FNPT x FNPT | T-16 | 48/8 |
| 105-704NL | 3/4" | FNPT x FNPT | T-16NL | 64/8 |
| 105-705 | 1" | FNPT x FNPT | T-16 | 40/8 |
| 105-705NL | 1" | FNPT x FNPT | T-16NL | 40/8 |
| 105-706 | 1-1/4" | FNPT x FNPT | T-16 | 4/1 |
| 105-706NL | 1-1/4" | FNPT x FNPT | T-16NL | 24/6 |
| 105-707 | 1-1/2" | FNPT x FNPT | T-16 | 16/2 |
| 105-707NL | 1-1/2" | FNPT x FNPT | T-16NL | 16/2 |
| 105-708 | 2" | FNPT x FNPT | T-16 | 8/2 |
| 105-708NL | 2" | FNPT x FNPT | T-16NL | 8/2 |

Y-STRAINERS

Compact Y-Strainer

Traditional & no lead brass
300 CWP, 150 WSP
ANSI/NSF 372 (T/S-16NL)
20 mesh 304 stainless steel screen
No closure plug
ISO 9002

| Part No. | Size | Configuration | Model No. | Cs/Ct |
|---|--------|---------------|-----------|-------|
| 2-1/2" & 3" With 304 Stainless Steel 1/16" Perforated Strainer | | | | |
| 105-709 | 2-1/2" | FNPT x FNPT | T-16 | 6/1 |
| 105-709NL | 2-1/2" | FNPT x FNPT | T-16NL | 6/1 |
| 105-710 | 3" | FNPT x FNPT | T-16 | 4/1 |
| 105-710NL | 3" | FNPT x FNPT | T-16NL | 4/1 |

Y-Strainers Screen

304 stainless steel



20 Mesh SS

20 Mesh Stainless Steel Screen

| | | | | |
|---------|-------------|-------------|------------|-----|
| 900-090 | 1/4" - 1/2" | Fits T/S-15 | 20 Mesh SS | 1/1 |
| 900-091 | 3/4" | Fits T/S-15 | 20 Mesh SS | 1/1 |
| 900-092 | 1" | Fits T/S-15 | 20 Mesh SS | 1/1 |
| 900-093 | 1-1/4" | Fits T/S-15 | 20 Mesh SS | 1/1 |
| 900-094 | 1-1/2" | Fits T/S-15 | 20 Mesh SS | 1/1 |
| 900-095 | 2" | Fits T/S-15 | 20 Mesh SS | 1/1 |

1/16" Perforated Stainless Steel Strainer

| | | | | |
|---------|--------|-------------|---------------------|-----|
| 900-096 | 2-1/2" | Fits T/S-15 | 1/16" Perforated SS | 1/1 |
| 900-097 | 3" | Fits T/S-15 | 1/16" Perforated SS | 1/1 |

40 Mesh Stainless Steel Screen

| | | | | |
|---------|-------------|-------------|------------|-----|
| 105-533 | 1/4" - 1/2" | Fits T/S-15 | 40 Mesh SS | 1/1 |
| 105-534 | 3/4" | Fits T/S-15 | 40 Mesh SS | 1/1 |
| 105-535 | 1" | Fits T/S-15 | 40 Mesh SS | 1/1 |
| 105-536 | 1-1/4" | Fits T/S-15 | 40 Mesh SS | 1/1 |
| 105-537 | 1-1/2" | Fits T/S-15 | 40 Mesh SS | 1/1 |
| 105-538 | 2" | Fits T/S-15 | 40 Mesh SS | 1/1 |



T/S-15 Screen

80 Mesh Stainless Steel Screen

| | | | | |
|---------|-------------|-------------|------------|-----|
| 105-543 | 1/4" - 1/2" | Fits T/S-15 | 80 Mesh SS | 1/1 |
| 105-544 | 3/4" | Fits T/S-15 | 80 Mesh SS | 1/1 |
| 105-545 | 1" | Fits T/S-15 | 80 Mesh SS | 1/1 |
| 105-546 | 1-1/4" | Fits T/S-15 | 80 Mesh SS | 1/1 |
| 105-547 | 1-1/2" | Fits T/S-15 | 80 Mesh SS | 1/1 |
| 105-548 | 2" | Fits T/S-15 | 80 Mesh SS | 1/1 |

20 Mesh Stainless Steel Screen

| | | | | |
|---------|--------|-----------|------------|-----|
| 105-733 | 1/2" | Fits T-16 | 20 Mesh SS | 1/1 |
| 105-734 | 3/4" | Fits T-16 | 20 Mesh SS | 1/1 |
| 105-735 | 1" | Fits T-16 | 20 Mesh SS | 1/1 |
| 105-736 | 1-1/4" | Fits T-16 | 20 Mesh SS | 1/1 |
| 105-737 | 1-1/2" | Fits T-16 | 20 Mesh SS | 1/1 |
| 105-738 | 2" | Fits T-16 | 20 Mesh SS | 1/1 |

GATE - CHECK, LOW PRESSURE VALVES & Y-STRAINERS



Y-STRAINERS

Y-Strainers Screen

304 stainless steel



40 Mesh SS

| Part No. | Size | Configuration | Model No. | Cs/Ct |
|--|--------|---------------|---------------------|-------|
| 1/16" Perforated Stainless Steel Strainer | | | | |
| 105-719 | 2-1/2" | Fits T-16 | 1/16" Perforated SS | 1/1 |
| 105-720 | 3" | Fits T-16 | 1/16" Perforated SS | 1/1 |
| 40 Mesh Stainless Steel Screen | | | | |
| 105-713 | 1/2" | Fits T-16 | 40 Mesh SS | 1/1 |
| 105-714 | 3/4" | Fits T-16 | 40 Mesh SS | 1/1 |
| 105-715 | 1" | Fits T-16 | 40 Mesh SS | 1/1 |
| 105-716 | 1-1/4" | Fits T-16 | 40 Mesh SS | 1/1 |
| 105-717 | 1-1/2" | Fits T-16 | 40 Mesh SS | 1/1 |
| 105-718 | 2" | Fits T-16 | 40 Mesh SS | 1/1 |
| 80 Mesh Stainless Steel Screen | | | | |
| 105-723 | 1/2" | Fits T-16 | 80 Mesh SS | 1/1 |
| 105-724 | 3/4" | Fits T-16 | 80 Mesh SS | 1/1 |
| 105-725 | 1" | Fits T-16 | 80 Mesh SS | 1/1 |
| 105-726 | 1-1/4" | Fits T-16 | 80 Mesh SS | 1/1 |
| 105-727 | 1-1/2" | Fits T-16 | 80 Mesh SS | 1/1 |
| 105-728 | 2" | Fits T-16 | 80 Mesh SS | 1/1 |

GATE CHECK, LOW PRESSURE
VALVES & Y-STRAINERS

Cast Iron Y-Strainer

ISO 9002, 500 CWP, 250 WSP to 310°F
 20 mesh 304 stainless steel screen (1/4" - 2")
 304 stainless steel 1/16" round perforated strainer
 (2-1/2" - 3")
 Naturally lead free
 Square head closure plug included



T-17

| | | | | |
|---------|--------|-------------|------|-------|
| 105-521 | 1/4" | FNPT x FNPT | T-17 | 96/24 |
| 105-522 | 3/8" | FNPT x FNPT | T-17 | 20/1 |
| 105-523 | 1/2" | FNPT x FNPT | T-17 | 80/20 |
| 105-524 | 3/4" | FNPT x FNPT | T-17 | 40/10 |
| 105-525 | 1" | FNPT x FNPT | T-17 | 24/12 |
| 105-526 | 1-1/4" | FNPT x FNPT | T-17 | 72/6 |
| 105-527 | 1-1/2" | FNPT x FNPT | T-17 | 10/1 |
| 105-528 | 2" | FNPT x FNPT | T-17 | 6/3 |
| 105-529 | 2-1/2" | FNPT x FNPT | T-17 | 3/1 |
| 105-530 | 3" | FNPT x FNPT | T-17 | 2/1 |

Flanged Cast Iron Y-Strainer

200 CWP, 125 WSP to 340° F
 Naturally lead free
 Square head closure plug included



T-19

| | | | | |
|---|--------|---------|------|-----|
| With 1/16" Perforated 304 Stainless Steel Strainer | | | | |
| 105-611 | 2" | Flanged | T-19 | 1/1 |
| 105-612 | 2-1/2" | Flanged | T-19 | 1/1 |
| 105-613 | 3" | Flanged | T-19 | 1/1 |
| 105-614 | 4" | Flanged | T-19 | 1/1 |
| With 1/8" Perforated 304 Stainless Steel Strainer | | | | |
| 105-615 | 5" | Flanged | T-19 | 1/1 |
| 105-616 | 6" | Flanged | T-19 | 1/1 |
| 105-617 | 8" | Flanged | T-19 | 1/1 |

Due to the large freight cost, the flanged Y-Strainers are classified as Cast Iron for freight minimum.

Y-STRAINERS

316 Stainless Steel Y-Strainer

600 CWP, 150 WSP
Naturally lead free
Stainless steel closure
plug included



T-758

| Part No. | Size | Configuration | Model No. | Cs/Ct |
|---|--------|---------------|-----------|-------|
| With 1/32" perforated 304 stainless steel strainer | | | | |
| 113-493 | 1/2" | FNPT x FNPT | T-758 | 80/20 |
| 113-494 | 3/4" | FNPT x FNPT | T-758 | 60/15 |
| 113-495 | 1" | FNPT x FNPT | T-758 | 48/12 |
| 113-496 | 1-1/4" | FNPT x FNPT | T-758 | 32/8 |
| 113-497 | 1-1/2" | FNPT x FNPT | T-758 | 24/6 |
| 113-498 | 2" | FNPT x FNPT | T-758 | 8/2 |

FROSTFREE SILLCOCKS

1/4 Turn Frostfree Sillcock, Patented Design

Traditional & no lead brass
125 CWP
ISO 9002, ASSE 1019A Certified
1/4 turn Softouch™ handle, patented
with integrated anti-siphon, brass cap
ANSI/NSF 61G



T-550 MNPT/Sweat



T-550 PEX



T-550CPVC



T-550 MNPT/FNPT



T-550 MNPT/Sweat

1/2" T-550 is Combination 1/2" MNPT and 1/2" Sweat

| | | | | |
|-----------|------------|--------------|----------|------|
| 108-153A | 1/2" x 8" | MNPT / Sweat | T-550 | 20/1 |
| 108-153NL | 1/2" x 8" | MNPT / Sweat | T-550NL | 20/1 |
| 108-154A | 1/2" x 10" | MNPT / Sweat | T-550 | 20/1 |
| 108-154NL | 1/2" x 10" | MNPT / Sweat | T-550NL | 20/1 |
| 108-155A | 1/2" x 12" | MNPT / Sweat | T-550 | 20/1 |
| 108-155NL | 1/2" x 12" | MNPT / Sweat | T-550NL | 20/1 |
| 108-156A | 1/2" x 14" | MNPT / Sweat | T-550 | 20/1 |
| 108-156NL | 1/2" x 14" | MNPT / Sweat | T-550NL | 20/1 |
| 108-003A | 1/2" x 8" | PEX (F 1807) | T-550P | 20/1 |
| 108-003NL | 1/2" x 8" | PEX (F 1807) | T-550PNL | 20/1 |
| 108-004A | 1/2" x 10" | PEX (F 1807) | T-550P | 20/1 |
| 108-004NL | 1/2" x 10" | PEX (F 1807) | T-550PNL | 20/1 |
| 108-005A | 1/2" x 12" | PEX (F 1807) | T-550P | 20/1 |
| 108-005NL | 1/2" x 12" | PEX (F 1807) | T-550PNL | 20/1 |
| 108-006A | 1/2" x 14" | PEX (F 1807) | T-550P | 20/1 |
| 108-006NL | 1/2" x 14" | PEX (F 1807) | T-550PNL | 20/1 |

3/4" T-550 is Combination 3/4" MNPT and 1/2" FNPT

| | | | | |
|-----------|------------|-------------|---------|------|
| 108-158A | 3/4" x 8" | MNPT / FNPT | T-550 | 20/1 |
| 108-158NL | 3/4" x 8" | MNPT / FNPT | T-550NL | 20/1 |
| 108-159A | 3/4" x 10" | MNPT / FNPT | T-550 | 20/1 |
| 108-159NL | 3/4" x 10" | MNPT / FNPT | T-550NL | 20/1 |
| 108-160A | 3/4" x 12" | MNPT / FNPT | T-550 | 20/1 |
| 108-160NL | 3/4" x 12" | MNPT / FNPT | T-550NL | 20/1 |

3/4" T-550 is Combination 3/4" MNPT and 3/4" Sweat

| | | | | |
|----------|------------|--------------|-------|------|
| 108-166A | 3/4" x 8" | MNPT / Sweat | T-550 | 20/1 |
| 108-167A | 3/4" x 10" | MNPT / Sweat | T-550 | 20/1 |
| 108-168A | 3/4" x 12" | MNPT / Sweat | T-550 | 20/1 |
| 108-169A | 3/4" x 14" | MNPT / Sweat | T-550 | 20/1 |

GATE - CHECK, LOW PRESSURE VALVES & Y-STRAINERS

FROSTFREE SILLCOCKS

T-550 Replacement Parts

| Part No. | Size | Configuration | Model No. | Cs/Ct |
|-----------------------------------|------|----------------------|-----------------|-------|
| Handle, Screw & Disc | | | | |
| 108-162 | | Handle, Screw & Disc | T-550 & T-550NL | 100/1 |
| T-550 Cartridge & Stem | | | | |
| 108-904A | 4" | Cartridge & Stem | T-550 & T-550NL | 20/10 |
| 108-906A | 6" | Cartridge & Stem | T-550 & T-550NL | 20/10 |
| 108-908A | 8" | Cartridge & Stem | T-550 & T-550NL | 20/10 |
| 108-910A | 10" | Cartridge & Stem | T-550 & T-550NL | 20/10 |
| 108-912A | 12" | Cartridge & Stem | T-550 & T-550NL | 20/10 |
| 108-914A | 14" | Cartridge & Stem | T-550 & T-550NL | 20/10 |



GATE, CHECK, LOW PRESSURE VALVES & Y-STRAINERS

T-552 Close Coupled Sillcock

Multi-turn with integrated anti-siphon and Softouch™ handle

| | | | | |
|---------|---------------|--------------|-------|------|
| 108-120 | 1/2" x 2-7/8" | MNPT x Sweat | T-552 | 20/1 |
|---------|---------------|--------------|-------|------|



TM-550 Multi-Turn Frostfree Sillcock

Traditional & no lead brass
 ISO 9002, 125 CWP
 ASSE 1019 certified
 ANSI/NSF 61-G (NL models)
 Multi-turn Softouch™ handle,
 patented with integrated
 anti-siphon, brass cap

1/2" TM-550 is Combination 1/2" MNPT and 1/2" Sweat

| | | | | |
|-----------|------------|--------------|----------|------|
| 108-021 | 1/2" x 4" | MNPT / Sweat | TM-550 | 20/1 |
| 108-021NL | 1/2" x 4" | MNPT / Sweat | TM-550NL | 20/1 |
| 108-022 | 1/2" x 6" | MNPT / Sweat | TM-550 | 20/1 |
| 108-022NL | 1/2" x 6" | MNPT / Sweat | TM-550NL | 20/1 |
| 108-023 | 1/2" x 8" | MNPT / Sweat | TM-550 | 20/1 |
| 108-023NL | 1/2" x 8" | MNPT / Sweat | TM-550NL | 20/1 |
| 108-024 | 1/2" x 10" | MNPT / Sweat | TM-550 | 20/1 |
| 108-024NL | 1/2" x 10" | MNPT / Sweat | TM-550NL | 20/1 |
| 108-025 | 1/2" x 12" | MNPT / Sweat | TM-550 | 20/1 |
| 108-025NL | 1/2" x 12" | MNPT / Sweat | TM-550NL | 20/1 |
| 108-026 | 1/2" x 14" | MNPT / Sweat | TM-550 | 20/1 |
| 108-026NL | 1/2" x 14" | MNPT / Sweat | TM-550NL | 20/1 |



3/4" TM-550 is Combination 3/4" MNPT and 1/2" FNPT

| | | | | |
|-----------|------------|-------------|----------|------|
| 108-027 | 3/4" x 4" | MNPT / FNPT | TM-550 | 20/1 |
| 108-027NL | 3/4" x 4" | MNPT / FNPT | TM-550NL | 20/1 |
| 108-028 | 3/4" x 6" | MNPT / FNPT | TM-550 | 20/1 |
| 108-028NL | 3/4" x 6" | MNPT / FNPT | TM-550NL | 20/1 |
| 108-029 | 3/4" x 8" | MNPT / FNPT | TM-550 | 20/1 |
| 108-029NL | 3/4" x 8" | MNPT / FNPT | TM-550NL | 20/1 |
| 108-030 | 3/4" x 10" | MNPT / FNPT | TM-550 | 20/1 |
| 108-030NL | 3/4" x 10" | MNPT / FNPT | TM-550NL | 20/1 |
| 108-031 | 3/4" x 12" | MNPT / FNPT | TM-550 | 20/1 |
| 108-031NL | 3/4" x 12" | MNPT / FNPT | TM-550NL | 20/1 |
| 108-032 | 3/4" x 14" | MNPT / FNPT | TM-550 | 20/1 |
| 108-032NL | 3/4" x 14" | MNPT / FNPT | TM-550NL | 20/1 |



FROSTFREE SILLCOCKS

TM-550 Multi-Turn Frostfree Sillcock

Traditional & no lead brass
ISO 9002, 125 CWP
ASSE 1019 certified
ANSI/NSF 61-G (NL models)
Multi-turn Softouch™ handle,
patented with integrated
anti-siphon, brass cap



TM-550PNL

| Part No. | Size | Configuration | Model No. | Cs/Ct |
|-----------|------------|---------------|-----------|-------|
| 108-033 | 1/2" x 4" | PEX (F1807) | TM-550P | 20/1 |
| 108-033NL | 1/2" x 4" | PEX (F1807) | TM-550PNL | 20/1 |
| 108-034 | 1/2" x 6" | PEX (F1807) | TM-550P | 20/1 |
| 108-034NL | 1/2" x 6" | PEX (F1807) | TM-550PNL | 20/1 |
| 108-035 | 1/2" x 8" | PEX (F1807) | TM-550P | 20/1 |
| 108-035NL | 1/2" x 8" | PEX (F1807) | TM-550PNL | 20/1 |
| 108-036 | 1/2" x 10" | PEX (F1807) | TM-550P | 20/1 |
| 108-036NL | 1/2" x 10" | PEX (F1807) | TM-550PNL | 20/1 |
| 108-037 | 1/2" x 12" | PEX (F1807) | TM-550P | 20/1 |
| 108-037NL | 1/2" x 12" | PEX (F1807) | TM-550PNL | 20/1 |
| 108-038 | 1/2" x 14" | PEX (F1807) | TM-550P | 20/1 |
| 108-038NL | 1/2" x 14" | PEX (F1807) | TM-550PNL | 20/1 |

TM-550P1960 Mutli-Turn Frostfree Faucet

Traditional & no lead brass
125 CWP, ASTM F 1960 Cold Expansion
PEX Inlet
ANSI/NSF 61-G (NL models)
Multi-turn Softouch™ handle, patented
with integrated anti-siphon, brass cap



TM-550P1960 PEX

| | | | | |
|-----------|------------|----------|---------------|------|
| 108-041 | 1/2" x 4" | 1960 PEX | TM-550P1960 | 20/1 |
| 108-041NL | 1/2" x 4" | 1960 PEX | TM-550PNL1960 | 20/1 |
| 108-042 | 1/2" x 6" | 1960 PEX | TM-550P1960 | 20/1 |
| 108-042NL | 1/2" x 6" | 1960 PEX | TM-550PNL1960 | 20/1 |
| 108-043 | 1/2" x 8" | 1960 PEX | TM-550P1960 | 20/1 |
| 108-043NL | 1/2" x 8" | 1960 PEX | TM-550PNL1960 | 20/1 |
| 108-044 | 1/2" x 10" | 1960 PEX | TM-550P1960 | 20/1 |
| 108-044NL | 1/2" x 10" | 1960 PEX | TM-550PNL1960 | 20/1 |
| 108-045 | 1/2" x 12" | 1960 PEX | TM-550P1960 | 20/1 |
| 108-045NL | 1/2" x 12" | 1960 PEX | TM-550PNL1960 | 20/1 |
| 108-046 | 1/2" x 14" | 1960 PEX | TM-550P1960 | 20/1 |
| 108-046NL | 1/2" x 14" | 1960 PEX | TM-550PNL1960 | 20/1 |

TM-550 Replacement Part

ANSI/NSF 61-G



TM-550 Brass Cup Assembly & Spring

Seat Washer, Brass Cup Assembly & Spring

| | | |
|-----------|----------|--------|
| 108-550 | TM-550 | 200/50 |
| 108-550NL | TM-550NL | 200/50 |

T-550, TM-550 Repair Kit



Vacuum breaker repair kit for T-550 & TM-550

| | | |
|---------|----------------|-------|
| 108-903 | T-550 / TM-550 | 100/1 |
|---------|----------------|-------|

GATE - CHECK, LOW PRESSURE VALVES & Y-STRAINERS



FROSTFREE SILLCOCKS

T-552 Multi-Turn Frostfree Sillcock

Traditional & no lead brass
 ISO 9002, 125 CWP
 ASSE 1019A certified
 CSA Certified (Canada)
 ANSI/NSF 61-G (NL models)
 with integrated anti-siphon
 Third party certified Truesdail



T-552



T-552 MNPT/FNPT



T-552 PEX

| Part No. | Size | Configuration | Model No. | Cs/Ct |
|---|------------|---------------|-----------|-------|
| 1/2" T-552 is Combination 1/2" MNPT and 1/2" Sweat | | | | |
| 108-121 | 1/2" x 4" | MNPT / Sweat | T-552 | 40/10 |
| 108-121NL | 1/2" x 4" | MNPT / Sweat | T-552NL | 40/10 |
| 108-122 | 1/2" x 6" | MNPT / Sweat | T-552 | 40/10 |
| 108-122NL | 1/2" x 6" | MNPT / Sweat | T-552NL | 40/10 |
| 108-123 | 1/2" x 8" | MNPT / Sweat | T-552 | 40/10 |
| 108-123NL | 1/2" x 8" | MNPT / Sweat | T-552NL | 40/10 |
| 108-124 | 1/2" x 10" | MNPT / Sweat | T-552 | 40/10 |
| 108-124NL | 1/2" x 10" | MNPT / Sweat | T-552NL | 40/10 |
| 108-125 | 1/2" x 12" | MNPT / Sweat | T-552 | 40/10 |
| 108-125NL | 1/2" x 12" | MNPT / Sweat | T-552NL | 40/10 |
| 108-126 | 1/2" x 14" | MNPT / Sweat | T-552 | 40/10 |
| 108-126NL | 1/2" x 14" | MNPT / Sweat | T-552NL | 40/10 |

| | | | | |
|--|------------|-------------|---------|-------|
| 3/4" T-552 is Combination 3/4" MNPT and 1/2" FNPT | | | | |
| 108-133 | 3/4" x 8" | MNPT / FNPT | T-552 | 40/10 |
| 108-133NL | 3/4" x 8" | MNPT / FNPT | T-552NL | 40/10 |
| 108-134 | 3/4" x 10" | MNPT / FNPT | T-552 | 40/10 |
| 108-134NL | 3/4" x 10" | MNPT / FNPT | T-552NL | 40/10 |
| 108-135 | 3/4" x 12" | MNPT / FNPT | T-552 | 40/10 |
| 108-135NL | 3/4" x 12" | MNPT / FNPT | T-552NL | 40/10 |

| | | | | |
|-----------|------------|--------------|----------|-------|
| 108-141 | 1/2" x 4" | PEX (F 1807) | T-552P | 40/10 |
| 108-141NL | 1/2" x 4" | PEX (F 1807) | T-552PNL | 40/10 |
| 108-142 | 1/2" x 6" | PEX (F 1807) | T-552P | 40/10 |
| 108-142NL | 1/2" x 6" | PEX (F 1807) | T-552PNL | 40/10 |
| 108-143 | 1/2" x 8" | PEX (F 1807) | T-552P | 40/10 |
| 108-143NL | 1/2" x 8" | PEX (F 1807) | T-552PNL | 40/10 |
| 108-144 | 1/2" x 10" | PEX (F 1807) | T-552P | 40/10 |
| 108-144NL | 1/2" x 10" | PEX (F 1807) | T-552PNL | 40/10 |
| 108-145 | 1/2" x 12" | PEX (F 1807) | T-552P | 40/10 |
| 108-145NL | 1/2" x 12" | PEX (F 1807) | T-552PNL | 40/10 |
| 108-146 | 1/2" x 14" | PEX (F 1807) | T-552P | 40/10 |
| 108-146NL | 1/2" x 14" | PEX (F 1807) | T-552PNL | 40/10 |

T-552 Repair Accessories



Stem Repair Kit



Vacuum Breaker Repair Kit

| | | | | |
|----------------------------------|---------------|-----------------|-----|--|
| Vacuum Breaker Repair Kit | | | | |
| 108-138 | VB Repair Kit | T-552 & T-552NL | 1/1 | |

| | | | | |
|------------------------|-----------------|-----------------|-------|--|
| Stem Repair Kit | | | | |
| 108-139 | Stem Repair Kit | T-552 & T-552NL | 100/1 | |

GATE, CHECK, LOW PRESSURE VALVES & Y-STRAINERS

FROSTFREE SILLCOCKS

T-551 Standard Multi-Turn Frostfree Sillcock

Traditional & no lead brass
ISO 9002, 125 CWP



T-551



T-551

| Part No. | Size | Configuration | Model No. | Cs/Ct |
|---|------------|---------------|-----------|-------|
| 1/2" T-551 is Combination 1/2" MNPT and 1/2" Sweat | | | | |
| 108-101 | 1/2" x 4" | MNPT / Sweat | T-551 | 60/2 |
| 108-101NL | 1/2" x 4" | MNPT / Sweat | T-551NL | 60/2 |
| 108-102 | 1/2" x 6" | MNPT / Sweat | T-551 | 60/2 |
| 108-102NL | 1/2" x 6" | MNPT / Sweat | T-551NL | 60/2 |
| 108-103 | 1/2" x 8" | MNPT / Sweat | T-551 | 60/2 |
| 108-103NL | 1/2" x 8" | MNPT / Sweat | T-551NL | 60/2 |
| 108-104 | 1/2" x 10" | MNPT / Sweat | T-551 | 60/2 |
| 108-104NL | 1/2" x 10" | MNPT / Sweat | T-551NL | 60/2 |
| 108-105 | 1/2" x 12" | MNPT / Sweat | T-551 | 60/2 |
| 108-105NL | 1/2" x 12" | MNPT / Sweat | T-551NL | 60/2 |
| 108-106 | 1/2" x 14" | MNPT / Sweat | T-551 | 60/2 |
| 108-106NL | 1/2" x 14" | MNPT / Sweat | T-551NL | 60/2 |

3/4" T-551 is Combination 3/4" MNPT and 1/2" FNPT

| | | | | |
|-----------|------------|-------------|---------|------|
| 108-113 | 3/4" x 8" | MNPT / FNPT | T-551 | 60/2 |
| 108-113NL | 3/4" x 8" | MNPT / FNPT | T-551NL | 60/2 |
| 108-114 | 3/4" x 10" | MNPT / FNPT | T-551 | 60/2 |
| 108-114NL | 3/4" x 10" | MNPT / FNPT | T-551NL | 60/2 |
| 108-115 | 3/4" x 12" | MNPT / FNPT | T-551 | 60/2 |
| 108-115NL | 3/4" x 12" | MNPT / FNPT | T-551NL | 60/2 |

1/4 TURN PLUMBING VALVES

1/4 Turn Ball Valve Boiler Drain

Traditional & no lead forged brass
ISO 9002, 200 CWP
ANSI/NSF 61-G (NL only)



R-670



R-672

1/2" R-670 & R-670NL is Combination 1/2" MNPT and 1/2" Sweat

| | | | | |
|-----------|------|------|---------|--------|
| 107-543 | 1/2" | MNPT | R-670 | 100/10 |
| 107-543NL | 1/2" | MNPT | R-670NL | 100/10 |
| 107-544 | 3/4" | MNPT | R-670 | 100/10 |
| 107-544NL | 3/4" | MNPT | R-670NL | 100/10 |
| 107-554 | 1/2" | FNPT | R-672 | 100/10 |
| 107-554NL | 1/2" | FNPT | R-672NL | 100/10 |
| 107-555 | 3/4" | FNPT | R-672 | 100/10 |
| 107-555NL | 3/4" | FNPT | R-672NL | 100/10 |

1/4 Turn Ball Valve Sillcock

Traditional & no lead forged brass
CSA Certified USA and Canada
ISO 9002, 200 CWP
ANSI/NSF 61-G (NL only)



R-673NL

| | | | | |
|-----------|------|-------|---------|--------|
| 107-574 | 1/2" | FNPT | R-673 | 100/10 |
| 107-574NL | 1/2" | FNPT | R-673NL | 100/10 |
| 107-575 | 3/4" | FNPT | R-673 | 100/10 |
| 107-575NL | 3/4" | FNPT | R-673NL | 100/10 |
| 107-584 | 1/2" | Sweat | R-674 | 100/10 |
| 107-584NL | 1/2" | Sweat | R-674NL | 100/10 |



GATE - CHECK, LOW PRESSURE VALVES & Y-STRAINERS

1/4 TURN PLUMBING VALVES

1/4 Turn Ball Valve Sillcock

Traditional & no lead forged brass
 CSA Certified USA and Canada
 ISO 9002, 200 CWP
 ANSI/NSF 61-G (NL only)



R-674NL

| Part No. | Size | Configuration | Model No. | Cs/Ct |
|-----------|------|---------------|-----------|--------|
| 107-585 | 3/4" | Sweat | R-674 | 100/10 |
| 107-585NL | 3/4" | Sweat | R-674NL | 100/10 |

1/4 Turn No Kink Hose Bibb

Traditional & no lead forged brass
 ISO 9002, 200 CWP
 ANSI/NSF 61-G (NL only)



R-671

1/2" R-671 is Combination 1/2" MNPT and 1/2" Sweat

| | | | | |
|-----------|------|------|---------|--------|
| 107-567 | 1/2" | MNPT | R-671 | 100/10 |
| 107-567NL | 1/2" | MNPT | R-671NL | 100/10 |
| 107-568 | 3/4" | MNPT | R-671 | 100/10 |
| 107-568NL | 3/4" | MNPT | R-671NL | 100/10 |

1/4 Turn Ball Valve Hose Bibb

Traditional & no lead forged brass
 ISO 9002, 200 CWP
 ANSI/NSF 61-G (NL only)



T-537NL

1/2" T-537, T-537L & T-540 is Combination 1/2" MNPT and 1/2" Sweat

| | | | | |
|-----------|------|------|---------|--------|
| 107-167 | 1/2" | MNPT | T-537 | 100/10 |
| 107-167NL | 1/2" | MNPT | T-537NL | 100/10 |
| 107-168 | 3/4" | MNPT | T-537 | 100/10 |
| 107-168NL | 3/4" | MNPT | T-537NL | 100/10 |



T-537L
 Lever Handle

1/2" T-537, T-537L & T-540 is Combination 1/2" MNPT and 1/2" Sweat

| | | | | |
|-----------|------|------|----------|--------|
| 107-162 | 1/2" | MNPT | T-537L | 100/10 |
| 107-162NL | 1/2" | MNPT | T-537LNL | 100/10 |
| 107-163 | 3/4" | MNPT | T-537L | 100/10 |
| 107-163NL | 3/4" | MNPT | T-537LNL | 100/10 |



T-540

Water Heater Drain Valve

| | | | | |
|-----------|------|------|---------|--------|
| 107-169 | 3/4" | MNPT | T-540 | 100/10 |
| 107-169NL | 3/4" | MNPT | T-540NL | 100/10 |

1/4 Turn Ball Valve Flanged Sillcock

Forged brass
 125 CWP
 ISO 9002



S-541FLG

T-541FLG

Lever Handle

| | | | | |
|---------|------|-------|----------|-------|
| 107-464 | 1/2" | FNPT | T-541FLG | 72/12 |
| 107-465 | 3/4" | FNPT | T-541FLG | 72/12 |
| 107-474 | 1/2" | Sweat | S-541FLG | 72/12 |
| 107-475 | 3/4" | Sweat | S-541FLG | 72/12 |

1/4 TURN PLUMBING VALVES

1/4 Turn Ball Valve Flanged Sillcock, Chrome Plated

Forged brass
125 CW P



T-541CFL

S-541CFL

| Part No. | Size | Configuration | Model No. | Cs/Ct |
|-----------|------|---------------|-----------|-------|
| 107-464CP | 1/2" | FNPT | T-541CFL | 72/12 |
| 107-465CP | 3/4" | FNPT | T-541CFL | 72/12 |
| 107-474CP | 1/2" | Solder | S-541CFL | 72/12 |
| 107-475CP | 3/4" | Solder | S-541CFL | 72/12 |

GATE - CHECK, LOW PRESSURE VALVES & Y-STRAINERS

T-547RB Commercial Ball Valve Sillcock

125 psi max temp 180°F
ASSE 1011, CSA B62.2.2 (Canada)
ISO 9002



T-547RB

Quarter-turn, includes a Softouch™ handle and loose key

| | | | | |
|---------|------|-------------|---------|------|
| 107-431 | 1/2" | FNPT x MGHT | T-547RB | 24/1 |
| 107-432 | 3/4" | FNPT x MGHT | T-547RB | 24/1 |

T-548 Satin Commercial Ball Type Sillcock

125 psi max temp 180°F
ASSE 1011, CSA B62.2.2 (Canada)
ISO 9002



T-548

Quarter-turn, includes a Softouch™ handle and loose key

| | | | | |
|---------|------|-------------|-------|------|
| 107-441 | 1/2" | FNPT x MGHT | T-548 | 24/1 |
| 107-442 | 3/4" | FNPT x MGHT | T-548 | 24/1 |

T-549CP Commercial Ball Type Sillcock

125 psi max temp 180°F
ASSE 1011, CSA B62.2.2
ISO 9002



T-549CP

Quarter-turn, includes a Softouch™ handle and loose key

| | | | | |
|---------|------|-------------|---------|------|
| 107-451 | 1/2" | FNPT x MGHT | T-549CP | 24/1 |
| 107-452 | 3/4" | FNPT x MGHT | T-549CP | 24/1 |

Did you know? Legend ships every order complete or you will receive 5% off the backorder.

LOW PRESSURE PLUMBING VALVES

Stop Valves

Traditional & no lead brass
 ISO 9002, 125 CWP
 ANSI/NSF 61-G (NL only)
 Third party certified Truesdail



S-501NL



S-501PNL



T-501NL



T-501X

| Part No. | Size | Configuration | Model No. | Cs/Ct |
|-----------|------|---------------|-----------|--------|
| 107-103NL | 1/2" | FNPT x FNPT | T-501NL | 100/10 |
| 107-104NL | 3/4" | FNPT x FNPT | T-501NL | 100/10 |
| 107-113NL | 1/2" | Sweat x Sweat | S-501NL | 100/10 |
| 107-114NL | 3/4" | Sweat x Sweat | S-501NL | 100/10 |
| 107-106 | 1/2" | FNPT x FNPT | T-501X | 144/12 |
| 107-107 | 3/4" | FNPT x FNPT | T-501X | 144/12 |
| 107-110NL | 1/2" | PEX x PEX | S-501PNL | 100/10 |
| 107-111NL | 3/4" | PEX x PEX | S-501PNL | 100/10 |

Long Bonnet Stop Valve

Traditional & no lead brass
 ISO 9002, 125 CWP
 ANSI/NSF 61-G (NL only)
 15 WSP (T/S 505 only)
 Third party certified Truesdail



T-505



S-504



S-505

| Straight | | | | |
|-----------|------|---------------|---------|--------|
| 107-253 | 1/2" | FNPT x FNPT | T-504 | 100/10 |
| 107-253NL | 1/2" | FNPT x FNPT | T-504NL | 100/10 |
| 107-255 | 1/2" | Sweat x Sweat | S-504 | 100/10 |
| 107-255NL | 1/2" | Sweat x Sweat | S-504NL | 100/10 |
| 107-256 | 3/4" | Sweat x Sweat | S-504 | 100/10 |
| 107-256NL | 3/4" | Sweat x Sweat | S-504NL | 100/10 |
| Angle | | | | |
| 107-257 | 1/2" | FNPT x FNPT | T-505 | 100/10 |
| 107-257NL | 1/2" | FNPT x FNPT | T-505NL | 100/10 |
| 107-259 | 1/2" | Sweat x Sweat | S-505 | 100/10 |
| 107-259NL | 1/2" | Sweat x Sweat | S-505NL | 100/10 |

Angle Stop Valve

No lead brass
 ISO 9002, 125 CWP
 ANSI/NSF 61-G
 Third party certified Truesdail



S-503NL



T-503NL

| | | | | |
|-----------|------|---------------|---------|--------|
| 107-116NL | 1/2" | FNPT x FNPT | T-503NL | 100/10 |
| 107-117NL | 3/4" | FNPT x FNPT | T-503NL | 100/10 |
| 107-118NL | 1/2" | Sweat x Sweat | S-503NL | 100/10 |
| 107-119NL | 3/4" | Sweat x Sweat | S-503NL | 100/10 |

LOW PRESSURE PLUMBING VALVES

Stop and Waste Valve

No lead brass
ISO 9002, 125 CWP
ANSI/NSF 61-G
Third party certified Truesdail

GATE - CHECK, LOW PRESSURE VALVES & Y-STRAINERS



| Part No. | Size | Configuration | Model No. | Cs/Ct |
|-----------|------|---------------|-----------|--------|
| 107-123NL | 1/2" | FNPT x FNPT | T-511NL | 100/10 |
| 107-124NL | 3/4" | FNPT x FNPT | T-511NL | 100/10 |
| 107-133NL | 1/2" | Sweat x Sweat | S-511NL | 100/10 |
| 107-134NL | 3/4" | Sweat x Sweat | S-511NL | 100/10 |
| 107-316NL | 1/2" | Comp x Comp | T-512NL | 100/10 |
| 107-317NL | 3/4" | Comp x Comp | T-512NL | 100/10 |
| 107-130NL | 1/2" | PEX x PEX | S-511PNL | 100/10 |
| 107-131NL | 3/4" | PEX x PEX | S-511PNL | 100/10 |

Boiler Drain

Traditional & no lead brass
ISO 9002, 125 CWP
ANSI/NSF 61-G (NL only)
CSA (Canada)
Third party certified Truesdail

1/2" Male T-521 is Combination 1/2" MNPT and 1/2" Sweat



| | | | | |
|------------------------|------|-------------|----------|--------|
| 107-143 | 1/2" | MNPT | T-521 | 100/10 |
| 107-143NL | 1/2" | MNPT | T-521NL | 100/10 |
| 107-144 | 3/4" | MNPT | T-521 | 100/10 |
| 107-144NL | 3/4" | MNPT | T-521NL | 100/10 |
| 107-146 | 3/4" | Sweat | S-521 | 144/12 |
| 107-146NL | 3/4" | Sweat | S-521NL | 144/12 |
| 107-154 | 1/2" | FNPT | T-522 | 100/10 |
| 107-154NL | 1/2" | FNPT | T-522NL | 100/10 |
| 107-155 | 3/4" | FNPT | T-522 | 100/10 |
| 107-155NL | 3/4" | FNPT | T-522NL | 100/10 |
| 107-148 | 1/2" | Fitting | S-524 | 144/12 |
| 107-148NL | 1/2" | Fitting | S-524NL | 144/12 |
| 107-157NL | 1/2" | Compression | T-523NL | 144/12 |
| 107-159 | 1/2" | PEX | S-521P | 100/10 |
| 107-159NL | 1/2" | PEX | S-521PNL | 100/10 |
| No Stuffing Box | | | | |
| 107-327 | 1/2" | MNPT | T-206 | 100/10 |
| 107-327NL | 1/2" | MNPT | T-206NL | 100/10 |
| 107-328 | 3/4" | MNPT | T-206 | 100/10 |
| 107-328NL | 3/4" | MNPT | T-206NL | 100/10 |



LOW PRESSURE PLUMBING VALVES

Hose Bibb

Traditional & no lead brass
ISO 9002, 125 CWVP
ANSI/NSF 61-G (NL only)
Third party certified Truesdail



T-531



T-532



T-532CP



T-533



T-534



S-535

| Part No. | Size | Configuration | Model No. | Cs/Ct |
|--|------|---------------|-----------|--------|
| 1/2" Male T-531 is Combination 1/2" MNPT and 1/2" Sweat | | | | |
| 107-164 | 1/2" | MNPT | T-531 | 100/10 |
| 107-164NL | 1/2" | MNPT | T-531NL | 100/10 |
| 107-165 | 3/4" | MNPT | T-531 | 100/10 |
| 107-165NL | 3/4" | MNPT | T-531NL | 100/10 |

Plain End Sampling Valve

1/2" Male T-532 is Combination 1/2" MNPT and 1/2" Sweat

| | | | | |
|-----------|------|------|---------|--------|
| 107-173 | 1/2" | MNPT | T-532 | 144/12 |
| 107-173NL | 1/2" | MNPT | T-532NL | 144/12 |
| 107-171 | 3/4" | MNPT | T-532 | 144/12 |
| 107-171NL | 3/4" | MNPT | T-532NL | 144/12 |

Chrome Plated Plain End Valve

1/2" Male T-532CP is Combination 1/2" MNPT and 1/2" Sweat

| | | | | |
|-----------|------|------|-----------|--------|
| 107-423 | 1/2" | MNPT | T-532CP | 144/12 |
| 107-423NL | 1/2" | MNPT | T-532CPNL | 144/12 |
| 107-424 | 3/4" | MNPT | T-532CP | 144/12 |
| 107-424NL | 3/4" | MNPT | T-532CPNL | 144/12 |

No Kink

1/2" Male T-533 is Combination 1/2" MNPT and 1/2" Sweat

| | | | | |
|-----------|------|------|---------|--------|
| 107-203 | 1/2" | MNPT | T-533 | 144/12 |
| 107-203NL | 1/2" | MNPT | T-533NL | 144/12 |
| 107-204 | 3/4" | MNPT | T-533 | 144/12 |
| 107-204NL | 3/4" | MNPT | T-533NL | 144/12 |

| | | | | |
|-----------|------|------|---------|--------|
| 107-213 | 1/2" | FNPT | T-534 | 144/12 |
| 107-213NL | 1/2" | FNPT | T-534NL | 144/12 |
| 107-214 | 3/4" | FNPT | T-534 | 144/12 |
| 107-214NL | 3/4" | FNPT | T-534NL | 144/12 |

S-535 is Combination 3/4" Fitting and 1/2" Sweat

| | | | | |
|-----------|-------------|-------------|---------|--------|
| 107-223 | 3/4" / 1/2" | FTG / Sweat | S-535 | 144/12 |
| 107-223NL | 3/4" / 1/2" | FTG / Sweat | S-535NL | 144/12 |

Did you know? Legend guarantees error-free transactions or you will receive 5% off the error.

LOW PRESSURE PLUMBING VALVES

Heavy Pattern Hose Bibb

Traditional & no lead brass
ISO 9002, 125 CWVP
ANSI/NSF 61-G (NL only)



T-531HP



T-533HP



T-534HP



T-536HP



S-535HP

| Part No. | Size | Configuration | Model No. | Cs/Ct |
|--|------|---------------|-----------|--------|
| 1/2" Male T-531HP is Combination 1/2" MNPT and 1/2" Sweat | | | | |
| 107-263 | 1/2" | MNPT | T-531HP | 72/12 |
| 107-263NL | 1/2" | MNPT | T-531HPNL | 72/12 |
| 107-264 | 3/4" | MNPT | T-531HP | 72/12 |
| 107-264NL | 3/4" | MNPT | T-531HPNL | 100/10 |
| 107-265 | 1" | MNPT | T-531HP | 72/12 |
| 107-265NL | 1" | MNPT | T-531HPNL | 72/12 |

No Kink

| | | | | |
|-----------|------|------|-----------|--------|
| 107-267 | 1/2" | MNPT | T-533HP | 144/12 |
| 107-267NL | 1/2" | MNPT | T-533HPNL | 144/12 |
| 107-268 | 3/4" | MNPT | T-533HP | 144/12 |
| 107-268NL | 3/4" | MNPT | T-533HPNL | 144/12 |
| 107-270 | 1/2" | FNPT | T-534HP | 144/12 |
| 107-270NL | 1/2" | FNPT | T-534HPNL | 144/12 |
| 107-271 | 3/4" | FNPT | T-534HP | 144/12 |
| 107-271NL | 3/4" | FNPT | T-534HPNL | 144/12 |

S-535HP is Combination 3/4" Fitting and 1/2" Sweat

| | | | | |
|-----------|-------------|-------------|-----------|--------|
| 107-275 | 3/4" / 1/2" | FTG / Sweat | S-535HP | 100/10 |
| 107-275NL | 3/4" / 1/2" | FTG / Sweat | S-535HPNL | 100/10 |
| 107-277 | 1/2" | Compression | T-536HP | 100/10 |
| 107-277NL | 1/2" | Compression | T-536HPNL | 100/10 |

Sillcock

Traditional & no lead brass
ISO 9002, 125 CWVP
CSA (Canada) no lead only
ANSI/NSF 61-G (NL only)



T-541



S-541



T-541LS

| | | | | |
|-----------|------|-------|---------|--------|
| 107-174 | 1/2" | FNPT | T-541 | 100/10 |
| 107-174NL | 1/2" | FNPT | T-541NL | 100/10 |
| 107-175 | 3/4" | FNPT | T-541 | 100/10 |
| 107-175NL | 3/4" | FNPT | T-541NL | 100/10 |
| 107-184 | 1/2" | Sweat | S-541 | 100/10 |
| 107-184NL | 1/2" | Sweat | S-541NL | 100/10 |
| 107-185 | 3/4" | Sweat | S-541 | 100/10 |
| 107-185NL | 3/4" | Sweat | S-541NL | 100/10 |

With Lockshield

| | | | | |
|-----------|------|-------|-----------|--------|
| 107-187 | 1/2" | FNPT | T-541LS | 100/10 |
| 107-187NL | 1/2" | FNPT | T-541LSNL | 100/10 |
| 107-188 | 3/4" | FNPT | T-541LS | 100/10 |
| 107-188NL | 3/4" | FNPT | T-541LSNL | 100/10 |
| 107-189 | 1/2" | Sweat | S-541LS | 100/10 |
| 107-189NL | 1/2" | Sweat | S-541LSNL | 100/10 |

GATE - CHECK, LOW PRESSURE VALVES & Y-STRAINERS



LOW PRESSURE PLUMBING VALVES

Sillcock

Traditional & no lead brass
 ISO 9002, 125 CWP
 CSA (Canada) no lead only
 ANSI/NSF 61-G (NL only)



S-211

| Part No. | Size | Configuration | Model No. | Cs/Ct |
|---|-------------|---------------|-----------|--------|
| S-211 is Combination 3/4" Fitting and 1/2" Sweat | | | | |
| 107-347 | 3/4" / 1/2" | FTG / Sweat | S-211 | 144/12 |
| 107-347NL | 3/4" / 1/2" | FTG / Sweat | S-211NL | 144/12 |

Sillcock

Traditional & no lead brass
 ISO 9002, 125 CWP
 CSA (Canada) no lead only
 ANSI/NSF 61-G (NL only)



T-514PNL F1807



T-514PNL F1960

| | | | | |
|------------|------------|------------------------------------|----------|--------|
| NEW | 107-179P | 1/2" T-514P Sillcock - F1807 PEX | T-514P | 120/20 |
| NEW | 107-179PNL | 1/2" T-514PNL Sillcock - F1807 PEX | T-514PNL | 120/20 |
| NEW | 107-180P | 3/4" T-514P Sillcock - F1807 PEX | T-514P | 120/20 |
| NEW | 107-180PNL | 3/4" T-514PNL Sillcock - F1807 PEX | T-514PNL | 120/20 |
| NEW | 107-181P | 1/2" T-514P Sillcock - F1960 PEX | T-514P | 120/20 |
| NEW | 107-181PNL | 1/2" T-514PNL Sillcock - F1960 PEX | T-514PNL | 120/20 |
| NEW | 107-182P | 3/4" T-514P Sillcock - F1960 PEX | T-514P | 120/20 |
| NEW | 107-182PNL | 3/4" T-514PNL Sillcock - F1960 PEX | T-514PNL | 120/20 |

Commercial Sillcock, Chrome Plated

Traditional & no lead brass
 ISO 9002, 125 CWP
 CSA (Canada) no lead only
 ANSI/NSF 61-G (NL only)



T-545



T-546



Key



T-545VB



T-546VB

| | | | | |
|-----------|------|------|---------|--------|
| 107-403 | 1/2" | FNPT | T-545 | 144/12 |
| 107-403NL | 1/2" | FNPT | T-545NL | 144/12 |
| 107-404 | 3/4" | FNPT | T-545 | 144/12 |
| 107-404NL | 3/4" | FNPT | T-545NL | 144/12 |

With Lockshield

| | | | | |
|-----------|------|------|---------|--------|
| 107-407 | 1/2" | FNPT | T-546 | 144/12 |
| 107-407NL | 1/2" | FNPT | T-546NL | 144/12 |
| 107-408 | 3/4" | FNPT | T-546 | 144/12 |
| 107-408NL | 3/4" | FNPT | T-546NL | 144/12 |

Key only for T-546

| | | | | |
|---------|--|---------------|--|-------|
| 107-410 | | Key for T-546 | | 50/10 |
|---------|--|---------------|--|-------|

With Assembled Chrome Plated Vacuum Breaker

| | | | | |
|-----------|------|------|-----------|--------|
| 107-413 | 1/2" | FNPT | T-545VB | 72/12 |
| 107-413NL | 1/2" | FNPT | T-545VBNL | 144/12 |
| 107-414 | 3/4" | FNPT | T-545VB | 72/12 |
| 107-414NL | 3/4" | FNPT | T-545VBNL | 72/12 |

With Lockshield & Assembled Chrome Plated Vacuum Breaker

| | | | | |
|-----------|------|------|-----------|--------|
| 107-417 | 1/2" | FNPT | T-546VB | 72/12 |
| 107-417NL | 1/2" | FNPT | T-546VBNL | 72/12 |
| 107-418 | 3/4" | FNPT | T-546VB | 72/12 |
| 107-418NL | 3/4" | FNPT | T-546VBNL | 144/12 |

LOW PRESSURE PLUMBING VALVES

Bent Nose Garden Valve

Traditional & no lead brass
ISO 9002, 125 CWP
ANSI/NSF 61-G (NL only)
Third party certified Truesdail



T-544



T-543

| Part No. | Size | Configuration | Model No. | Cs/Ct |
|-----------------|------|---------------|-----------|--------|
| 107-243 | 1/2" | FNPT | T-543 | 100/10 |
| 107-243NL | 1/2" | FNPT | T-543NL | 100/10 |
| 107-244 | 3/4" | FNPT | T-543 | 100/10 |
| 107-244NL | 3/4" | FNPT | T-543NL | 100/10 |
| 107-245 | 1" | FNPT | T-543 | 100/10 |
| 107-245NL | 1" | FNPT | T-543NL | 100/10 |
| Inverted | | | | |
| 107-246 | 3/4" | FNPT | T-544 | 72/12 |
| 107-246NL | 3/4" | FNPT | T-544NL | 72/12 |

Water Heater Drain Valve

Traditional & no lead brass
ISO 9002, 125 CWP
NSF 372 (NL)



T-539

| | | | | |
|-----------|------|------|---------|--------|
| 107-192 | 3/4" | MNPT | T-539 | 144/12 |
| 107-192NL | 3/4" | MNPT | T-539NL | 144/12 |

SUPPLY STOPS - 1/4 TURN

Insta-Loc® 1/4 Turn Push-Fit CP Supply Stop

No lead forged brass
ISO 9002, 125 CWP, max temp 120°
ANSI/NSF 61-G
Third party certified Truesdail



T-596NL
Push x OD



T-595NL
Push x OD



T-596NL
Push x OD



T-595NL
Push x OD

Angle Valves

| | | | | |
|-----------|-------------|-----------|---------|-------|
| 114-903NL | 1/2" x 3/8" | Push x OD | T-595NL | 120/5 |
| 114-904NL | 1/2" x 1/4" | Push x OD | T-595NL | 120/5 |

Straight Valves

| | | | | |
|-----------|-------------|-----------|---------|-------|
| 114-913NL | 1/2" x 3/8" | Push x OD | T-596NL | 120/5 |
| 114-914NL | 1/2" x 1/4" | Push x OD | T-596NL | 120/5 |

Removable Angle Valves

| | | | | |
|-----------|-------------|-----------|---------|-------|
| 114-943NL | 1/2" x 3/8" | Push x OD | T-595NL | 120/5 |
| 114-944NL | 1/2" x 1/4" | Push x OD | T-595NL | 120/5 |

Removable Straight Valves

| | | | | |
|-----------|-------------|-----------|---------|-------|
| 114-953NL | 1/2" x 3/8" | Push x OD | T-596NL | 120/5 |
| 114-954NL | 1/2" x 1/4" | Push x OD | T-596NL | 120/5 |



GATE - CHECK, LOW PRESSURE VALVES & Y-STRAINERS

SUPPLY STOPS - 1/4 TURN

1/4 Turn Angle Valve

No lead forged brass
 ISO 9002, 125 CWP
 ANSI/NSF 61-G
 Third party certified Truesdail



OD x OD
 T-595NL



PEX x OD
 T-595NL



OD x SJ
 T-593NL



FNPT x OD
 T-595NL



CPVC x OD
 T-595NL



Sweat x OD
 T-595NL

| Part No. | Size | Configuration | Model No. | Cs/Ct |
|-----------|-------------|-------------------|-----------|-------|
| 114-602NL | 3/8" x 3/8" | FNPT x OD | T-595NL | 120/5 |
| 114-603NL | 1/2" x 3/8" | FNPT x OD | T-595NL | 120/5 |
| 114-604NL | 5/8" x 3/8" | OD x OD | T-595NL | 120/5 |
| 114-607NL | 1/2" x 3/8" | CPVC x OD | T-595NL | 120/5 |
| 114-609NL | 1/2" x 3/8" | PEX x OD | T-595NL | 120/5 |
| 114-606NL | 1/2" x 3/8" | PEX (F 1960) x OD | T-595NL | 60/5 |
| 114-613NL | 1/2" x 3/8" | Sweat x OD | T-595NL | 120/5 |

Icemaker Valve

| | | | | |
|-----------|-------------|-------------------|---------|-------|
| 114-614NL | 5/8" x 1/4" | OD x OD | T-595NL | 120/5 |
| 114-615NL | 1/2" x 1/4" | PEX x OD | T-595NL | 60/5 |
| 114-605NL | 1/2" x 1/4" | PEX (F 1960) x OD | T-595NL | 60/5 |

Polished Brass

| | | | | |
|-----------|-------------|---------|-----------|-------|
| 114-624NL | 5/8" x 3/8" | OD x OD | T-595PBNL | 120/5 |
|-----------|-------------|---------|-----------|-------|

Slip Joint Outlet 1/2" Or 7/16" OD

| | | | | |
|-----------|------|-----------|---------|-------|
| 114-653NL | 1/2" | FNPT x SJ | T-593NL | 120/5 |
| 114-654NL | 5/8" | OD x SJ | T-593NL | 120/5 |

1/4 Turn Straight Valve

No lead forged brass
 ISO 9002, 125 CWP, max temp 120°F
 ANSI/NSF 61-G
 Third party certified Truesdail



CPVC x OD
 T-596NL



Sweat x OD
 T-596NL



FNPT x OD
 T-596NL



PEX x OD
 T-596NL



FNPT x SJ
 T-594NL

| | | | | |
|-----------|-------------|-------------------|---------|-------|
| 114-702NL | 3/8" x 3/8" | FNPT x OD | T-596NL | 120/5 |
| 114-703NL | 1/2" x 3/8" | FNPT x OD | T-596NL | 120/5 |
| 114-704NL | 5/8" x 3/8" | OD x OD | T-596NL | 120/5 |
| 114-707NL | 1/2" x 3/8" | CPVC x OD | T-596NL | 120/5 |
| 114-709NL | 1/2" x 3/8" | PEX x OD | T-596NL | 120/5 |
| 114-710NL | 1/2" x 1/2" | PEX x PEX | T-596NL | 120/5 |
| 114-706NL | 1/2" x 3/8" | PEX (F 1960) x OD | T-596NL | 120/5 |
| 114-713NL | 1/2" x 3/8" | Sweat x OD | T-596NL | 120/5 |

Icemaker Valve

| | | | | |
|-----------|-------------|-------------------|---------|-------|
| 114-714NL | 5/8" x 1/4" | OD x OD | T-596NL | 120/5 |
| 114-715NL | 1/2" x 1/4" | PEX x OD | T-596NL | 60/5 |
| 114-705NL | 1/2" x 1/4" | PEX (F 1960) x OD | T-596NL | 60/5 |

Polished Brass

| | | | | |
|-----------|-------------|---------|-----------|-------|
| 114-724NL | 5/8" x 3/8" | OD x OD | T-596PBNL | 120/5 |
|-----------|-------------|---------|-----------|-------|

Slip Joint Outlet 1/2" Or 7/16" OD

| | | | | |
|-----------|------|-----------|---------|-------|
| 114-753NL | 1/2" | FNPT x SJ | T-594NL | 120/5 |
| 114-754NL | 5/8" | OD x SJ | T-594NL | 120/5 |

SUPPLY STOPS - 1/4 TURN

1/4 Turn Dual Outlet Valve

No lead forged brass
ISO 9002, 125 CWP, max temp 120°F
ANSI/NSF 61-G
Third party certified Truesdail



T-597NL
PEX x OD x OD



FNPT x OD x OD
T-597NL



T-597NL
1960 PEX x OD x OD

| Part No. | Size | Configuration | Model No. | Cs/Ct |
|-----------|--------------------|------------------------|-----------|-------|
| 114-803NL | 1/2" x 3/8" x 3/8" | FNPT x OD x OD | T-597NL | 120/5 |
| 114-804NL | 5/8" x 3/8" x 3/8" | OD x OD x OD | T-597NL | 120/5 |
| 114-823NL | 1/2" x 3/8" x 1/4" | FNPT x OD x OD | T-597NL | 120/5 |
| 114-824NL | 5/8" x 3/8" x 1/4" | OD x OD x OD | T-597NL | 120/5 |
| 114-805NL | 1/2" x 3/8" x 1/4" | PEX x OD x OD | T-597NL | 60/5 |
| 114-806NL | 1/2" x 3/8" x 3/8" | PEX x OD x OD | T-597NL | 60/5 |
| 114-801NL | 1/2" x 3/8" x 1/4" | PEX (F 1960) x OD x OD | T-597NL | 60/5 |
| 114-802NL | 1/2" x 3/8" x 3/8" | PEX (F 1960) x OD x OD | T-597NL | 60/5 |

GATE - CHECK, LOW PRESSURE VALVES & Y-STRAINERS

T-598NL No Lead Brass Dual Handle 1/4 Turn Stop Valve

No lead forged brass
125 CWP, ANSI/NSF 61



T-598NL Compression



T-598NL F1807 PEX



T-598NL F1960 PEX



T-598NL Compression



T-598NL F1807 PEX



T-598NL F1960 PEX

Angle Stop Valve

| | | | | |
|-----------|--------------------|--------------|---------|--------|
| 114-630NL | 5/8" x 3/8" x 1/4" | OD x OD x OD | T-598NL | 100/10 |
| 114-631NL | 5/8" x 3/8" x 3/8" | OD x OD x OD | T-598NL | 100/10 |

NEW

NEW

NEW

NEW

| | | | | |
|-----------|--------------------|---------------------|---------|--------|
| 114-632NL | 1/2" x 3/8" x 3/8" | F1807 PEX x OD x OD | T-598NL | 120/20 |
| 114-633NL | 1/2" x 3/8" x 1/4" | F1807 PEX x OD x OD | T-598NL | 120/20 |

| | | | | |
|-----------|--------------------|---------------------|---------|--------|
| 114-634NL | 1/2" x 3/8" x 3/8" | F1960 PEX x OD x OD | T-598NL | 120/20 |
| 114-635NL | 1/2" x 3/8" x 1/4" | F1960 PEX x OD x OD | T-598NL | 120/20 |

Straight Stop Valve

| | | | | |
|-----------|--------------------|--------------|---------|--------|
| 114-730NL | 5/8" x 3/8" x 1/4" | OD x OD x OD | T-598NL | 100/10 |
| 114-731NL | 5/8" x 3/8" x 3/8" | OD x OD x OD | T-598NL | 120/10 |

NEW

NEW

NEW

NEW

| | | | | |
|-----------|--------------------|---------------------|---------|--------|
| 114-732NL | 1/2" x 3/8" x 3/8" | F1807 PEX x OD x OD | T-598NL | 120/20 |
| 114-733NL | 1/2" x 3/8" x 1/4" | F1807 PEX x OD x OD | T-598NL | 120/20 |

| | | | | |
|-----------|--------------------|---------------------|---------|--------|
| 114-734NL | 1/2" x 3/8" x 3/8" | F1960 PEX x OD x OD | T-598NL | 120/20 |
| 114-735NL | 1/2" x 3/8" x 1/4" | F1960 PEX x OD x OD | T-598NL | 120/20 |

SUPPLY STOPS - TRADITIONAL STYLE

Multi-Turn Angle Valve

No lead forged brass
ISO 9002, 110 CWP
ANSI/NSF 61-G



CPVC x OD
T-581NL



OD x OD
T-581NL

| | | | | |
|-----------|-------------|-----------|-----------------|--------|
| 114-101NL | 3/8" x 3/8" | OD x OD | T-581NL (CR-1B) | 200/10 |
| 114-102NL | 3/8" x 3/8" | FNPT x OD | T-581NL (R-15) | 200/10 |
| 114-103NL | 1/2" x 3/8" | FNPT x OD | T-581NL (R-17) | 200/10 |
| 114-104NL | 5/8" x 3/8" | OD x OD | T-581NL (CR-19) | 200/10 |
| 114-107NL | 1/2" x 3/8" | CPVC x OD | T-581NL (R-19) | 200/10 |



SUPPLY STOPS - TRADITIONAL STYLE

Multi-Turn Angle Valve cont.

No lead forged brass
 ISO 9002, 110 CWP
 ANSI/NSF 61-G



PEX x OD
 T-581PNL



Sweat x OD
 S-581ETNL



Sweat x OD
 S-581RBNL



OD x OD
 T-581RBNL



OD x OD
 T-581PBNL



OD x SJ
 T-583NL



Sweat x OD
 S-581LSNL

Multi-Turn Straight Valve

No lead forged brass
 ISO 9002, 110 CWP
 ANSI/NSF 61 G



PEX x OD
 T-591PNL



CPVC x OD
 T-582NL

| Part No. | Size | Configuration | Model No. | Cs/Ct |
|---|-------------|-----------------|--------------------|--------|
| 114-113NL | 1/2" x 3/8" | Sweat x OD | S-581NL (R-19) | 200/10 |
| 114-109NL | 1/2" x 3/8" | PEX x OD | T-581PNL | 200/10 |
| Icemaker Valve | | | | |
| 114-116NL | 5/8" x 1/4" | OD x OD | T-581NL (CR-09) | 200/10 |
| With 5" Extension Tube & Bell Escutcheon | | | | |
| 114-115NL | 1/2" x 3/8" | Sweat x OD | S-581ETNL (CS-40B) | 100/10 |
| Rough Brass Stops | | | | |
| 114-153NL | 1/2" x 3/8" | FNPT x OD | T-581RBNL (R-17R) | 200/10 |
| 114-154NL | 5/8" x 3/8" | OD x OD | T-581RBNL (CR19R) | 200/10 |
| 114-163NL | 1/2" x 3/8" | Sweat x OD | S-581RBNL (R19R) | 200/10 |
| Polished Brass | | | | |
| 114-304NL | 5/8" x 3/8" | OD x OD | T-581PBNL | 200/10 |
| 1/2" OD Outlet | | | | |
| 114-123NL | 1/2" x 1/2" | FNPT x OD | T-581NL (R-37) | 200/10 |
| 114-124NL | 5/8" x 1/2" | OD x OD (CR-39) | T-581NL (CR-39) | 200/10 |
| 114-126NL | 1/2" x 1/2" | Sweat x OD | S-581NL (R-39) | 200/10 |
| Slip Joint Outlet 1/2" or 7/16" OD | | | | |
| 114-133NL | 1/2" | FNPT x SJ | T-583NL | 200/10 |
| 114-134NL | 5/8" | OD x SJ | T-583NL (3341) | 200/10 |
| 114-136NL | 1/2" | Sweat x SJ | S-583NL (3321) | 200/10 |
| With Lockshield | | | | |
| 114-143NL | 1/2" x 3/8" | FNPT x OD | T-581LSNL | 200/10 |
| 114-144NL | 5/8" x 3/8" | OD x OD | T-581LSNL | 200/10 |
| 114-146NL | 1/2" x 3/8" | Sweat x OD | S-581LSNL | 200/10 |
| 114-200NL | 1/4" x 1/4" | OD x OD | T-582NL | 200/10 |
| 114-201NL | 3/8" x 3/8" | OD x OD | T-582NL (CR-11) | 200/10 |
| 114-202NL | 3/8" x 3/8" | FNPT x OD | T-582NL (R-10) | 200/10 |
| 114-203NL | 1/2" x 3/8" | FNPT x OD | T-582NL (R-12) | 200/10 |
| 114-204NL | 5/8" x 3/8" | OD x OD | T-582NL (CR-14) | 200/10 |
| 114-207NL | 1/2" x 3/8" | CPVC x OD | T-582NL (PR-14) | 200/10 |
| 114-209NL | 1/2" x 3/8" | PEX x OD | T-582PNL | 200/10 |
| 114-513NL | 1/2" x 1/2" | PEX x PEX | T-591PNL | 200/10 |
| 114-213NL | 1/2" x 3/8" | Sweat x OD | S-582NL (R-14) | 200/10 |

GATE, CHECK, LOW PRESSURE VALVES & Y-STRAINERS

SUPPLY STOPS - TRADITIONAL STYLE

Multi-Turn Straight Valve

No lead forged brass
ISO 9002, 110 CWVP
ANSI/NSF 61 G



Sweat x OD
S-582ETNL



OD x OD
T-582NL



FNPT x SJ
T-584NL

| Part No. | Size | Configuration | Model No. | Cs/Ct |
|----------|------|---------------|-----------|-------|
|----------|------|---------------|-----------|-------|

With 5" Extension Tube & Bell Escutcheon

| | | | | |
|-----------|-------------|------------|--------------------|--------|
| 114-215NL | 1/2" x 3/8" | Sweat x OD | S-582ETNL (CS-41B) | 100/10 |
|-----------|-------------|------------|--------------------|--------|

1/2" OD Outlet

| | | | | |
|-----------|-------------|------------|-----------------|--------|
| 114-231NL | 1/2" x 1/2" | OD x OD | T-582NL (CR-3A) | 200/10 |
| 114-233NL | 1/2" x 1/2" | FNPT x OD | T-582NL (CR-3C) | 200/10 |
| 114-234NL | 5/8" x 1/2" | OD x OD | T-582NL (CR-34) | 200/10 |
| 114-236NL | 1/2" x 1/2" | Sweat x OD | S-582NL (R-34) | 200/10 |

Slip Joint Outlet 1/2" Or 7/16" OD

| | | | | |
|-----------|------|------------|----------------|--------|
| 114-253NL | 1/2" | FNPT x SJ | T-584NL (3305) | 200/10 |
| 114-254NL | 5/8" | OD x SJ | T-584NL (3345) | 200/10 |
| 114-256NL | 1/2" | Sweat x SJ | S-584NL (3321) | 200/10 |

Multi-Turn Dual Outlet Valve

Traditional & no lead forged brass
ISO 9002, 110 CWVP
ANSI/NSF 61-G



FNPT x OD x OD
T-587NL



OD x OD x OD
T-587NL

| | | | | |
|-----------|--------------------|----------------|------------------|--------|
| 114-402NL | 3/8" x 3/8" x 3/8" | FNPT x OD x OD | T-587NL (R1501) | 200/10 |
| 114-403NL | 1/2" x 3/8" x 3/8" | FNPT x OD x OD | T-587NL (R1701) | 200/10 |
| 114-404NL | 5/8" x 3/8" x 3/8" | OD x OD x OD | T-587NL (CR1901) | 200/10 |
| 114-413NL | 1/2" x 3/8" x 1/2" | FNPT x OD x OD | T-587NL (R1703R) | 200/10 |
| 114-423NL | 1/2" x 3/8" x 1/4" | FNPT x OD x OD | T-587NL (R1700) | 200/10 |
| 114-424NL | 5/8" x 3/8" x 1/4" | OD x OD x OD | T-587NL (CR1900) | 200/10 |
| 114-406NL | 1/2" x 3/8" x 3/8" | PEX x OD x OD | T-587PNL | 200/10 |

Did you know? Legend allows you to return non-obsolete materials without a restocking charge.



GATE - CHECK, LOW PRESSURE VALVES & Y-STRAINERS

Downstream Thinking guarantees you
the right product at the right time.

PVC BUTTERFLY VALVES

Wafer Type PVC Butterfly Valve

ISO 9002
150 psi @ 73°F w/ EPDM seat and O-rings
Naturally lead free



| Part No. | Size | Configuration | Model No. | Cs/Ct |
|---------------------------------|--------|---------------|-----------|-------|
| 7- Position Lever Handle | | | | |
| 201-263 | 2" | Flanged | S-650 | 2/1 |
| 201-264 | 2-1/2" | Flanged | S-650 | 4/2 |
| 201-265 | 3" | Flanged | S-650 | 4/1 |
| 201-266 | 4" | Flanged | S-650 | 4/1 |
| 201-268 | 6" | Flanged | S-650 | 4/1 |
| 201-269 | 8" | Flanged | S-650 | 1/1 |
| Gear Operator | | | | |
| 201-270 | 8" | Flanged | S-651 | 1/1 |
| 201-271 | 10" | Flanged | S-651 | 1/1 |
| 201-272 | 12" | Flanged | S-651 | 1/1 |

PVC BALL VALVES

Grey PVC Flanged True Union Ball Valve

ISO 9002, 150 psi @ 73°F
Naturally lead free



| | | | | |
|---------|--------|---------|-------|------|
| 201-233 | 1/2" | Flanged | S-643 | 24/1 |
| 201-234 | 3/4" | Flanged | S-643 | 24/1 |
| 201-235 | 1" | Flanged | S-643 | 12/1 |
| 201-236 | 1-1/4" | Flanged | S-643 | 12/1 |
| 201-237 | 1-1/2" | Flanged | S-643 | 12/1 |
| 201-238 | 2" | Flanged | S-643 | 12/1 |
| 201-239 | 2-1/2" | Flanged | S-643 | 4/1 |
| 201-240 | 3" | Flanged | S-643 | 2/1 |
| 201-241 | 4" | Flanged | S-643 | 1/1 |

Grey PVC True Union Ball Valve

ISO 9002, 150 psi @ 73°F
With both solvent and threaded adapters (1/2" - 2")
Naturally lead free



| | | | | |
|---------|--------|----------------|---------|------|
| 201-203 | 1/2" | FNPT / Solvent | T/S-603 | 48/1 |
| 201-204 | 3/4" | FNPT / Solvent | T/S-603 | 36/1 |
| 201-205 | 1" | FNPT / Solvent | T/S-603 | 24/1 |
| 201-206 | 1-1/4" | FNPT / Solvent | T/S-603 | 24/1 |
| 201-207 | 1-1/2" | FNPT / Solvent | T/S-603 | 24/1 |
| 201-208 | 2" | FNPT / Solvent | T/S-603 | 12/1 |

With solvents Ends Only

| | | | | |
|---------|--------|---------|-------|-----|
| 201-209 | 2-1/2" | Solvent | S-603 | 6/1 |
| 201-210 | 3" | Solvent | S-603 | 6/1 |
| 201-211 | 4" | Solvent | S-603 | 1/1 |

FNPT Adapters

| | | | | |
|---------|-------------|------|-------|-----|
| 201-229 | Fits 2-1/2" | FNPT | S-603 | 1/1 |
| 201-230 | Fits 3" | FNPT | S-603 | 1/1 |
| 201-231 | Fits 4" | FNPT | S-603 | 1/1 |



Threaded adapters sold as individual pieces.

THERMOPLASTIC VALVES

PVC BALL VALVES

Grey PVC True Union Ball Valve

ISO 9002, 150 psi @ 73°F
 With both solvent and threaded adapters (1/2" - 2")
 Naturally lead free



| Part No. | Size | Configuration | Model No. | Cs/Ct |
|--|--------|----------------|-----------|-------|
| With Both End Adapters - Viton O-Rings Design | | | | |
| 201-183 | 1/2" | FNPT / Solvent | T/S-603V | 48/1 |
| 201-184 | 3/4" | FNPT / Solvent | T/S-603V | 36/1 |
| 201-185 | 1" | FNPT / Solvent | T/S-603V | 24/1 |
| 201-186 | 1-1/4" | FNPT / Solvent | T/S-603V | 24/1 |
| 201-187 | 1-1/2" | FNPT / Solvent | T/S-603V | 24/1 |
| 201-188 | 2" | FNPT / Solvent | T/S-603V | 12/1 |

Grey PVC Single Union Ball Valve

ISO 9002, 150 CWP
 Naturally lead free



| | | | | |
|---------|--------|-------------------|-------|------|
| 201-243 | 1/2" | FNPT x FNPT | T-645 | 48/1 |
| 201-244 | 3/4" | FNPT x FNPT | T-645 | 36/1 |
| 201-245 | 1" | FNPT x FNPT | T-645 | 24/1 |
| 201-246 | 1-1/4" | FNPT x FNPT | T-645 | 24/1 |
| 201-247 | 1-1/2" | FNPT x FNPT | T-645 | 24/1 |
| 201-248 | 2" | FNPT x FNPT | T-645 | 12/1 |
| 201-253 | 1/2" | Solvent x Solvent | S-645 | 48/1 |
| 201-254 | 3/4" | Solvent x Solvent | S-645 | 36/1 |
| 201-255 | 1" | Solvent x Solvent | S-645 | 24/1 |
| 201-256 | 1-1/4" | Solvent x Solvent | S-645 | 24/1 |
| 201-257 | 1-1/2" | Solvent x Solvent | S-645 | 24/1 |
| 201-258 | 2" | Solvent x Solvent | S-645 | 12/1 |

Grey PVC Compact Ball Valve

ISO 9002, 150 psi @ 73°F
 NSF Listed (1/2" - 2")
 Teflon seats, for schedule 80 use
 Naturally lead free



| | | | | |
|---------|--------|-------------------|-------|-------|
| 201-423 | 1/2" | FNPT x FNPT | T-602 | 100/1 |
| 201-424 | 3/4" | FNPT x FNPT | T-602 | 100/1 |
| 201-425 | 1" | FNPT x FNPT | T-602 | 100/1 |
| 201-426 | 1-1/4" | FNPT x FNPT | T-602 | 100/1 |
| 201-427 | 1-1/2" | FNPT x FNPT | T-602 | 48/1 |
| 201-428 | 2" | FNPT x FNPT | T-602 | 24/1 |
| 201-433 | 1/2" | Solvent x Solvent | S-602 | 100/1 |
| 201-434 | 3/4" | Solvent x Solvent | S-602 | 100/1 |
| 201-435 | 1" | Solvent x Solvent | S-602 | 100/1 |
| 201-436 | 1-1/4" | Solvent x Solvent | S-602 | 100/1 |
| 201-437 | 1-1/2" | Solvent x Solvent | S-602 | 48/1 |
| 201-438 | 2" | Solvent x Solvent | S-602 | 24/1 |

Two-Piece E-Z Turn Valves



| | | | | |
|---------|--------|-------------------|---------|------|
| 201-439 | 2-1/2" | Solvent x Solvent | S-602EZ | 12/1 |
| 201-440 | 3" | Solvent x Solvent | S-602EZ | 8/1 |
| 201-441 | 4" | Solvent x Solvent | S-602EZ | 2/1 |

PVC BALL VALVES

PVC Compact Ball Valve

ISO 9002, 150 psi @ 73°F
NSF Listed (T/S-600)
With EPDM seats, fits schedule 40 or 80 pipe
Naturally lead free



| Part No. | Size | Configuration | Model No. | Cs/Ct |
|----------------------------------|---------------------|-------------------|-----------|--------|
| 201-443 | 1/2" | FNPT x FNPT | T-600 | 100/1 |
| 201-444 | 3/4" | FNPT x FNPT | T-600 | 100/1 |
| 201-445 | 1" | FNPT x FNPT | T-600 | 100/1 |
| 201-446 | 1-1/4" | FNPT x FNPT | T-600 | 100/1 |
| 201-447 | 1-1/2" | FNPT x FNPT | T-600 | 48/1 |
| 201-448 | 2" | FNPT x FNPT | T-600 | 24/1 |
| 201-453 | 1/2" | Solvent x Solvent | S-600 | 100/1 |
| 201-454 | 3/4" | Solvent x Solvent | S-600 | 100/1 |
| 201-455 | 1" | Solvent x Solvent | S-600 | 100/1 |
| 201-456 | 1-1/4" | Solvent x Solvent | S-600 | 100/1 |
| 201-457 | 1-1/2" | Solvent x Solvent | S-600 | 48/1 |
| 201-458 | 2" | Solvent x Solvent | S-600 | 24/1 |
| 201-301 | 1/4" | FNPT x FNPT | T-601 | 100/10 |
| 201-303 | 1/2" | FNPT x FNPT | T-601 | 100/1 |
| 201-304 | 3/4" | FNPT x FNPT | T-601 | 100/1 |
| 201-305 | 1" | FNPT x FNPT | T-601 | 100/1 |
| 201-306 | 1-1/4" | FNPT x FNPT | T-601 | 100/1 |
| 201-307 | 1-1/2" | FNPT x FNPT | T-601 | 48/1 |
| 201-308 | 2" | FNPT x FNPT | T-601 | 24/1 |
| 201-309 | 2-1/2" Lever Handle | FNPT x FNPT | T-601 | 12/1 |
| 201-310 | 3" Lever Handle | FNPT x FNPT | T-601 | 12/1 |
| 201-311 | 4" Lever Handle | FNPT x FNPT | T-601 | 6/1 |
| 201-403 | 1/2" | Solvent x Solvent | S-601 | 100/1 |
| 201-404 | 3/4" | Solvent x Solvent | S-601 | 100/1 |
| 201-405 | 1" | Solvent x Solvent | S-601 | 100/1 |
| 201-406 | 1-1/4" | Solvent x Solvent | S-601 | 100/1 |
| 201-407 | 1-1/2" | Solvent x Solvent | S-601 | 100/1 |
| 201-408 | 2" | Solvent x Solvent | S-601 | 24/1 |
| 201-409 | 2-1/2" Lever Handle | Solvent x Solvent | S-601 | 12/1 |
| 201-410 | 3" Lever Handle | Solvent x Solvent | S-601 | 12/1 |
| 201-411 | 4" Lever Handle | Solvent x Solvent | S-601 | 6/1 |
| Two-Piece E-Z Turn Valves | | | | |
| 201-417 | 2-1/2" | Solvent x Solvent | S-601EZ | 12/1 |
| 201-418 | 3" | Solvent x Solvent | S-601EZ | 8/1 |
| 201-419 | 4" | Solvent x Solvent | S-601EZ | 2/1 |

THERMOPLASTIC VALVES

PVC BALL VALVES

ABS Compact Ball Valve - Black

ISO 9002, 150 psi @ 73°F



S-608

| Part No. | Size | Configuration | Model No. | Cs/Ct |
|----------|--------|-------------------|-----------|-------|
| 201-467 | 1-1/2" | Solvent x Solvent | S-608 | 48/1 |

PVC CHECK VALVES

Grey PVC Ball Check Valve

ISO 9002, 150 psi @ 73°F
 Naturally lead free



T-655

| | | | | |
|---------|--------|-------------------|-------|-------|
| 201-273 | 1/2" | FNPT x FNPT | T-655 | 150/1 |
| 201-274 | 3/4" | FNPT x FNPT | T-655 | 100/1 |
| 201-275 | 1" | FNPT x FNPT | T-655 | 50/1 |
| 201-277 | 1-1/2" | FNPT x FNPT | T-655 | 24/1 |
| 201-278 | 2" | FNPT x FNPT | T-655 | 12/1 |
| 201-283 | 1/2" | Solvent x Solvent | S-655 | 150/1 |
| 201-284 | 3/4" | Solvent x Solvent | S-655 | 100/1 |
| 201-285 | 1" | Solvent x Solvent | S-655 | 50/1 |
| 201-287 | 1-1/2" | Solvent x Solvent | S-655 | 24/1 |
| 201-288 | 2" | Solvent x Solvent | S-655 | 12/1 |

Grey PVC Foot Valve Screen

Naturally lead free



Screen

| | | | |
|---------|--------------------------|-------------------|-----|
| 201-293 | Fits 1/2" T/S-655 only | Foot Valve Screen | 1/1 |
| 201-294 | Fits 3/4" T/S-655 only | Foot Valve Screen | 1/1 |
| 201-295 | Fits 1" T/S-655 only | Foot Valve Screen | 1/1 |
| 201-297 | Fits 1-1/2" T/S-655 only | Foot Valve Screen | 1/1 |
| 201-298 | Fits 2" T/S-655 only | Foot Valve Screen | 1/1 |

Changes T/S-655 ball check into foot valve

PVC In-Line Check Valve

ISO 9002, 150 psi @ 73°F
 1/2 psi cracking pressure
 304 SS Spring
 Naturally lead free



T-611

| | | | | |
|---------|--------|-------------------|-------|-------|
| 203-103 | 1/2" | FNPT x FNPT | T-611 | 120/1 |
| 203-104 | 3/4" | FNPT x FNPT | T-611 | 120/1 |
| 203-105 | 1" | FNPT x FNPT | T-611 | 80/1 |
| 203-106 | 1-1/4" | FNPT x FNPT | T-611 | 60/1 |
| 203-107 | 1-1/2" | FNPT x FNPT | T-611 | 60/1 |
| 203-108 | 2" | FNPT x FNPT | T-611 | 40/1 |
| 203-203 | 1/2" | Solvent x Solvent | S-611 | 120/1 |
| 203-204 | 3/4" | Solvent x Solvent | S-611 | 120/1 |
| 203-205 | 1" | Solvent x Solvent | S-611 | 80/1 |
| 203-206 | 1-1/4" | Solvent x Solvent | S-611 | 60/1 |
| 203-207 | 1-1/2" | Solvent x Solvent | S-611 | 60/1 |
| 203-208 | 2" | Solvent x Solvent | S-611 | 40/1 |

BACKWATER VALVES

Backwater Valve

ISO 9002



S-640



S-641



S-660

| Part No. | Size | Configuration | Model No. | Cs/Ct |
|-------------------------------|--------|---------------|-----------|-------|
| PVC Backwater Valve | | | | |
| 202-251 | 1-1/2" | Solvent | S-640 | 48/1 |
| 202-252 | 2" | Solvent | S-640 | 48/1 |
| 202-253 | 3" | Solvent | S-640 | 18/1 |
| 202-254 | 4" | Solvent | S-640 | 12/1 |
| 202-255 | 6" | Solvent | S-640 | 2/1 |
| With 16" Access Sleeve | | | | |
| 202-262 | 2" | Solvent | S-641 | 4/1 |
| 202-263 | 3" | Solvent | S-641 | 1/1 |
| 202-264 | 4" | Solvent | S-641 | 1/1 |
| ABS Backwater Valve | | | | |
| 202-273 | 3" | Solvent | S-660 | 18/1 |
| 202-274 | 4" | Solvent | S-660 | 12/1 |
| With 16" Access Sleeve | | | | |
| 202-283 | 3" | Solvent | S-661 | 1/1 |
| 202-284 | 4" | Solvent | S-661 | 1/1 |

SUMP PUMP CHECK VALVES

Sump Pump Swing Check Valve

S-613: 25 psi @ 130°F
All other models: 150 psi @ 73°F



S-613



S-614



S-672



S-670

| | | | | |
|--|-----------------|----------------|-------|-------|
| Full Flow - Stainless Steel Clamps | | | | |
| 203-227 | 1-1/4" - 1-1/2" | | S-613 | 60/10 |
| 203-228 | 2" | | S-613 | 48/6 |
| Body Only | | | | |
| 203-230 | 1-1/4" - 1-1/2" | | | 90/15 |
| PVC Compression Swing Check Valves | | | | |
| 203-237 | 1-1/4" - 1-1/2" | Comp | S-614 | 64/8 |
| 203-238 | 2" | Comp | S-614 | 16/4 |
| PVC Check / Ball Combination Valves | | | | |
| 203-257 | 1-1/2" | Solvent x Comp | S-670 | 24/4 |
| 203-258 | 2" | Solvent x Comp | S-670 | 12/1 |
| PVC True Union Swing Check Valves | | | | |
| 203-247 | 1-1/2" | Solvent | S-672 | 32/4 |
| 203-248 | 2" | Solvent | S-672 | 16/4 |

CPVC BALL VALVES

CPVC Compact Ball Valve

ISO 9002, 150 psi @ 73°F
 NSF listed
 Naturally lead free



| Part No. | Size | Configuration | Model No. | Cs/Ct |
|--|--------|-------------------|-----------|--------|
| Copper Tube Size - Bone color | | | | |
| 202-403* | 1/2" | Solvent x Solvent | S-605 | 100/10 |
| 202-404* | 3/4" | Solvent x Solvent | S-605 | 100/5 |
| 202-405* | 1" | Solvent x Solvent | S-605 | 100/1 |
| 202-406 | 1-1/4" | Solvent x Solvent | S-605 | 100/1 |
| 202-407 | 1-1/2" | Solvent x Solvent | S-605 | 48/1 |
| 202-408 | 2" | Solvent x Solvent | S-605 | 24/1 |
| <i>*Full Port Design</i> | | | | |
| With Drain | | | | |
| 202-423 | 1/2" | Solvent x Solvent | S-606 | 100/10 |
| 202-424 | 3/4" | Solvent x Solvent | S-606 | 100/5 |
| 202-425 | 1" | Solvent x Solvent | S-606 | 100/1 |
| For Schedule 80 Pipe - Grey color | | | | |
| 202-413 | 1/2" | Solvent x Solvent | S-607 | 100/1 |
| 202-414 | 3/4" | Solvent x Solvent | S-607 | 100/1 |
| 202-415 | 1" | Solvent x Solvent | S-607 | 100/1 |
| 202-416 | 1-1/4" | Solvent x Solvent | S-607 | 100/1 |
| 202-417 | 1-1/2" | Solvent x Solvent | S-607 | 48/1 |
| 202-418 | 2" | Solvent x Solvent | S-607 | 24/1 |

THERMOPLASTIC VALVES

PLASTIC LOW PRESSURE VALVES

Plastic Low Pressure Valve

125 CWP
 Naturally lead free



CPVC Stop Valves

| | | | | |
|---------|------|-------------------|-------|--------|
| 202-503 | 1/2" | Solvent x Solvent | S-615 | 108/12 |
| 202-504 | 3/4" | Solvent x Solvent | S-615 | 108/12 |

CPVC Stop & Waste Valves

| | | | | |
|---------|------|-------------------|-------|--------|
| 202-513 | 1/2" | Solvent x Solvent | S-617 | 108/12 |
| 202-514 | 3/4" | Solvent x Solvent | S-617 | 108/12 |

CPVC Boiler Drains

| | | | | |
|---------|------|-------------------|-------|--------|
| 202-523 | 1/2" | Solvent x Solvent | S-619 | 108/12 |
| 202-524 | 3/4" | Solvent x Solvent | S-619 | 108/12 |

PVC Stop Valves

| | | | | |
|---------|------|-------------------|-------|--------|
| 202-533 | 1/2" | Solvent x Solvent | S-621 | 108/12 |
| 202-534 | 3/4" | Solvent x Solvent | S-621 | 108/12 |

PVC Stop & Waste Valves

| | | | | |
|---------|------|-------------------|-------|--------|
| 202-535 | 1/2" | Solvent x Solvent | S-622 | 108/12 |
| 202-536 | 3/4" | Solvent x Solvent | S-622 | 108/12 |

Celcon® Stop Valves

| | | | | |
|---------|------|-------------|-------|--------|
| 202-543 | 1/2" | FNPT x FNPT | T-623 | 108/12 |
| 202-544 | 3/4" | FNPT x FNPT | T-623 | 108/12 |

PLASTIC LOW PRESSURE VALVES

Plastic Low Pressure Valve

125 CWP
Naturally lead free



| Part No. | Size | Configuration | Model No. | Cs/Ct |
|--|------|---------------|-----------|--------|
| Celcon® Stop & Waste Valves | | | | |
| 202-545 | 1/2" | FNPT x FNPT | T-624 | 108/12 |
| 202-546 | 3/4" | FNPT x FNPT | T-624 | 108/12 |
| Celcon® Boiler Drain Valves | | | | |
| 202-553 | 1/2" | MNPT | T-625 | 108/12 |
| 202-554 | 3/4" | MNPT | T-625 | 108/12 |
| Celcon® Boiler Drain Valves | | | | |
| 202-555 | 1/2" | FNPT | T-626 | 108/12 |
| 202-556 | 3/4" | FNPT | T-626 | 108/12 |
| Celcon® Hose Bibbs | | | | |
| 202-563 | 1/2" | MNPT | T-627 | 108/12 |
| 202-564 | 3/4" | MNPT | T-627 | 108/12 |
| Celcon® Sillcocks | | | | |
| 202-573 | 1/2" | FNPT | T-628 | 108/12 |
| 202-574 | 3/4" | FNPT | T-628 | 108/12 |

Celcon® is a registered trademark of the Celanese Corp.

PVC & CPVC UNIONS

Thermoplastic Union

ISO 9002, 150 psi @ 73°F
NSF Listed
Naturally lead free



PVC Schedule 80 Union

PVC Schedule 80 Unions

| | | | |
|---------|--------|-------------------|--------|
| 204-173 | 1/2" | Solvent x Solvent | 288/36 |
| 204-174 | 3/4" | Solvent x Solvent | 144/24 |
| 204-175 | 1" | Solvent x Solvent | 96/12 |
| 204-176 | 1-1/4" | Solvent x Solvent | 96/12 |
| 204-177 | 1-1/2" | Solvent x Solvent | 64/8 |
| 204-178 | 2" | Solvent x Solvent | 48/4 |
| 204-180 | 3" | Solvent x Solvent | 2/1 |

ISO 9002, 150 psi @ 73°F
Naturally lead free



PVC Schedule 40 Union

PVC Schedule 40 Unions

| | | | |
|---------|--------|-------------------|--------|
| 204-193 | 1/2" | Solvent x Solvent | 288/36 |
| 204-194 | 3/4" | Solvent x Solvent | 144/24 |
| 204-195 | 1" | Solvent x Solvent | 96/12 |
| 204-196 | 1-1/4" | Solvent x Solvent | 96/12 |
| 204-197 | 1-1/2" | Solvent x Solvent | 64/8 |
| 204-198 | 2" | Solvent x Solvent | 48/4 |

ISO 9002, 150 psi @ 73°F
NSF Listed



CPVC Union

CPVC Union

| | | | |
|---------|------|-------------------|--------|
| 204-133 | 1/2" | Solvent x Solvent | 288/36 |
| 204-134 | 3/4" | Solvent x Solvent | 288/36 |

THERMOPLASTIC VALVES

PVC & CPVC UNIONS

Thermoplastic Adapter

150 psi @ 73°F
Naturally lead free



PVC Male Adapter

| Part No. | Size | Configuration | Model No. | Cs/Ct |
|----------|------|---------------|-----------|-------|
|----------|------|---------------|-----------|-------|

PVC Male Adapters

| | | | | |
|---------|------|------|--|------|
| 204-214 | 3/4" | MNPT | | 18/1 |
| 204-216 | 1" | MNPT | | 25/1 |

150 psi @ 73°F



PVC Spigot Adapter

PVC Spigot Adapters

| | | | | |
|---------|------|--------|--|------|
| 204-234 | 3/4" | Spigot | | 18/1 |
| 204-235 | 1" | Spigot | | 18/1 |

Thermoplastic Valves

Did you know? Legend allows you to return non-obsolete materials without a restocking charge.

CAST IRON VALVES

OS & Y Gate Valve

200 CWP, 125 WSP, Class 125
IBBM design
Meets MSS SP-70



| Part No. | Size | Configuration | Model No. | Cs/Ct |
|----------|--------|---------------|-----------|-------|
| 116-121 | 2" | Flanged | T-303 | 1/1 |
| 116-122 | 2-1/2" | Flanged | T-303 | 1/1 |
| 116-123 | 3" | Flanged | T-303 | 1/1 |
| 116-124 | 4" | Flanged | T-303 | 1/1 |
| 116-125 | 5" | Flanged | T-303 | 1/1 |
| 116-126 | 6" | Flanged | T-303 | 1/1 |
| 116-127 | 8" | Flanged | T-303 | 1/1 |
| 116-128 | 10" | Flanged | T-303 | 1/1 |
| 116-129 | 12" | Flanged | T-303 | 1/1 |

Non-Rising Stem Gate Valve

200 CWP, 125 WSP, Class 125
IBBM design
Meets MSS SP-70



| | | | | |
|---------|--------|---------|-------|-----|
| 116-101 | 2" | Flanged | T-301 | 1/1 |
| 116-102 | 2-1/2" | Flanged | T-301 | 1/1 |
| 116-103 | 3" | Flanged | T-301 | 1/1 |
| 116-104 | 4" | Flanged | T-301 | 1/1 |
| 116-105 | 5" | Flanged | T-301 | 1/1 |
| 116-106 | 6" | Flanged | T-301 | 1/1 |
| 116-107 | 8" | Flanged | T-301 | 1/1 |
| 116-108 | 10" | Flanged | T-301 | 1/1 |
| 116-109 | 12" | Flanged | T-301 | 1/1 |

Swing Check Valve

200 CWP, 125 WSP, Class 125
IBBM design
Meets MSS SP-71



304 Stainless Steel 1/16" Perforated Strainer

| | | | | |
|---------|--------|---------|-------|-----|
| 116-201 | 2" | Flanged | T-311 | 1/1 |
| 116-202 | 2-1/2" | Flanged | T-311 | 1/1 |
| 116-203 | 3" | Flanged | T-311 | 1/1 |
| 116-204 | 4" | Flanged | T-311 | 1/1 |
| 116-205 | 5" | Flanged | T-311 | 1/1 |
| 116-206 | 6" | Flanged | T-311 | 1/1 |
| 116-207 | 8" | Flanged | T-311 | 1/1 |

Flanged Cast Iron Y- Strainer

200 CWP, 125 WSP, Class 125
Closure plug included



304 Stainless Steel 1/16" Perforated Strainer

| | | | | |
|---------|--------|---------|------|-----|
| 105-611 | 2" | Flanged | T-19 | 1/1 |
| 105-612 | 2-1/2" | Flanged | T-19 | 1/1 |
| 105-613 | 3" | Flanged | T-19 | 1/1 |
| 105-614 | 4" | Flanged | T-19 | 1/1 |

304 Stainless Steel 1/8" Perforated Strainer

| | | | | |
|---------|----|---------|------|-----|
| 105-615 | 5" | Flanged | T-19 | 1/1 |
| 105-616 | 6" | Flanged | T-19 | 1/1 |
| 105-617 | 8" | Flanged | T-19 | 1/1 |

Cast & ductile iron valves full freight allowance is \$2500 net

DUCTILE IRON WAFER CHECK VALVES**Wafer Check Valve Bronze Disc**

200 CWP, 200°F max temp
Ductile iron body
Twin disc silent check valve
Aluminum bronze disc, EPDM seat,
Spring actuated
ANSI B16.1, API 594



T-312

| Part No. | Size | Configuration | Model No. | Cs/Ct |
|----------|--------|---------------|-----------|-------|
| 116-221 | 2" | Wafer | T-312 | 1/1 |
| 116-222 | 2-1/2" | Wafer | T-312 | 1/1 |
| 116-223 | 3" | Wafer | T-312 | 1/1 |
| 116-224 | 4" | Wafer | T-312 | 1/1 |
| 116-225 | 5" | Wafer | T-312 | 1/1 |
| 116-226 | 6" | Wafer | T-312 | 1/1 |
| 116-227 | 8" | Wafer | T-312 | 1/1 |
| 116-228 | 10" | Wafer | T-312 | 1/1 |
| 116-229 | 12" | Wafer | T-312 | 1/1 |

Wafer Check Valve, Stainless Steel Disc

200 CWP, 200°F max temp
Ductile iron body
Twin disc silent check valve
Stainless steel bronze disc, EPDM seat,
Spring actuated
ANSI B16.1, API 594

T-312 Stainless
Steel Disc

| | | | | |
|---------|--------|-------|---------------|------|
| 116-231 | 2" | Wafer | T-312 SS Disc | 18/1 |
| 116-232 | 2-1/2" | Wafer | T-312 SS Disc | 12/1 |
| 116-233 | 3" | Wafer | T-312 SS Disc | 6/1 |
| 116-234 | 4" | Wafer | T-312 SS Disc | 4/1 |
| 116-235 | 5" | Wafer | T-312 SS Disc | 1/1 |
| 116-236 | 6" | Wafer | T-312 SS Disc | 1/1 |
| 116-237 | 8" | Wafer | T-312 SS Disc | 1/1 |
| 116-238 | 10" | Wafer | T-312 SS Disc | 1/1 |
| 116-239 | 12" | Wafer | T-312 SS Disc | 1/1 |

Wafer Check Valve, Ductile Iron Disc

200 CWP, 200°F max temp
Ductile iron body
Twin disc silent check valve
Ductile iron bronze disc, EPDM seat,
Spring actuated
ANSI B16.1, API 594



T-312 Ductile Iron Disc

| | | | | |
|---------|--------|-------|--------------------|------|
| 116-241 | 2" | Wafer | T-312 Ductile Iron | 18/1 |
| 116-242 | 2-1/2" | Wafer | T-312 Ductile Iron | 12/1 |
| 116-243 | 3" | Wafer | T-312 Ductile Iron | 6/1 |
| 116-244 | 4" | Wafer | T-312 Ductile Iron | 4/1 |
| 116-245 | 5" | Wafer | T-312 Ductile Iron | 1/1 |
| 116-246 | 6" | Wafer | T-312 Ductile Iron | 1/1 |
| 116-247 | 8" | Wafer | T-312 Ductile Iron | 1/1 |
| 116-248 | 10" | Wafer | T-312 Ductile Iron | 1/1 |
| 116-249 | 12" | Wafer | T-312 Ductile Iron | 1/1 |

DUCTILE IRON BUTTERFLY VALVES**Wafer Type Aluminum Bronze Disc****EPDM Seat**

ISO 9002, 200 CWP, 125 WSP
Meets API 609, EN 593,
MSS SP-67, & AWWA C504
Ductile iron body &
aluminum bronze disc
416 SS Stem



T-335AB

Lever Handle - 10 Position

| | | | | |
|---------|--------|-------|---------|-----|
| 116-401 | 2" | Wafer | T-335AB | 1/1 |
| 116-402 | 2-1/2" | Wafer | T-335AB | 1/1 |
| 116-403 | 3" | Wafer | T-335AB | 1/1 |
| 116-404 | 4" | Wafer | T-335AB | 1/1 |
| 116-405 | 5" | Wafer | T-335AB | 1/1 |
| 116-406 | 6" | Wafer | T-335AB | 1/1 |
| 116-407 | 8" | Wafer | T-335AB | 1/1 |
| 116-408 | 10" | Wafer | T-335AB | 1/1 |
| 116-409 | 12" | Wafer | T-335AB | 1/1 |

Cast & ductile iron valves full freight allowance is \$2500 net

DUCTILE IRON BUTTERFLY VALVES

Wafer Type Aluminum Bronze Disc

EPDM Seat

ISO 9002, 200 CWP, 125 WSP
Meets API 609, EN 593,
MSS SP-67, & AWWA C504
Ductile iron body &
aluminum bronze disc
416 SS Stem



T-335AB-G

| Part No. | Size | Configuration | Model No. | Cs/Ct |
|----------------------|--------|---------------|-----------|-------|
| Gear Operator | | | | |
| 116-441 | 2" | Wafer | T-335AB-G | 1/1 |
| 116-442 | 2-1/2" | Wafer | T-335AB-G | 1/1 |
| 116-443 | 3" | Wafer | T-335AB-G | 1/1 |
| 116-444 | 4" | Wafer | T-335AB-G | 1/1 |
| 116-445 | 5" | Wafer | T-335AB-G | 1/1 |
| 116-446 | 6" | Wafer | T-335AB-G | 1/1 |
| 116-447 | 8" | Wafer | T-335AB-G | 1/1 |
| 116-448 | 10" | Wafer | T-335AB-G | 1/1 |
| 116-449 | 12" | Wafer | T-335AB-G | 1/1 |

Buna-N-Seat

ISO 9002, 200 CWP, 125 WSP
Meets API 609, EN 593,
MSS SP-67, & AWWA C504
Ductile iron body &
aluminum bronze disc
416 SS Stem



T-337AB

| | | | | |
|-----------------------------------|--------|-------|---------|-----|
| Lever Handle - 10 Position | | | | |
| 116-421 | 2" | Wafer | T-337AB | 1/1 |
| 116-422 | 2-1/2" | Wafer | T-337AB | 1/1 |
| 116-423 | 3" | Wafer | T-337AB | 1/1 |
| 116-424 | 4" | Wafer | T-337AB | 1/1 |
| 116-425 | 5" | Wafer | T-337AB | 1/1 |
| 116-426 | 6" | Wafer | T-337AB | 1/1 |
| 116-427 | 8" | Wafer | T-337AB | 1/1 |
| 116-428 | 10" | Wafer | T-337AB | 1/1 |
| 116-429 | 12" | Wafer | T-337AB | 1/1 |

Buna-N-Seat

ISO 9002, 200 CWP, 125 WSP
Meets API 609, EN 593,
MSS SP-67, & AWWA C504
Ductile iron body &
aluminum bronze disc
416 SS Stem



T-337AB-G

| | | | | |
|----------------------|--------|-------|-----------|-----|
| Gear Operator | | | | |
| 116-461 | 2" | Wafer | T-337AB-G | 1/1 |
| 116-462 | 2-1/2" | Wafer | T-337AB-G | 1/1 |
| 116-463 | 3" | Wafer | T-337AB-G | 1/1 |
| 116-464 | 4" | Wafer | T-337AB-G | 1/1 |
| 116-465 | 5" | Wafer | T-337AB-G | 1/1 |
| 116-466 | 6" | Wafer | T-337AB-G | 1/1 |
| 116-467 | 8" | Wafer | T-337AB-G | 1/1 |
| 116-468 | 10" | Wafer | T-337AB-G | 1/1 |
| 116-469 | 12" | Wafer | T-337AB-G | 1/1 |

Cast & ductile iron valves full freight allowance is \$2500 net



CAST IRON VALVES

DUCTILE IRON BUTTERFLY VALVES

Wafer Type Ductile Iron Disc

EPDM Seat

ISO 9002, 200 CWP, 125 WSP
 Meets API 609, EN 593,
 MSS SP-67, & AWWA C504

Ductile iron body &
 ductile iron disc
 416 SS Stem



T-335DI

| Part No. | Size | Configuration | Model No. | Cs/Ct |
|----------|------|---------------|-----------|-------|
|----------|------|---------------|-----------|-------|

Lever Handle - 10 Position

| | | | | |
|--------------------|--------|-------|---------|-------|
| NEW 116-451 | 2" | Wafer | T-335DI | - / - |
| NEW 116-452 | 2-1/2" | Wafer | T-335DI | - / - |
| NEW 116-453 | 3" | Wafer | T-335DI | - / - |
| NEW 116-454 | 4" | Wafer | T-335DI | - / - |
| NEW 116-455 | 5" | Wafer | T-335DI | - / - |
| NEW 116-456 | 6" | Wafer | T-335DI | - / - |
| NEW 116-457 | 8" | Wafer | T-335DI | - / - |
| NEW 116-458 | 10" | Wafer | T-335DI | - / - |
| NEW 116-459 | 12" | Wafer | T-335DI | - / - |

EPDM Seat

ISO 9002, 200 CWP, 125 WSP
 Meets API 609, EN 593,
 MSS SP-67, & AWWA C504

Ductile iron body &
 ductile iron disc
 416 SS Stem



T-335DI-G

Gear Operator

| | | | | |
|--------------------|--------|-------|-----------|-------|
| NEW 116-481 | 2" | Wafer | T-335DI-G | - / - |
| NEW 116-482 | 2-1/2" | Wafer | T-335DI-G | - / - |
| NEW 116-483 | 3" | Wafer | T-335DI-G | - / - |
| NEW 116-484 | 4" | Wafer | T-335DI-G | - / - |
| NEW 116-485 | 5" | Wafer | T-335DI-G | - / - |
| NEW 116-486 | 6" | Wafer | T-335DI-G | - / - |
| NEW 116-487 | 8" | Wafer | T-335DI-G | - / - |
| NEW 116-488 | 10" | Wafer | T-335DI-G | - / - |
| NEW 116-489 | 12" | Wafer | T-335DI-G | - / - |

Buna-N-Seat

ISO 9002, 200 CWP, 125 WSP
 Meets API 609, EN 593,
 MSS SP-67, & AWWA C504

Ductile iron body &
 ductile iron disc
 416 SS Stem



T-337DI

Lever Handle - 10 Position

| | | | | |
|--------------------|--------|-------|---------|-------|
| NEW 116-471 | 2" | Wafer | T-337DI | - / - |
| NEW 116-472 | 2-1/2" | Wafer | T-337DI | - / - |
| NEW 116-473 | 3" | Wafer | T-337DI | - / - |
| NEW 116-474 | 4" | Wafer | T-337DI | - / - |
| NEW 116-475 | 5" | Wafer | T-337DI | - / - |
| NEW 116-476 | 6" | Wafer | T-337DI | - / - |
| NEW 116-477 | 8" | Wafer | T-337DI | - / - |
| NEW 116-478 | 10" | Wafer | T-337DI | - / - |
| NEW 116-479 | 12" | Wafer | T-337DI | - / - |

Buna-N-Seat

ISO 9002, 200 CWP, 125 WSP
 Meets API 609, EN 593,
 MSS SP-67, & AWWA C504

Ductile iron body &
 ductile iron disc
 416 SS Stem



T-337DI-G

Gear Operator

| | | | | |
|--------------------|--------|-------|-----------|-------|
| NEW 116-491 | 2" | Wafer | T-337DI-G | - / - |
| NEW 116-492 | 2-1/2" | Wafer | T-337DI-G | - / - |
| NEW 116-493 | 3" | Wafer | T-337DI-G | - / - |
| NEW 116-494 | 4" | Wafer | T-337DI-G | - / - |
| NEW 116-495 | 5" | Wafer | T-337DI-G | - / - |
| NEW 116-496 | 6" | Wafer | T-337DI-G | - / - |
| NEW 116-497 | 8" | Wafer | T-337DI-G | - / - |
| NEW 116-498 | 10" | Wafer | T-337DI-G | - / - |
| NEW 116-499 | 12" | Wafer | T-337DI-G | - / - |

CAST IRON VALVES

Cast & ductile iron valves full freight allowance is \$2500 net

DUCTILE IRON BUTTERFLY VALVES

Wafer Type Stainless Steel Disc

EPDM Seat

ISO 9002, 200 CWP, 125 WSP
Meets API 609, EN 593,
MSS SP-67, & AWWA C504
Ductile iron body &
316 stainless steel disc
416 SS Stem




T-335SS

| Part No. | Size | Configuration | Model No. | Cs/Ct |
|-----------------------------------|--------|---------------|-----------|-------|
| Lever Handle - 10 Position | | | | |
| 116-411 | 2" | Wafer | T-335SS | 1/1 |
| 116-412 | 2-1/2" | Wafer | T-335SS | 1/1 |
| 116-413 | 3" | Wafer | T-335SS | 1/1 |
| 116-414 | 4" | Wafer | T-335SS | 1/1 |
| 116-415 | 5" | Wafer | T-335SS | 1/1 |
| 116-416 | 6" | Wafer | T-335SS | 1/1 |
| 116-417 | 8" | Wafer | T-335SS | 1/1 |
| 116-418 | 10" | Wafer | T-335SS | 1/1 |
| 116-419 | 12" | Wafer | T-335SS | 1/1 |

Buna-N-Seat

ISO 9002, 200 CWP, 125 WSP
Meets API 609, EN 593,
MSS SP-67, & AWWA C504
Ductile iron body &
316 stainless steel disc
416 SS Stem



T-337SS

| | | | | |
|-----------------------------------|--------|-------|---------|-----|
| Lever Handle - 10 Position | | | | |
| 116-431 | 2" | Wafer | T-337SS | 1/1 |
| 116-432 | 2-1/2" | Wafer | T-337SS | 1/1 |
| 116-433 | 3" | Wafer | T-337SS | 1/1 |
| 116-434 | 4" | Wafer | T-337SS | 1/1 |
| 116-435 | 5" | Wafer | T-337SS | 1/1 |
| 116-436 | 6" | Wafer | T-337SS | 1/1 |
| 116-437 | 8" | Wafer | T-337SS | 1/1 |
| 116-438 | 10" | Wafer | T-337SS | 1/1 |
| 116-439 | 12" | Wafer | T-337SS | 1/1 |

Lug Type Aluminum Bronze Disc

EPDM Seat

ISO 9002, 200 CWP, 125 WSP
Meets API 609, EN 593,
MSS SP-67, & AWWA C504
Ductile iron body &
aluminum bronze disc
416 SS Stem



T-365AB

| | | | | |
|-----------------------------------|--------|-----|---------|-----|
| Lever Handle - 10 Position | | | | |
| 116-601 | 2" | Lug | T-365AB | 1/1 |
| 116-602 | 2-1/2" | Lug | T-365AB | 1/1 |
| 116-603 | 3" | Lug | T-365AB | 1/1 |
| 116-604 | 4" | Lug | T-365AB | 1/1 |
| 116-605 | 5" | Lug | T-365AB | 1/1 |
| 116-606 | 6" | Lug | T-365AB | 1/1 |
| 116-607 | 8" | Lug | T-365AB | 1/1 |
| 116-608 | 10" | Lug | T-365AB | 1/1 |
| 116-609 | 12" | Lug | T-365AB | 1/1 |

EPDM Seat

ISO 9002, 200 CWP, 125 WSP
Meets API 609, EN 593,
MSS SP-67, & AWWA C504
Ductile iron body &
aluminum bronze disc
416 SS Stem



T-365AB-G

| | | | | |
|----------------------|--------|-----|-----------|-----|
| Gear Operator | | | | |
| 116-641 | 2" | Lug | T-365AB-G | 1/1 |
| 116-642 | 2-1/2" | Lug | T-365AB-G | 1/1 |
| 116-643 | 3" | Lug | T-365AB-G | 1/1 |
| 116-644 | 4" | Lug | T-365AB-G | 1/1 |
| 116-645 | 5" | Lug | T-365AB-G | 1/1 |
| 116-646 | 6" | Lug | T-365AB-G | 1/1 |
| 116-647 | 8" | Lug | T-365AB-G | 1/1 |
| 116-648 | 10" | Lug | T-365AB-G | 1/1 |
| 116-649 | 12" | Lug | T-365AB-G | 1/1 |

Cast & ductile iron valves full freight allowance is \$2500 net

DUCTILE IRON BUTTERFLY VALVES

Lug Type Aluminum Bronze Disc

Buna-N-Seat

ISO 9002, 200 CWP, 125 WSP
Meets API 609, EN 593,
MSS SP-67, & AWWA C504
Ductile iron body &
aluminum bronze disc
416 SS Stem



T-367AB

| Part No. | Size | Configuration | Model No. | Cs/Ct |
|-----------------------------------|--------|---------------|-----------|-------|
| Lever Handle - 10 Position | | | | |
| 116-621 | 2" | Lug | T-367AB | 1/1 |
| 116-622 | 2-1/2" | Lug | T-367AB | 1/1 |
| 116-623 | 3" | Lug | T-367AB | 1/1 |
| 116-624 | 4" | Lug | T-367AB | 1/1 |
| 116-625 | 5" | Lug | T-367AB | 1/1 |
| 116-626 | 6" | Lug | T-367AB | 1/1 |
| 116-627 | 8" | Lug | T-367AB | 1/1 |
| 116-628 | 10" | Lug | T-367AB | 1/1 |
| 116-629 | 12" | Lug | T-367AB | 1/1 |

Buna-N-Seat

ISO 9002, 200 CWP, 125 WSP
Meets API 609, EN 593,
MSS SP-67, & AWWA C504
Ductile iron body &
aluminum bronze disc
416 SS Stem



T-367AB-G

| Part No. | Size | Configuration | Model No. | Cs/Ct |
|----------------------|--------|---------------|-----------|-------|
| Gear Operator | | | | |
| 116-661 | 2" | Lug | T-367AB-G | 1/1 |
| 116-662 | 2-1/2" | Lug | T-367AB-G | 1/1 |
| 116-663 | 3" | Lug | T-367AB-G | 1/1 |
| 116-664 | 4" | Lug | T-367AB-G | 1/1 |
| 116-665 | 5" | Lug | T-367AB-G | 1/1 |
| 116-666 | 6" | Lug | T-367AB-G | 1/1 |
| 116-667 | 8" | Lug | T-367AB-G | 1/1 |
| 116-668 | 10" | Lug | T-367AB-G | 1/1 |
| 116-669 | 12" | Lug | T-367AB-G | 1/1 |

Lug Type Ductile Iron Disc

EPDM Seat

ISO 9002, 200 CWP, 125 WSP
Meets API 609, EN 593,
MSS SP-67, & AWWA C504
Ductile iron body &
ductile iron disc
416 SS Stem



T-365DI

| Part No. | Size | Configuration | Model No. | Cs/Ct |
|-----------------------------------|--------|---------------|-----------|-------|
| Lever Handle - 10 Position | | | | |
| NEW 116-651 | 2" | Lug | T-365DI | 1/1 |
| NEW 116-652 | 2-1/2" | Lug | T-365DI | 1/1 |
| NEW 116-653 | 3" | Lug | T-365DI | 1/1 |
| NEW 116-654 | 4" | Lug | T-365DI | 1/1 |
| NEW 116-655 | 5" | Lug | T-365DI | 1/1 |
| NEW 116-656 | 6" | Lug | T-365DI | 1/1 |
| NEW 116-657 | 8" | Lug | T-365DI | 1/1 |
| NEW 116-658 | 10" | Lug | T-365DI | 1/1 |
| NEW 116-659 | 12" | Lug | T-365DI | 1/1 |

EPDM Seat

ISO 9002, 200 CWP, 125 WSP
Meets API 609, EN 593,
MSS SP-67, & AWWA C504
Ductile iron body &
ductile iron disc
416 SS Stem



T-365DI-G

| Part No. | Size | Configuration | Model No. | Cs/Ct |
|----------------------|--------|---------------|-----------|-------|
| Gear Operator | | | | |
| NEW 116-681 | 2" | Lug | T-365DI-G | 1/1 |
| NEW 116-682 | 2-1/2" | Lug | T-365DI-G | 1/1 |
| NEW 116-683 | 3" | Lug | T-365DI-G | 1/1 |
| NEW 116-684 | 4" | Lug | T-365DI-G | 1/1 |
| NEW 116-685 | 5" | Lug | T-365DI-G | 1/1 |
| NEW 116-686 | 6" | Lug | T-365DI-G | 1/1 |
| NEW 116-687 | 8" | Lug | T-365DI-G | 1/1 |
| NEW 116-688 | 10" | Lug | T-365DI-G | 1/1 |
| NEW 116-689 | 12" | Lug | T-365DI-G | 1/1 |

Cast & ductile iron valves full freight allowance is \$2500 net

DUCTILE IRON BUTTERFLY VALVES

Lug Type Ductile Iron Disc

Buna-N-Seat

ISO 9002, 200 CWP, 125 WSP
Meets API 609, EN 593,
MSS SP-67, & AWWA C504
Ductile iron body &
ductile iron disc
416 SS Stem



T-367DI

| Part No. | Size | Configuration | Model No. | Cs/Ct |
|-----------------------------------|--------|---------------|-----------|-------|
| Lever Handle - 10 Position | | | | |
| NEW 116-671 | 2" | Lug | T-367DI | 1/1 |
| NEW 116-672 | 2-1/2" | Lug | T-367DI | 1/1 |
| NEW 116-673 | 3" | Lug | T-367DI | 1/1 |
| NEW 116-674 | 4" | Lug | T-367DI | 1/1 |
| NEW 116-675 | 5" | Lug | T-367DI | 1/1 |
| NEW 116-676 | 6" | Lug | T-367DI | 1/1 |
| NEW 116-677 | 8" | Lug | T-367DI | 1/1 |
| NEW 116-678 | 10" | Lug | T-367DI | 1/1 |
| NEW 116-679 | 12" | Lug | T-367DI | 1/1 |

Buna-N-Seat

ISO 9002, 200 CWP, 125 WSP
Meets API 609, EN 593,
MSS SP-67, & AWWA C504
Ductile iron body &
ductile iron disc
416 SS Stem



T-367DI-G

| Part No. | Size | Configuration | Model No. | Cs/Ct |
|----------------------|--------|---------------|-----------|-------|
| Gear Operator | | | | |
| NEW 116-691 | 2" | Lug | T-367DI-G | 1/1 |
| NEW 116-692 | 2-1/2" | Lug | T-367DI-G | 1/1 |
| NEW 116-693 | 3" | Lug | T-367DI-G | 1/1 |
| NEW 116-694 | 4" | Lug | T-367DI-G | 1/1 |
| NEW 116-695 | 5" | Lug | T-367DI-G | 1/1 |
| NEW 116-696 | 6" | Lug | T-367DI-G | 1/1 |
| NEW 116-697 | 8" | Lug | T-367DI-G | 1/1 |
| NEW 116-698 | 10" | Lug | T-367DI-G | 1/1 |
| NEW 116-699 | 12" | Lug | T-367DI-G | 1/1 |

Lug Type Stainless Steel Disc

EPDM Seat

ISO 9002, 200 CWP, 125 WSP
Meets API 609, EN 593,
MSS SP-67, & AWWA C504
Ductile iron body &
316 stainless steel disc
416 SS Stem



T-365SS

| Part No. | Size | Configuration | Model No. | Cs/Ct |
|-----------------------------------|--------|---------------|-----------|-------|
| Lever Handle - 10 Position | | | | |
| 116-611 | 2" | Lug | T-365SS | 1/1 |
| 116-612 | 2-1/2" | Lug | T-365SS | 1/1 |
| 116-613 | 3" | Lug | T-365SS | 1/1 |
| 116-614 | 4" | Lug | T-365SS | 1/1 |
| 116-615 | 5" | Lug | T-365SS | 1/1 |
| 116-616 | 6" | Lug | T-365SS | 1/1 |
| 116-617 | 8" | Lug | T-365SS | 1/1 |
| 116-618 | 10" | Lug | T-365SS | 1/1 |
| 116-619 | 12" | Lug | T-365SS | 1/1 |

Buna-N-Seat

ISO 9002, 200 CWP, 125 WSP
Meets API 609, EN 593,
MSS SP-67, & AWWA C504
Ductile iron body &
316 stainless steel disc
416 SS Stem



T-367SS

| Part No. | Size | Configuration | Model No. | Cs/Ct |
|-----------------------------------|--------|---------------|-----------|-------|
| Lever Handle - 10 Position | | | | |
| 116-631 | 2" | Lug | T-367SS | 1/1 |
| 116-632 | 2-1/2" | Lug | T-367SS | 1/1 |
| 116-633 | 3" | Lug | T-367SS | 1/1 |
| 116-634 | 4" | Lug | T-367SS | 1/1 |
| 116-635 | 5" | Lug | T-367SS | 1/1 |
| 116-636 | 6" | Lug | T-367SS | 1/1 |
| 116-637 | 8" | Lug | T-367SS | 1/1 |
| 116-638 | 10" | Lug | T-367SS | 1/1 |
| 116-639 | 12" | Lug | T-367SS | 1/1 |

Cast & ductile iron valves full freight allowance is \$2500 net

CAST IRON VALVES

DUCTILE IRON BUTTERFLY VALVES

Gear Operator with Handle

Gear operator only



Gear operator with handwheel

| Part No. | Size | Configuration | Model No. | Cs/Ct |
|---------------------------|--------------|---------------|-----------|-------|
| Includes Handwheel | | | | |
| 116-381 | Fits 2" - 3" | | Gear | 1/1 |
| 116-382 | Fits 4" | | Gear | 1/1 |
| 116-383 | Fits 5" - 6" | | Gear | 1/1 |
| 116-384 | Fits 8" | | Gear | 1/1 |
| 116-385 | Fits 10"-12" | | Gear | 1/1 |

Cast & ductile iron valves full freight allowance is \$2500 net

Did you know? Legend ships every order within 24 hours guaranteed or you will receive 5% off of the order.



We've got your back. Jeff, Joe, David & Jerry

BACKFLOW VALVES

Backflow Preventer

Backflow preventers, atmospheric vent
 ISO 9002, 175 psi @ 210°F
 ASSE 1012, CSA B64.3



T-459

| Part No. | Size | Configuration | Model No. | Cs/Ct |
|----------|------|---------------|-----------|-------|
| 115-113 | 1/2" | FNPT x FNPT | T-459 | 25/1 |
| 115-114 | 3/4" | FNPT x FNPT | T-459 | 25/1 |
| 115-117 | 1/2" | Sweat x Sweat | S-459 | 25/1 |
| 115-118 | 3/4" | Sweat x Sweat | S-459 | 25/1 |

Dual Check Backflow Preventer

ISO 9002, 150 psi @ 180°F
 ASSE 1024, CSA B64.6
 ANSI/NSF 61-G (T-457NL)
 Min operating pressure 10 psi



T-457

| | | | | |
|-----------|------|-------------|---------|------|
| 115-103 | 1/2" | FNPT x FNPT | T-457 | 25/1 |
| 115-103NL | 1/2" | FNPT x FNPT | T-457NL | 25/1 |
| 115-104 | 3/4" | FNPT x FNPT | T-457 | 25/1 |
| 115-104NL | 3/4" | FNPT x FNPT | T-457NL | 25/1 |
| 115-105 | 1" | FNPT x FNPT | T-457 | 25/1 |
| 115-105NL | 1" | FNPT x FNPT | T-457NL | 25/1 |

Vacuum Breaker

ISO 9002, 125 CWP
 Max temp 180°F
 ASSE 1011, CSA B64.2
 ANSI/NSF 372 (NL Only)



T-553

T-554

| | | | | |
|-----------|------|-------------|----------|--------|
| 107-194 | 3/4" | FGHT x MGHT | T-553 | 200/20 |
| 107-194NL | 3/4" | FGHT x MGHT | T-553NL | 200/20 |
| 107-195 | 3/4" | FGHT x MGHT | T-553C | 200/20 |
| 107-195NL | 3/4" | FGHT x MGHT | T-553CNL | 200/20 |

Manual Drain

| | | | | |
|---------|------|-------------|-------|--------|
| 107-196 | 3/4" | FGHT x MGHT | T-554 | 400/20 |
|---------|------|-------------|-------|--------|

Self Draining Vacuum Breaker

ISO 9002, 125 CWP
 Max temp 180°F
 ASSE 1011, CSA B64.2.2
 ANSI B1.20.7



T-557

T-557C

| | | | | |
|---------|------|-------------|--------|---------|
| 107-193 | 3/4" | FGHT x MGHT | T-557 | 1000/10 |
| 107-199 | 3/4" | FGHT x MGHT | T-557C | 1000/10 |

LOG LIGHTER VALVES

Log Lighter Valve

Forged brass
 ISO 9002, CSA Certified
 ANSI Z21.15 (1/2 lb. system)
 Chrome-plated brass escutcheon
 *PB indicates polished brass escutcheon
 All log lighter valves are boxed individually with key



T-3500

T-3501

Straight Pattern, 1/4 Turn Ball-Type (125 psi max air pressure, non-shock)

| | | | | |
|---------|------|-------------|-----------|------|
| 102-863 | 1/2" | FNPT x FNPT | T-3500 | 25/1 |
| 102-864 | 1/2" | FNPT x FNPT | T-3500PB* | 25/1 |

Angle Pattern, 1/4 Turn Ball-Type (125 psi max air pressure, non-shock)

| | | | | |
|---------|------|-------------|-----------|------|
| 102-873 | 1/2" | FNPT x FNPT | T-3501 | 25/1 |
| 102-874 | 1/2" | FNPT x FNPT | T-3501PB* | 25/1 |



LOG LIGHTER VALVES

Log Lighter Valve

Forged brass
 ISO 9002, CSA Certified
 ANSI Z21.15 (1/2 lb. system)
 Chrome-plated brass escutcheon
 *PB indicates polished brass escutcheon
 All log lighter valves are boxed individually with key



T-3200

T-3201

| Part No. | Size | Configuration | Model No. | Cs/Ct |
|--|------|---------------|-----------|-------|
| Straight Pattern, Multi-Turn Globe-Type (100 psi max air pressure, non-shock) | | | | |
| 102-803 | 1/2" | FNPT x FNPT | T-3200 | 25/1 |
| 102-804 | 1/2" | FNPT x FNPT | T-3200PB* | 25/1 |
| Angle Pattern, Multi-Turn Globe-Type (100 psi max air pressure, non-shock) | | | | |
| 102-813 | 1/2" | FNPT x FNPT | T-3201 | 25/1 |
| 102-814 | 1/2" | FNPT x FNPT | T-3201PB* | 25/1 |

Accessories



Chrome Escutcheon

Chrome Key

12" Chrome Key

| | | |
|---------|------------------------------------|--------|
| 102-820 | Chrome Escutcheon | 100/1 |
| 102-821 | Polished Brass Escutcheon | 1/1 |
| 102-840 | 1/4 Turn Chrome Escutcheon | 1/1 |
| 102-841 | 1/4 Turn Polished Brass Escutcheon | 1/1 |
| 102-850 | Chrome Key | 400/50 |
| 102-851 | Polished Brass Key | 400/50 |
| 102-823 | 5/16" - 8" Chrome Key | 160/1 |
| 102-824 | 8" Chrome Key | 160/1 |
| 102-825 | 8" Polished Brass Key | 160/1 |
| 102-827 | 10" Polished Brass key | 100/25 |
| 102-852 | 12" Chrome Key | 120/60 |
| 102-853 | 12" Polished Brass Key | 120/60 |

Natural Gas Burner Bar

Not for use with LP gas



T-3205

| T-Style with Ash Protector Ledge | | | | |
|---|------|------|--------|---------------------|
| 102-830 | 1/2" | FNPT | T-3205 | Call for quote 20/1 |

Log Lighter Kit

CSA Certified
 ANSI Z21.15 (1/2 lb. system)
 Not for use with LP gas



T-3200

| | | | | |
|---|------|-------------|----------|-----|
| With Chrome Straight Pattern Globe Valve | | | | |
| 102-833 | 1/2" | FNPT x FNPT | T-3200 | 1/1 |
| With Polished Brass Straight Pattern Globe Valve | | | | |
| 102-834 | 1/2" | FNPT x FNPT | T-3200PB | 1/1 |
| With Chrome Angle Pattern Globe Valve | | | | |
| 102-843 | 1/2" | FNPT x FNPT | T-3201 | 1/1 |
| With Polished Brass Angle Pattern Globe Valve | | | | |
| 102-844 | 1/2" | FNPT x FNPT | T-3201PB | 1/1 |
| With Chrome Straight Pattern Ball Valve | | | | |
| 102-883 | 1/2" | FNPT x FNPT | T-3500 | 1/1 |
| With Polished Brass Straight Pattern Ball Valve | | | | |
| 102-884 | 1/2" | FNPT x FNPT | T-3500PB | 1/1 |
| With Chrome Angle Pattern Ball Valve | | | | |
| 102-893 | 1/2" | FNPT x FNPT | T-3501 | 1/1 |
| With Polished Brass Angle Pattern Ball Valve | | | | |
| 102-894 | 1/2" | FNPT x FNPT | T-3501PB | 1/1 |

METER VALVES

Bronze Angle Meter Valve

ISO 9002, 125 CWP
ANSI/NSF 61-G



| Part No. | Size | Configuration | Model No. | Cs/Ct |
|-------------------|-------------|---------------|-----------|-------|
| 111-103NL | 3/4" x 1/2" | Flare x FNPT | T-441NL | 48/8 |
| 111-104NL | 3/4" x 3/4" | Flare x FNPT | T-441NL | 48/8 |
| 111-105NL | 1" x 3/4" | Flare x FNPT | T-441NL | 36/6 |
| 111-106NL | 1" x 1" | Flare x FNPT | T-441NL | 24/4 |
| With Waste | | | | |
| 111-113NL | 3/4" x 1/2" | Flare x FNPT | T-442NL | 48/8 |
| 111-114NL | 3/4" x 3/4" | Flare x FNPT | T-442NL | 48/8 |
| 111-115NL | 1" x 3/4" | Flare x FNPT | T-442NL | 36/6 |
| 111-116NL | 1" x 1" | Flare x FNPT | T-442NL | 24/4 |

1/4 Turn Meter Angle Ball Valve

ISO 9002, 400 CWP
ANSI B1.20.1, NSF 61-G
AWWA C800



| | | | | |
|-----------|-------------|--------------|---------|------|
| 111-123NL | 3/4" x 3/4" | FNPT x Flare | T-443NL | 20/2 |
| 111-124NL | 3/4" x 1" | FNPT x Flare | T-443NL | 20/2 |
| 111-125NL | 1" x 1" | FNPT x Flare | T-443NL | 20/2 |

WASHING MACHINE VALVES

Washing Machine Valve

150 CWP
ANSI/NSF 372 (NL only)
Max temp 180°F



| | | | | |
|--|-------------------|---------------------|--------|--------|
| 1/2" T-11 has combination 1/2" MNPT and 1/2" Sweat inlet connection | | | | |
| 111-133 | 1/2" | MNPT / Sweat x MGHT | T-11 | 40/1 |
| 111-133NL | 1/2" | MNPT / Sweat x MGHT | T-11NL | 40/1 |
| 111-134 | 1/2" | Sweat x MGHT | S-11 | 40/1 |
| 111-134NL | 1/2" | Sweat x MGHT | S-11NL | 40/1 |
| 111-136 | T/S-11 Repair Kit | | | 1/1 |
| Satin Chrome Plated | | | | |
| 111-137 | 5/8" OD x HOSE | Comp x MGHT | T-12 | 144/12 |
| 111-137NL | 5/8" OD x HOSE | Comp x MGHT | T-12NL | 144/12 |

DISHWASHER ELBOW

No Lead Dishwasher Elbow

ANSI/NSF 372



| | | | | |
|-----------|-------------|-----------|-------|--------|
| 302-210NL | 3/8" x 3/4" | OD x FGHT | Elbow | 100/10 |
|-----------|-------------|-----------|-------|--------|

SPECIALTY PRODUCTS



PRESSURE RELIEF VALVE

Pressure Relief Valve

150 psi
 ISO 9002
 ANSI/NSF 61



T-50NL

| Part No. | Size | Configuration | Model No. | Cs/Ct |
|---|------|---------------|------------|--------|
| Factory Set @ 75 PSI (Adjustable 75 to 150) | | | | |
| 111-302NL | 1/2" | MNPT x FNPT | T-50NL PRV | 120/10 |
| 111-304NL | 3/4" | MNPT x FNPT | T-50NL PRV | 120/10 |
| Factory Set @ 100 PSI (Adjustable 75 to 150) | | | | |
| 111-303NL | 1/2" | MNPT x FNPT | T-50NL PRV | 120/10 |
| 111-305NL | 3/4" | MNPT x FNPT | T-50NL PRV | 120/10 |

FLOAT VALVES

Bronze Float Valve

125 CWP



T-30



T-31



T-32

Male Inlet - Plain Outlet

| | | | | |
|---------|------------------|------|------|-------|
| 111-222 | 3/8" (1/4" - 20) | NPSH | T-30 | 72/12 |
| 111-223 | 1/2" (1/4" - 20) | NPSH | T-30 | 72/12 |
| 111-224 | 3/4" (1/4" - 20) | NPSH | T-30 | 24/6 |

Female Inlet - Plain Outlet

| | | | | |
|---------|--------------------|------|------|------|
| 111-235 | 1" (5/16" - 18) | FNPT | T-31 | 36/4 |
| 111-236 | 1-1/4" (3/8" - 16) | FNPT | T-31 | 20/2 |
| 111-237 | 1-1/2" (3/8" - 16) | FNPT | T-31 | 16/2 |
| 111-238 | 2" (3/8" - 16) | FNPT | T-31 | 16/2 |

Male Inlet - Male Outlet

| | | | | |
|---------|------------------|-------------|------|-------|
| 111-243 | 1/2" (1/4" - 20) | NPSH x MNPT | T-32 | 72/12 |
| 111-244 | 3/4" (1/4" - 20) | NPSH x MNPT | T-32 | 48/6 |

Brass Float Rod



Float Rod

| | | | |
|---------|----------------|-----------|-------|
| 111-253 | 1/4"-20 x 10" | Float Rod | - / - |
| 111-254 | 1/4"-20 x 12" | Float Rod | - / - |
| 111-255 | 5/16"-18 x 12" | Float Rod | - / - |
| 111-256 | 3/8"-16 x 12" | Float Rod | - / - |

FLOAT

Float



Copper Float

Copper - Seamless

| | | | |
|---------|---------------|------------------|-------|
| 111-263 | 1/4"-20 x 5" | Copper- Seamless | - / - |
| 111-264 | 1/4"-20 x 6" | Copper- Seamless | - / - |
| 111-265 | 5/16"-18 x 7" | Copper- Seamless | - / - |
| 111-266 | 3/8"-16 x 8" | Copper- Seamless | - / - |



Plastic Float

Plastic - Polystyrene

| | | | |
|---------|---------------|-----------------------|-------|
| 111-273 | 1/4"-20 x 5" | Plastic - Polystyrene | - / - |
| 111-274 | 1/4"-20 x 6" | Plastic - Polystyrene | - / - |
| 111-275 | 5/16"-18 x 7" | Plastic - Polystyrene | - / - |
| 111-276 | 3/8"-16 x 8" | Plastic - Polystyrene | - / - |

EVAPORATIVE COOLER VALVES

Evaporative Cooler Valve

125 CWVP
ANSI/NSF 61-G (T-542NL only)



| Part No. | Size | Configuration | Model No. | Cs/Ct |
|-----------|------|---------------|-----------|--------|
| 107-247 | 3/4" | FGHT x MGHT | T-542 | 144/12 |
| 107-247NL | 3/4" | FGHT x MGHT | T-542NL | 144/12 |

Standard Pattern

| | | | | |
|---------|------|-------------|------|-------|
| 111-247 | 1/4" | Compression | T-34 | 80/10 |
|---------|------|-------------|------|-------|

Compact Pattern

| | | | | |
|---------|------|-------------|------|------|
| 111-248 | 1/4" | Compression | T-35 | 20/1 |
|---------|------|-------------|------|------|

ANTI-SWEAT VALVES

Anti-Sweat Valves for Toilet Tank

180°F max service temp
125 CWVP



Factory Set @ 30% Hot / 70% Cold Mix

| | | | | |
|---------|------|-------------|------|-------|
| 111-152 | 1/2" | MNPT / Comp | T-20 | 100/1 |
|---------|------|-------------|------|-------|

Manually Adjustable from 30% hot to 0% (100% cold)

| | | | | |
|---------|------|-------------|-------|-------|
| 111-154 | 1/2" | MNPT / Comp | T-20A | 100/1 |
|---------|------|-------------|-------|-------|

Compression Nuts & Ferrules - Set of Three

| | | | | |
|---------|------|-------------|--|-----|
| 111-158 | 1/2" | Compression | | 1/1 |
|---------|------|-------------|--|-----|

DIELECTRIC FITTINGS

Dielectric Nipple

425 psi @ 225°F max temp
10 WSP
Long pattern
Naturally lead free
ASTM F 1545-2009
ANSI B1.20.1
ISO 9002



| | | | | |
|---------|-------------|-------------|-------|--------|
| 301-502 | 1/2" x 3" | MNPT x MNPT | T-575 | 300/50 |
| 301-503 | 3/4" x 3" | MNPT x MNPT | T-575 | 200/50 |
| 301-504 | 1" x 4" | MNPT x MNPT | T-575 | 120/20 |
| 301-505 | 1-1/4" x 4" | MNPT x MNPT | T-575 | 80/10 |
| 301-506 | 1-1/2" x 4" | MNPT x MNPT | T-575 | 60/10 |
| 301-507 | 2" x 4" | MNPT x MNPT | T-575 | 40/5 |

Dielectric Coupling

125 CWVP, 180°F max. temp



| | | | | |
|---------|--------|-------------|-------|--------|
| 301-533 | 1/2" | FNPT x FNPT | T-578 | 144/12 |
| 301-534 | 3/4" | FNPT x FNPT | T-578 | 144/12 |
| 301-535 | 1" | FNPT x FNPT | T-578 | 144/12 |
| 301-536 | 1-1/4" | FNPT x FNPT | T-578 | 48/6 |
| 301-537 | 1-1/2" | FNPT x FNPT | T-578 | 48/6 |
| 301-538 | 2" | FNPT x FNPT | T-578 | 48/6 |

SPECIALTY PRODUCTS



DIELECTRIC FITTINGS

Forged Steel Dielectric Union

200 CWP, 180°F max temp
 NSF 372 (T-571NL)
 ISO 9002
 2-1/2", 3" & 4" are flanged



T-571NL
 1/2" - 2"



T-571NL
 2 1/2", 3" & 4"



Grommet



T-571M x SNL

| Part No. | Size | Configuration | Model No. | Cs/Ct |
|-----------|----------------|---------------|--------------|--------|
| 301-103NL | 1/2" | FNPT x Sweat | T-571NL | 144/12 |
| 301-104NL | 3/4" | FNPT x Sweat | T-571NL | 144/12 |
| 301-123NL | 3/4" x 1/2" | FNPT x Sweat | T-571NL | 144/12 |
| 301-105NL | 1" | FNPT x Sweat | T-571NL | 120/12 |
| 301-125NL | 1" x 3/4" | FNPT x Sweat | T-571NL | 120/12 |
| 301-106NL | 1-1/4" | FNPT x Sweat | T-571NL | 48/6 |
| 301-107NL | 1-1/2" | FNPT x Sweat | T-571NL | 48/6 |
| 301-108NL | 2" | FNPT x Sweat | T-571NL | 24/6 |
| 301-119NL | 2-1/2" | FNPT x Sweat | T-571NL | 4/1 |
| 301-120NL | 3" | FNPT x Sweat | T-571NL | 3/1 |
| 301-121NL | 4" | FNPT x Sweat | T-571NL | 2/1 |
| 301-421 | For 4" T-571NL | | Grommet | - / - |
| 301-203NL | 1/2" | MNPT x Sweat | T-571M x SNL | 144/12 |
| 301-204NL | 3/4" | MNPT x Sweat | T-571M x SNL | 144/12 |
| 301-205NL | 3/4" x 1/2" | MNPT x Sweat | T-571M x SNL | 144/12 |

Galvanized x Galvanized Dielectric Union

200 CWP, 180°F max temp
 ISO 9002



T-572
 FNPT x FNPT

| | | | | |
|---------|--------|-------------|-------|--------|
| 301-303 | 1/2" | FNPT x FNPT | T-572 | 144/12 |
| 301-304 | 3/4" | FNPT x FNPT | T-572 | 120/12 |
| 301-305 | 1" | FNPT x FNPT | T-572 | 48/6 |
| 301-306 | 1-1/4" | FNPT x FNPT | T-572 | 48/6 |
| 301-307 | 1-1/2" | FNPT x FNPT | T-572 | 24/6 |
| 301-308 | 2" | FNPT x FNPT | T-572 | 20/2 |

Galvanized x Brass Dielectric Union

200 CWP, 180°F max temp
 NSF 372
 ISO 9002



T-573NL
 FNPT x FNPT

| | | | | |
|-----------|------|-------------|---------|--------|
| 301-323NL | 1/2" | FNPT x FNPT | T-573NL | 144/12 |
| 301-324NL | 3/4" | FNPT x FNPT | T-573NL | 120/12 |
| 301-325NL | 1" | FNPT x FNPT | T-573NL | 48/6 |

Black Gas Service Dielectric Union

200 CWP, 180°F max temp
 ISO 9002



T-574
 FNPT x FNPT

| | | | | |
|---------|--------|-------------|-------|--------|
| 301-333 | 1/2" | FNPT x FNPT | T-574 | 144/12 |
| 301-334 | 3/4" | FNPT x FNPT | T-574 | 120/12 |
| 301-335 | 1" | FNPT x FNPT | T-574 | 48/6 |
| 301-336 | 1-1/4" | FNPT x FNPT | T-574 | 48/6 |
| 301-337 | 1-1/2" | FNPT x FNPT | T-574 | 24/6 |
| 301-338 | 2" | FNPT x FNPT | T-574 | 20/2 |

DIELECTRIC FITTINGS

Rubber Gasket

Max temp 180°F
Fits models T-571, T-572 & T-573
T-572 & T-573 requires one size larger



Rubber Gasket

| Part No. | Size | Configuration | Model No. | Cs/Ct |
|----------|--------|---------------|---------------|-------|
| 301-403 | 1/2" | | Rubber Gasket | -/- |
| 301-404 | 3/4" | | Rubber Gasket | -/- |
| 301-405 | 1" | | Rubber Gasket | -/- |
| 301-406 | 1-1/4" | | Rubber Gasket | -/- |
| 301-407 | 1-1/2" | | Rubber Gasket | -/- |
| 301-408 | 2" | | Rubber Gasket | -/- |
| 301-409 | 2-1/2" | | Rubber Gasket | -/- |
| 301-410 | 3" | | Rubber Gasket | -/- |
| 301-411 | 4" | | Rubber Gasket | -/- |

Gaskets & Inserts For Steam

Max temp 275°F continuous
300°F intermittent
Fits models T-571,
(T-572 & T-573 requires one size larger)



Steam Gasket

Steam Gaskets

| | | | |
|---------|--------|--------------|-----|
| 301-433 | 1/2" | Steam Gasket | -/- |
| 301-434 | 3/4" | Steam Gasket | -/- |
| 301-435 | 1" | Steam Gasket | -/- |
| 301-436 | 1-1/4" | Steam Gasket | -/- |
| 301-437 | 1-1/2" | Steam Gasket | -/- |
| 301-438 | 2" | Steam Gasket | -/- |
| 301-439 | 2-1/2" | Steam Gasket | -/- |
| 301-440 | 3" | Steam Gasket | -/- |
| 301-441 | 4" | Steam Gasket | -/- |

Steam ABS Inserts



Steam ABS Insert

| | | | |
|---------|--------|------------------|-----|
| 301-443 | 1/2" | Steam ABS Insert | -/- |
| 301-444 | 3/4" | Steam ABS Insert | -/- |
| 301-445 | 1" | Steam ABS Insert | -/- |
| 301-446 | 1-1/4" | Steam ABS Insert | -/- |
| 301-447 | 1-1/2" | Steam ABS Insert | -/- |
| 301-448 | 2" | Steam ABS Insert | -/- |
| 301-449 | 2-1/2" | Steam ABS Insert | -/- |
| 301-450 | 3" | Steam ABS Insert | -/- |

COMPRESSION REPAIR COUPLINGS

Galvanized Compression Coupling

125 CWP max temp 210°F
Long pattern



Galvanized
Compression Coupling

| | | | |
|---------|--------|-------------------------|-------|
| 303-103 | 1/2" | Comp (IPS) x Comp (IPS) | 48/24 |
| 303-104 | 3/4" | Comp (IPS) x Comp (IPS) | 48/24 |
| 303-105 | 1" | Comp (IPS) x Comp (IPS) | 48/24 |
| 303-106 | 1-1/4" | Comp (IPS) x Comp (IPS) | 24/12 |
| 303-107 | 1-1/2" | Comp (IPS) x Comp (IPS) | 24/12 |
| 303-108 | 2" | Comp (IPS) x Comp (IPS) | 16/8 |

SPECIALTY PRODUCTS



COMPRESSION REPAIR COUPLINGS

Brass Compression Coupling

125 CWP max temp 180°F
 ANSI/NSF 61-G (NL only)
 Long pattern



Brass
 Compression Coupling

| Part No. | Size | Configuration | Model No. | Cs/Ct |
|-----------|-----------------|-------------------------|-----------|--------|
| 303-123 | 3/8" x 1/2" | Comp (IPS) x Comp (CTS) | | 288/24 |
| 303-123NL | 3/8" x 1/2" | Comp (IPS) x Comp (CTS) | | 24/1 |
| 303-124 | 1/2" x 3/4" | Comp (IPS) x Comp (CTS) | | 120/12 |
| 303-124NL | 1/2" x 3/4" | Comp (IPS) x Comp (CTS) | | 120/12 |
| 303-125 | 3/4" x 1" | Comp (IPS) x Comp (CTS) | | 48/12 |
| 303-125NL | 3/4" x 1" | Comp (IPS) x Comp (CTS) | | 48/12 |
| 303-126 | 1" x 1-1/4" | Comp (IPS) x Comp (CTS) | | 48/12 |
| 303-126NL | 1" x 1-1/4" | Comp (IPS) x Comp (CTS) | | 48/12 |
| 303-127 | 1-1/4" x 1-1/2" | Comp (IPS) x Comp (CTS) | | 48/12 |
| 303-127NL | 1-1/4" x 1-1/2" | Comp (IPS) x Comp (CTS) | | 48/12 |
| 303-128 | 1-1/2" | Comp (IPS) x Comp (IPS) | | 36/12 |
| 303-128NL | 1-1/2" | Comp (IPS) x Comp (IPS) | | 36/12 |
| 303-129 | 2" | Comp (CTS) x Comp (CTS) | | 36/12 |
| 303-129NL | 2" | Comp (CTS) x Comp (CTS) | | 36/12 |

PVC Compression Coupling

Naturally lead free
 ISO 9002, 150 CWP @ 73°F
 Long pattern



PVC Coupling

| | | | | |
|---------|--------|-------------------------|--|-------|
| 204-103 | 1/2" | Comp (IPS) x Comp (IPS) | | 100/1 |
| 204-104 | 3/4" | Comp (IPS) x Comp (IPS) | | 90/1 |
| 204-105 | 1" | Comp (IPS) x Comp (IPS) | | 60/1 |
| 204-106 | 1-1/4" | Comp (IPS) x Comp (IPS) | | 40/1 |
| 204-107 | 1-1/2" | Comp (IPS) x Comp (IPS) | | 30/1 |
| 204-108 | 2" | Comp (IPS) x Comp (IPS) | | 20/1 |
| 204-109 | 2-1/2" | Comp (IPS) x Comp (IPS) | | 10/1 |
| 204-110 | 3" | Comp (IPS) x Comp (IPS) | | 4/1 |
| 204-111 | 4" | Comp (IPS) x Comp (IPS) | | 2/1 |
| 204-112 | 6" | Comp (IPS) x Comp (IPS) | | 6/1 |

CPVC Compression Coupling

Naturally lead free
 ISO 9002 150 CWP @ 73°
 ANSI/NSF 61-G listed



CPVC Coupling

| Long Pattern | | | | |
|--------------|------|-------------|--|--------|
| 204-123 | 1/2" | Comp x Comp | | 360/20 |
| 204-124 | 3/4" | Comp x Comp | | 240/20 |

PVC Expansion Repair Coupling

150 CWP @ 73°F
 Naturally lead free



PVC Expansion
 Coupling

| | | | | |
|---------|--------|-----------------|--------------------|--------|
| 204-143 | 1/2" | Spigot x Socket | Expansion Coupling | 148/37 |
| 204-144 | 3/4" | Spigot x Socket | Expansion Coupling | 92/23 |
| 204-145 | 1" | Spigot x Socket | Expansion Coupling | 48/12 |
| 204-146 | 1-1/4" | Spigot x Socket | Expansion Coupling | 64/16 |
| 204-147 | 1-1/2" | Spigot x Socket | Expansion Coupling | 64/16 |
| 204-148 | 2" | Spigot x Socket | Expansion Coupling | 36/9 |

CPVC TRANSITION FITTINGS

No Lead Brass PEX CPVC Transition Fitting

ANSI/NSF 61-G



Adapter

| Part No. | Size | Configuration | Model No. | Cs/Ct |
|-----------------|------|---------------|-----------|--------|
| Adapters | | | | |
| 302-423NL | 1/2" | PEX x CPVC | Adapter | 400/50 |
| 302-424NL | 3/4" | PEX x CPVC | Adapter | 300/50 |
| 302-425NL | 1" | PEX x CPVC | Adapter | 200/25 |

No Lead Brass CPVC Transition Fitting

100 CWP, max temp 180°F
ANSI/NSF 61-G, ANSI/NSF 14
ISO 9002



MNPT x CPVC



FNPT x CPVC

| | | | | |
|-----------|--------|-------------|---------------------|--------|
| 302-403NL | 1/2" | MNPT x CPVC | Transition Fittings | 24/1 |
| 302-404NL | 3/4" | MNPT x CPVC | Transition Fittings | 360/30 |
| 302-405NL | 1" | MNPT x CPVC | Transition Fittings | 150/25 |
| 302-406NL | 1-1/4" | MNPT x CPVC | Transition Fittings | 80/10 |
| 302-407NL | 1-1/2" | MNPT x CPVC | Transition Fittings | 60/10 |
| 302-408NL | 2" | MNPT x CPVC | Transition Fittings | 20/5 |
| 302-413NL | 1/2" | FNPT x CPVC | Transition Fittings | 432/24 |
| 302-414NL | 3/4" | FNPT x CPVC | Transition Fittings | 250/25 |
| 302-415NL | 1" | FNPT x CPVC | Transition Fittings | 150/25 |
| 302-416NL | 1-1/4" | FNPT x CPVC | Transition Fittings | 10/1 |
| 302-417NL | 1-1/2" | FNPT x CPVC | Transition Fittings | 60/10 |
| 302-418NL | 2" | FNPT x CPVC | Transition Fittings | 20/5 |

304 Stainless Steel CPVC Transition Fittings

100 CWP, max temp 180°F
Naturally lead free
ANSI/NSF 14
ISO 9002



MNPT x CPVC
Transition Fitting



FNPT x CPVC
Transition Fitting

| | | | | |
|---------|--------|-------------|---------|--------|
| 302-433 | 1/2" | MNPT x CPVC | Adapter | 250/25 |
| 302-434 | 3/4" | MNPT x CPVC | Adapter | 250/25 |
| 302-435 | 1" | MNPT x CPVC | Adapter | 150/25 |
| 302-436 | 1-1/4" | MNPT x CPVC | Adapter | 80/10 |
| 302-437 | 1-1/2" | MNPT x CPVC | Adapter | 60/10 |
| 302-438 | 2" | MNPT x CPVC | Adapter | 20/5 |
| 302-443 | 1/2" | FNPT x CPVC | Adapter | 250/25 |
| 302-444 | 3/4" | FNPT x CPVC | Adapter | 250/25 |
| 302-445 | 1" | FNPT x CPVC | Adapter | 150/25 |
| 302-446 | 1-1/4" | FNPT x CPVC | Adapter | 80/10 |
| 302-447 | 1-1/2" | FNPT x CPVC | Adapter | 60/10 |
| 302-448 | 2" | FNPT x CPVC | Adapter | 20/5 |


SPECIALTY PRODUCTS



SPECIALTY BRASS FITTINGS

Raised Square Head Plug

Southern Code
 <10 psi (DWW) CWP




Raised Square Head Plug

| Part No. | Size | Configuration | Model No. | Cs/Ct |
|----------|--------|---------------|-----------|---------|
| 302-603 | 1-1/4" | MNPT | | 500/100 |
| 302-604 | 1-1/2" | MNPT | | 200/100 |
| 302-605 | 2" | MNPT | | 200/100 |
| 302-606 | 2-1/2" | MNPT | | 200/50 |
| 302-607 | 3" | MNPT | | 160/20 |
| 302-608 | 3-1/2" | MNPT | | 120/20 |
| 302-609 | 4" | MNPT | | 90/15 |
| 302-610 | 5" | MNPT | | 60/10 |
| 302-611 | 6" | MNPT | | 40/10 |

Countersunk Plug

Southern Code
 <10 psi (DWW) CWP



Countersunk Plug

| | | | | |
|---------|--------|------|--|---------|
| 302-624 | 1-1/2" | MNPT | | 400/100 |
| 302-625 | 2" | MNPT | | 200/100 |
| 302-626 | 2-1/2" | MNPT | | 200/50 |
| 302-627 | 3" | MNPT | | 160/20 |
| 302-628 | 3-1/2" | MNPT | | 160/20 |
| 302-629 | 4" | MNPT | | 60/10 |
| 302-630 | 5" | MNPT | | 60/10 |
| 302-635 | 5-1/2" | MNPT | | 20/10 |
| 302-631 | 6" | MNPT | | 40/10 |
| 302-632 | 8" | MNPT | | 20/5 |

Brass Trap Connector

With chrome plated die cast nut
 MNPT end ID machined for copper sweat installation



Trap Connector

| | | | | |
|---------|-----------------|-------------|--|--------|
| 302-106 | 1-1/4" x 1-1/4" | Slip x MNPT | | 180/20 |
| 302-107 | 1-1/4" x 1-1/2" | Slip x MNPT | | 200/20 |
| 302-108 | 1-1/2" x 1-1/2" | Slip x MNPT | | 200/20 |
| 302-116 | 1-1/4" x 1-1/4" | Slip x FNPT | | 200/20 |
| 302-117 | 1-1/4" x 1-1/2" | Slip x FNPT | | 200/20 |
| 302-118 | 1-1/2" x 1-1/2" | Slip x FNPT | | 200/20 |

BRASS FIRE HOSE FITTINGS

Female x Male Brass Hydrant Adapter

Forged brass
 Female NYFD thread pattern
 Male garden hose



A-75

| | | | | |
|---------|-----------------|-------------|------|-------|
| 322-729 | 1-1/2" x 3/4" | NST x MGHT | A-75 | 100/1 |
| 322-731 | 2-1/2" x 3/4" | NST x MGHT | A-75 | 40/1 |
| 322-744 | 2-1/2" x 2" | NST x NPSH | A-75 | 40/1 |
| 322-750 | 3" x 2-1/2" | NST x NST | A-75 | 20/1 |
| 322-733 | 2-1/2" x 3/4" | NST x MNPT | A-75 | 40/1 |
| 322-734 | 2-1/2" x 1" | NST x MNPT | A-75 | 40/1 |
| 322-736 | 2-1/2" x 1-1/2" | NST x MNPT | A-75 | 40/1 |
| 322-740 | 2-1/2" x 2" | NST x MNPT | A-75 | 40/1 |
| 322-751 | 3" x 2-1/2" | NPSH x NST | A-75 | 20/1 |
| 322-730 | 2-1/2" x 3/4" | NYFD x MGHT | A-75 | 50/1 |

BRASS FIRE HOSE FITTINGS

Double Male Hex Nipple

Forged brass



A-92

| Part No. | Size | Configuration | Model No. | Cs/Ct |
|----------|-----------------|---------------|-----------|-------|
| 322-510 | 1" x 3/4" | NPT x MGHT | A-92 | 200/1 |
| 322-526 | 2" x 2" | NPT x NPSH | A-92 | 50/1 |
| 322-511 | 1" x 1" | NPT x NST | A-92 | 100/1 |
| 322-521 | 1-1/2" x 1-1/2" | NPT x NST | A-92 | 100/1 |
| 322-533 | 2" x 2-1/2" | NPT x NST | A-92 | 30/1 |
| 322-534 | 2-1/2" x 2-1/2" | NPT x NST | A-92 | 24/1 |
| 322-523 | 1-1/2" x 1-1/2" | NST x NST | A-92 | 100/1 |

Female x Male Hex Nipple

Forged brass



A-93

| | | | | |
|---------|-----------------|------------|------|-------|
| 322-602 | 1" x 3/4" | NPT x MGHT | A-93 | 200/1 |
| 322-611 | 1-1/2" x 1-1/2" | NPT x NST | A-93 | 200/1 |
| 322-634 | 2-1/2" x 2-1/2" | NPT x NST | A-93 | 20/1 |
| 322-644 | 1-1/2" x 1-1/2" | NST x NPT | A-93 | 100/1 |
| 322-653 | 2-1/2" x 2" | NST x NPT | A-93 | 20/20 |
| 322-664 | 2-1/2" x 2-1/2" | NST x NPT | A-93 | 30/1 |
| 322-612 | 1-1/2" x 1-1/2" | NPT x NPSH | A-93 | 100/1 |
| 322-614 | 1-1/2" x 1-1/2" | NPSH x NPT | A-93 | 100/1 |
| 322-615 | 1-1/2" x 1-1/2" | NPSH x NST | A-93 | 100/1 |

Female x Male Swivel Adapter

Forged brass

All sizes with ball bearing swivel



A-91

| | | | | |
|---------|-----------------|-----------|------|------|
| 322-201 | 1-1/2" x 1-1/2" | NST x NPT | A-91 | 10/1 |
| 322-233 | 2-1/2" x 2" | NST x NPT | A-91 | 20/1 |
| 322-234 | 2-1/2" x 2-1/2" | NST x NPT | A-91 | 10/1 |
| 322-235 | 2-1/2" x 3" | NST x NPT | A-91 | 10/1 |

Caps & Plugs with Chain

Forged brass



A-80



A-81

| Caps (Female) | | | | |
|---------------|--------|-----|------|-------|
| 324-101 | 1-1/2" | NST | A-80 | 100/1 |
| 324-103 | 2-1/2" | NST | A-80 | 50/1 |
| Plugs (Male) | | | | |
| 324-123 | 2-1/2" | NST | A-81 | 50/1 |

GHT - Garden Hose Thread

NH (NST) - National Hose Thread or National Standard Thread

NPT - National Pipe Tapered Thread

NPSH - National Pipe Straight Hose Thread

We continually look for ways to improve quality and add value to our products.



Legend has a comprehensive offering of radiant flooring products, heating tube, manifolds, and mechanical room components for residential and commercial hydronic systems. From the mechanical room to the radiant panel, Legend has feature rich products designed to deliver efficiencies in both design and operation. Backed by a team of engineers, Legend offers on-demand technical and design support to assist you with your project.



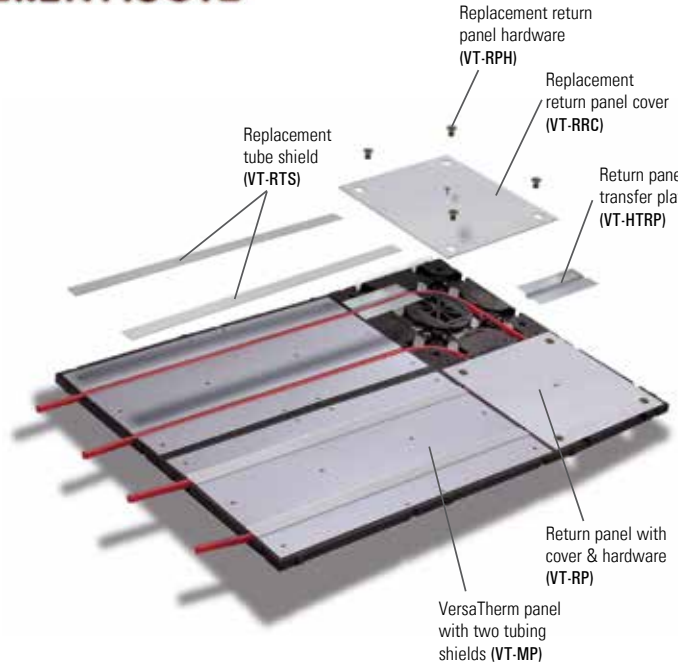
VersaTherm®

snap-fit floor system

The innovative VersaTherm floor system is unlike any dry radiant system. The panels snap together in minutes saving significant labor costs. Basement and 2nd floor retrofits are easy because the panels are pre-insulated and naturally water resistant. The use of 1/2" pipe allows for greater circuit lengths and is 100% protected by metal, unlike many other dry systems. Thus, the entire surface transfers heat, reducing temperature stratification common in some systems. The panels are only 3/4" thick, minimizing construction problems common in over-pour installations.

Key Features at a Glance

- Labor saving – snaps together
- 1/2" pipe – for longer circuit lengths
- Tubing is protected against damage
- Return Panels are pre-insulated – great for retrofits and basements
- Naturally water resistant
- Entire surface transfers heat
- Return Panels are easily cut for tight installations
- Tube spacing is 8" on center



Material worksheet on page 150

VERSATHERM PANELS

Main Panel

Includes 2 tube shields



| Part No. | Size | Configuration | Model No. | Qty. | Case |
|----------|--------------------------|---------------|------------|------|------|
| VT-MP | 31-1/2" x 15-3/4" x 3/4" | Main Panel | VersaTherm | 1 | 10 |

Return Panel

Includes return panel cover (VT-RRC)
Return panel hardware (VT-RPH)
(2) Return panel heat transfer plates (VT-HTRP)



| | | | | | |
|-------|--------------------------|--------------|------------|---|----|
| VT-RP | 15-3/4" x 15-3/4" x 3/4" | Return Panel | VersaTherm | 1 | 20 |
|-------|--------------------------|--------------|------------|---|----|

Did you know? Legend guarantees our products for 5 years or the installing contractor will receive \$25.00 back.

VERSATHERM PARTS**Replacement Tube Shield**

Used with main panel to protect tubing from damage



| Part No. | Size | Configuration | Model No. | Qty. | Case |
|----------|------------------|-------------------------|------------|------|------|
| VT-RTS | 31-1/2" x 1-3/8" | Replacement Tube Shield | VersaTherm | 1 | 3 |

Replacement Return Panel Cover

Used with return panel to protect tubing from damage.



| | | | | | |
|--------|-------------------|-------------------|------------|---|---|
| VT-RRC | 15-3/4" x 15-3/4" | Repl Return Cover | VersaTherm | 1 | - |
|--------|-------------------|-------------------|------------|---|---|

Replacement Return Panel Hardware

Includes 4 plastic snap rivets and 1 screw




Used to Fasten Return Panel Cover

| | | | | | |
|--------|--|-----------------|------------|---|---|
| VT-RPH | | Return Hardware | VersaTherm | 1 | - |
|--------|--|-----------------|------------|---|---|

Return Panel Heat Transfer Plate - Pair

Optional plate increases heat output on return panel



| | | | | | |
|---------|-----------------|----------------|------------|---|---|
| VT-HTRP | 7-3/4" x 2-7/8" | Transfer Plate | VersaTherm | 2 | - |
|---------|-----------------|----------------|------------|---|---|

Did you know? Legend has an engineering laboratory for product design and development.

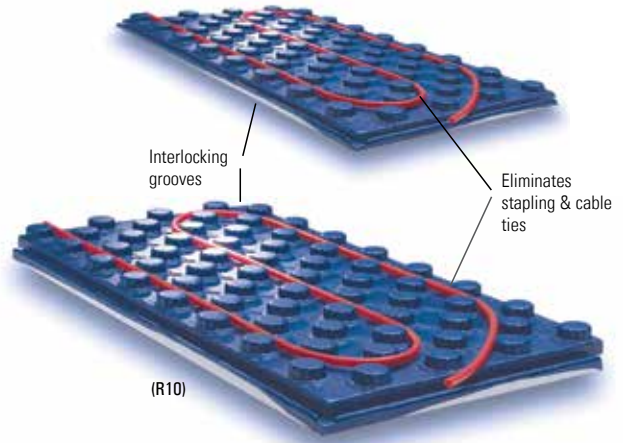
QuickTherm®

poured floor system

QuickTherm panels reduce labor costs by making it easy to properly install radiant tubing. There is no need to tie, clip, or staple tubing to the substrate.



Key Features at a Glance

- One person can quickly put down the panels and install the tubing while walking upright.
- The tube is better protected than in a wire mesh install
- No bending or crawling
- Available in R-5 or R-10
- Eliminates stapling and cable ties
- 2' x 4' panels are more accommodating to uneven gravel base and subbase surfaces
- 1/2", 5/8" or 3/4" radiant tubing can be used with QuickTherm
- QuickTherm panels can reduce installation time by up to 75%.
- QuickTherm panels can be drop shipped directly to the job site. Call for LTL or truck-load discount. Allow up to 3 weeks for delivery.



Material worksheet on page 150

QUICKTHERM PANELS

| QuickTherm Panels | Part No. | Size | Model No. | Qty. | Case |
|---|------------|--|-------------|--------------------------------------|------|
|  QT100R | 800-QT100R | 1" thick (R-5), 2' x 4', 6" & 12" Tube Spacing (1/2" & 5/8" tubing only) | Residential | Special order only Call for quote | |
| | 800-QT100 | 1" thick (R-5), 2' x 4', 6", 9", 12" Tube Spacing | QuickTherm | 1 | 18 |
|  QT200 | 800-QT200 | 2" thick (R-10), 2' x 4' 6", 9", 12" Tube Spacing | QuickTherm | 1 | 10 |

TUBING INSTALLATION ACCESSORIES

Tube Holding Pins

Large diameter tube holder pins

Designed to be manually inserted into QuickTherm "knobs" to hold down large diameter tube (typ. 3/4") in tough spots where additional support may be needed. Works on all sizes of tube and all models of QuickTherm.



| | | | | |
|---------|---------------------------------|--------------|-----|-----|
| 800-349 | All tube sizes for QT-100 & 200 | Holding Pins | 100 | Bag |
|---------|---------------------------------|--------------|-----|-----|

TUBING INSTALLATION ACCESSORIES

Tube Holding Pins

Heavy duty tube holder pins



| Part No. | Size | Configuration | Model No. | Qty. | Case |
|----------|---|---------------|--------------|------|------|
| 800-345 | 1-1/2" long for panels 1" or thicker | | Holding Pins | 100 | Bag |
| 800-348 | 2" long for panels 1-1/2" or thicker | | Holding Pins | 100 | Bag |

Tube Bend Support

Tube bend support 90°



Holds tube in a tight radius 90° bend without a fitting elbow and without fear of "kinking." Slide support easily around 1/2" tube while straight, then make bend by clicking tabs together.

| | | | | | |
|---------|-----------------|--|--------------|---|---|
| 800-503 | For 1/2" tubing | | Tube Support | 1 | - |
|---------|-----------------|--|--------------|---|---|

Tube Bend Support

Tube bend support 90°



Used to hold flexible tubing in a 90° bend without a fitting elbow and creates a neat, professional appearance.

| | | | | | |
|---------|------------------------|--|--------------|---|---|
| 800-305 | Fits up to 1/2" tubing | | Bend Support | 1 | - |
| 800-304 | Fits up to 3/4" tubing | | Bend Support | 1 | - |

Protection Sleeve

Tube protection sleeve



Used to protect tubing in a concrete slab at expansion joints. Pre-slit 12" lengths allow for rapid installation after tubing has been installed and before concrete pour.

| | | | | | |
|---------|----------|------------------|--------|---|---|
| 800-313 | 12" long | Fits 1/2" tubing | Sleeve | 1 | - |
| 800-314 | 12" long | Fits 3/4" tubing | Sleeve | 1 | - |

Heat Transfer Plate


Joist space



Extruded Aluminum Heat Transfer Plates – For use in radiant floor heating via joist space applications (under sub-floor) with 3/8" or 1/2" PEX tubing. Plates are 3-1/2" x 4' long and pre-drilled for wood screws to attach underneath sub-floor. PEX tubing is held securely in tube channel on under side of plate.

| | | | | | |
|---------|------------------|------------------|----------------|---|----|
| 800-362 | 3-1/2" x 4' long | Fits 3/8" tubing | Transfer Plate | 1 | 20 |
| 800-364 | 3-1/2" x 4' long | Fits 1/2" tubing | Transfer Plate | 1 | 20 |

TUBING INSTALLATION ACCESSORIES

| Tube Track | Part No. | Size | Configuration | Model No. | Qty. | Case |
|---|----------|------------|---|-----------|------|------|
|  | 800-323 | 39" Length | Tube track holding tabs for 3/8" or 1/2" tubing are spaced every 2" | | 1 | - |
| | 800-324 | 39" Length | Dual track holding tabs for 3/8" or 1/2" and for 5/8" or 3/4" tubing alternate every 4" | | 1 | - |

Mounting Rail

Use tube holding pins (top) in rigid foam board installations

Tube Mounting Rail – Used to hold tubing to rigid foam, wood or concrete. Mounting holes are provided for appropriate fasteners. 6-1/2' (78") rails have prescored "break" lines should shorter lengths be needed. Holding slots are spaced every 2".



| | | | | |
|---------|------------|------------------|---|---|
| 800-333 | 78" Length | Fits 1/2" tubing | 1 | - |
| 800-334 | 78" Length | Fits 3/4" tubing | 1 | - |

Tube Bend Support, Plastic


Bend support made from durable plastic with nail tab for securing to studs or joists when routing plastic tubing in plumbing installations. For 1/2", 3/4" and 1" tubing.



| | | | | |
|---------|------|------------------------------------|---|---|
| 509-003 | 1/2" | Plastic Bend Support with Nail Tab | 1 | - |
| 509-004 | 3/4" | Plastic Bend Support with Nail Tab | 1 | - |
| 509-005 | 1" | Plastic Bend Support with Nail Tab | 1 | - |

Tube Bend Support, Metal

Metal bend support for 1/2", 3/4" and 1" flexible plastic tubing.



| | | | | |
|---------|------|-------------------------------------|---|---|
| 509-013 | 1/2" | Metal Bend Support | 1 | - |
| 509-014 | 3/4" | Metal Bend Support | 1 | - |
| 509-023 | 1/2" | Metal Bend Support with Nail Flange | 1 | - |

TUBING INSTALLATION ACCESSORIES

Tube Repair Coupler



| Part No. | Size | Configuration | Model No. | Qty. | Case |
|---|---------------------|---------------|-----------|------|------|
| Repair Adapter for 5/16" to 3/4" Manifold Connectors for PEX Tubing | | | | | |
| 830-819 | 3/4" R20 x 3/4" R20 | Connector | | - | 50 |

Note: See page 124 for required tubing connector



Repair Yellow Silicone Tape

| | | | | | |
|---------|----------|-------------|--|---|---|
| 830-820 | 1" x 12' | Repair Tape | | 1 | - |
|---------|----------|-------------|--|---|---|

Tube Talon Fasteners



Plastic talon hook with nail included, secures tubing to wooden surfaces. Ideal for neatly routing and attaching flexible plastic tubing to floor joists and wall studs. For CTS 1/2", 3/4" and 1". Sold in Bags of 100.

| | | | | | |
|---------|------|------------|--|---------|---|
| 800-373 | 1/2" | Tube Talon | | Per Bag | - |
| 800-374 | 3/4" | Tube Talon | | Per Bag | - |
| 800-375 | 1" | Tube Talon | | Per Bag | - |

Tube Isolation Clamps



Plastic tube fastener for isolating flexible plastic tube as it passes through building floor joists and wall studs. Protects tubing from sharp or hard surfaces, ideal for plumbing and hydronic piping. Includes two pre-drilled screw holes, fits CTS 1/2", 3/4" and 1". Sold in Bags of 100.

| | | | | | |
|---------|------|----------------------|--|---------|---|
| 800-513 | 1/2" | Tube Isolation Clamp | | Per Bag | - |
| 800-514 | 3/4" | Tube Isolation Clamp | | Per Bag | - |
| 800-515 | 1" | Tube Isolation Clamp | | Per Bag | - |

Standard Tube Clamps



Plastic tube fastener for securing flexible plastic tube to solid surfaces, floor joists and wall studs. Protects and keeps tubing straight when routing in plumbing and hydronic piping. Includes two pre-drilled screw holes, fits CTS 1/2", 3/4" and 1". Sold in Bags of 100.

| | | | | | |
|---------|------|---------------------|--|---------|---|
| 800-523 | 1/2" | Standard Tube Clamp | | Per Bag | - |
| 800-524 | 3/4" | Standard Tube Clamp | | Per Bag | - |
| 800-525 | 1" | Standard Tube Clamp | | Per Bag | - |

Did you know? The Legend technical staff has extensive academic and practical plumbing and heating expertise.

TUBING INSTALLATION ACCESSORIES

Clip Tube Holders



SnappRAIL™ Clip Holders can be attached to the surface individually with a screw or nail (not included); or attach several in a row to clip holder rail (800-500) with adapter (800-501). Clip holders can quickly and easily secure either flexible tubing (PEX or PERT) or rigid copper tubing by pushing the tube into the mounted clip holder rail. Removal of the tubing, if necessary, is easy without damage to either the tubing or the clip holder.



SnappRAIL™ Clip Holders attach to clip holder rail with adapter (800-501). May also be fastened to joist or stud individually without rail.

| Part No. | Size | Configuration | Model No. | Qty. | Case |
|----------|--------|------------------|-----------|------|------|
| 800-352 | 3/8" | Clip Tube Holder | | 1 | - |
| 800-353 | 1/2" | Clip Tube Holder | | 1 | - |
| 800-351 | 5/8" | Clip Tube Holder | | 1 | - |
| 800-354 | 3/4" | Clip Tube Holder | | 1 | - |
| 800-355 | 1" | Clip Tube Holder | | 1 | - |
| 800-356 | 1-1/4" | Clip Tube Holder | | 1 | - |

Clip Holder Rail



SnappRAIL™ Clip Holder Rail.

| | | | | | |
|---------|----------|------------------|--|---|---|
| 800-500 | (39.37") | Clip Holder Rail | | 1 | - |
|---------|----------|------------------|--|---|---|

Clip Holder Adapter



SnappRAIL™ Clip Holder Rail Adapter, holds clip tube holders.

| | | | | | |
|---------|--|--------------------------|--|---|---|
| 800-501 | | Clip Holder Rail Adapter | | 1 | - |
|---------|--|--------------------------|--|---|---|

ST-100 Upright Staple Tool



Tube Installation Staple Tool - Upright hand staple tool for installing different sizes of tubing into EPS foam board. Long handle allows installer to easily staple down flexible radiant tube to rigid foam insulation while walking upright.

| | | | | | |
|------------|--|--|--------|----|---|
| 800-340 | | Upright hand staple tool | ST-100 | 1 | 1 |
| 800-340-34 | | Plastic staple for rigid foam (1-3/8" long) - holds up to 1/2" tube with min 1/2" thick board. | ST-100 | 30 | - |
| 800-340-40 | | Plastic staple for rigid foam (1-1/2" long) - holds up to 5/8" tube with min 1" thick board. | ST-100 | 25 | - |
| 800-340-55 | | Plastic staple for rigid foam (2-1/8" long) - holds up to 3/4" tube with min 2" thick board. | ST-100 | 30 | - |

LEGENDFlex®

Highly Flexible PEX heating tube with oxygen barrier.

Manufactured from a proprietary polymer formulation which dramatically increases flexibility and maintains high strength. Available in 3/8", 1/2", 5/8", 3/4" and 1" tube sizes. LegendFlex delivers greater performance and flexibility than standard PEX. We are so confident in its performance, we back it with a 30 year warranty.

LegendFlex is extremely flexible and very difficult to kink. In the unlikely event one should occur, simply repair it with a heat gun. No need to cut and use a coupling or replace the tubing.

LegendFlex tubing is also compatible with cold expansion type fitting systems (compliant with standards ASTM F2080 & ASTM F 1960). Its strength, durability and thermal memory enables proper seal with crimp or expansion style connections.

Residential, commercial and industrial applications include:


- Radiant heating and cooling
- Snow & ice melt
- GeoThermal
- Turf conditioning



The externally extruded EVOH oxygen barrier reduces oxygen molecule permeation into the water. Compliant with standard DIN4756 (< 0.1 grams/m²/day).

LEGENDFLEX TUBING

Meets the requirements of ASTM F876 and F877

| Heating Tube | Part No. | Size | | Qty. | Case |
|---|----------|--------------|--|------|------|
|  | 850-125 | 3/8" x 500' | PEX tubing with oxygen barrier, 20 lbs. capacity 0.0051 gal./ft. | 1 | - |
| | 850-129 | 3/8" x 1000' | PEX tubing with oxygen barrier, 40 lbs. capacity 0.0051 gal./ft. | 1 | - |
| | 850-203 | 1/2" x 20' | PEX tubing with oxygen barrier, 1 lbs. capacity 0.0096 gal./ft. | 1 | 25 |
| | 850-133 | 1/2" x 300' | PEX tubing with oxygen barrier, 15 lbs. capacity 0.0096 gal./ft. | 1 | - |
| | 850-135 | 1/2" x 500' | PEX tubing with oxygen barrier, 25 lbs. capacity 0.0096 gal./ft. | 1 | - |
| | 850-139 | 1/2" x 1000' | PEX tubing with oxygen barrier, 50 lbs. capacity 0.0096 gal./ft. | 1 | - |
| | 850-140 | 1/2" x 1200' | PEX tubing with oxygen barrier, 60 lbs. capacity 0.0096 gal./ft. | 1 | - |

LEGEND FLEX TUBING

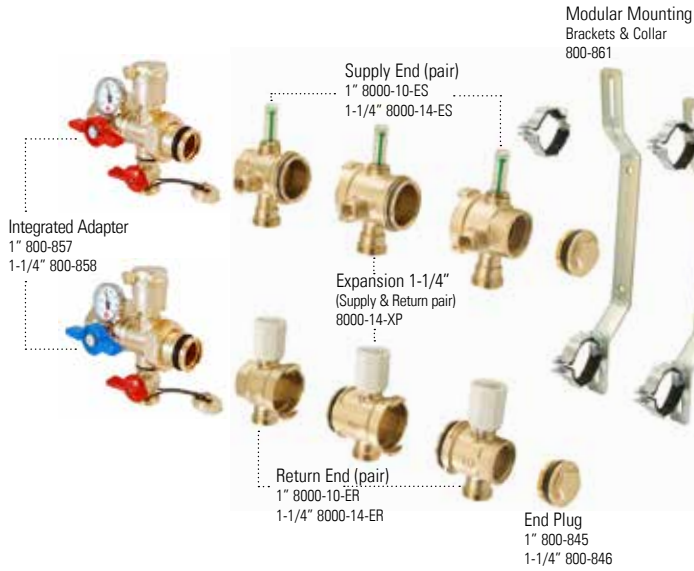


| Heating Tube | Part No. | Size | | Qty. | Case |
|--------------|----------|--------------|---|------|------|
| | 850-144 | 5/8" x 400' | PEX tubing with oxygen barrier, 28 lbs. capacity 0.0138 gal./ft. | 1 | - |
| | 850-149 | 5/8" x 1000' | PEX tubing with oxygen barrier, 70 lbs. capacity 0.0138 gal./ft. | 1 | - |
| | 850-204 | 3/4" x 20' | PEX tubing with oxygen barrier, 2 lbs. capacity 0.0189 gal./ft. | 1 | 25 |
| | 850-151 | 3/4" x 100' | PEX tubing with oxygen barrier, 10 lbs. capacity 0.0189 gal./ft. | 1 | - |
| | 850-153 | 3/4" x 300' | PEX tubing with oxygen barrier, 30 lbs. capacity 0.0189 gal./ft. | 1 | - |
| | 850-155 | 3/4" x 500' | PEX tubing with oxygen barrier, 50 lbs. capacity 0.0189 gal./ft. | 1 | - |
| | 850-159 | 3/4" x 1000' | PEX tubing with oxygen barrier, 100 lbs. capacity 0.0189 gal./ft. | 1 | - |
| | 850-205 | 1" x 20' | PEX tubing with oxygen barrier, 3.2 lbs. capacity 0.0312 gal./ft. | 1 | 25 |
| | 850-161 | 1" x 100' | PEX tubing with oxygen barrier, 16 lbs. capacity 0.0312 gal./ft. | 1 | - |
| | 850-165 | 1" x 500' | PEX tubing with oxygen barrier, 80 lbs. capacity 0.0312 gal./ft. | 1 | - |

Did you know? HyperPure® bimodal PE-RT tubing is manufactured by Legend in Michigan. (See page 152)

You expect quality, we deliver it.

M-8000™ MODULAR



Carry less inventory and build any configuration you need!

The M-8000 Modular™ manifold series guarantees you'll always have the manifold you need when you need it. Precision-designed individual components can be easily customized to achieve any solution a project requires EPDM O-rings and CNC machining ensure a perfect seal, guaranteed.

The M-8000 system makes on-site customization, configuration and installation a snap. By stocking a handful of interchangeable components, any manifold from 1" to 1-1/4", from 2 to 14 ports, with or without fill/purge valves can be built in minutes. Our modular system allows you to carry less inventory, yet stock exactly what you need to get the job done, especially when requirements change on the job site. Many components are compatible with our M-8100, M-8200 and M-8220 manifolds – making the Legend manifold family the most flexible manifold system on the market.

Key Features at a Glance

- Perfect seal - guaranteed
- Easy to assemble - twist & turn
- Flexible circuit orientation - service loops above and below manifold

Balancing valves with memory stop. Optional angle isolation valves for tight installations. Can be mounted in any orientation. Available in 1" and 1-1/4" configurations

MANIFOLDS

M-8000 MODULAR MANIFOLD SERIES KIT

M-8000 Kit

ISO 9002



| Part No. | Kit | Qty. |
|----------|-----|------|
|----------|-----|------|

M-8000 Modular Basic – Includes all required pieces to create basic 2-port 1" modular manifold.

| | | |
|------------|---|---|
| 8000-10-2 | 1" M-8000 Kit | |
| 8000-10-ES | 1" Supply End- Pair | 1 |
| 8000-10-ER | 1" Return End - Pair | 1 |
| 800-845 | 1" Manifold End Plug | 2 |
| 800-855 | 1" Manifold Angle Isolation Valve - Pair | 1 |
| 800-861 | Modular Manifold Mounting Bracket & Collar - Pair | 1 |

M-8000A Kit

ISO 9002



M-8000A Modular Angle – Includes all required pieces to create basic 2-port 1" modular manifold with angle isolation valve

| | | |
|------------|---|---|
| 8000A-10-2 | 1" M-8000A Kit | |
| 8000-10-ES | 1" Supply End - Pair | 1 |
| 8000-10-ER | 1" Return End - Pair | 1 |
| 800-845 | 1" Manifold End Plug | 2 |
| 800-825 | 1" Manifold Angle Isolation Valve - Pair | 1 |
| 800-861 | Modular Manifold Mounting Bracket & Collar - Pair | 1 |

M-8000 MODULAR MANIFOLD SERIES KIT

M-8000S Kit

ISO 9002



| Part No. | Kit | Qty. |
|---|---|------|
| M-8000S Modular Press – Includes all required pieces to create basic 2-port 1" modular manifold with LegendPress™ isolation valve. | | |
| 8000S-10-2 | 1" M-8000S Kit | |
| 8000-10-ES | 1" Supply End - Pair | 1 |
| 8000-10-ER | 1" Return End - Pair | 1 |
| 800-845 | 1" Manifold End Plug | 2 |
| 800-865 | 1" LegendPress™ Manifold Isolation Valve - Pair | 1 |
| 800-861 | Modular Manifold Mounting Bracket & Collar - Pair | 1 |

M-8000T Kit

ISO 9002



| | | |
|--|---|---|
| M-8000T Modular-T – Includes all required pieces to create basic 2-port 1" modular manifold with thermometer. | | |
| 8000T-10-2 | 1" M-8000T Kit | |
| 8000-10-ES | 1" Supply End - Pair | 1 |
| 8000-10-ER | 1" Return End - Pair | 1 |
| 800-845 | 1" Manifold End Plug | 2 |
| 800-855T | 1" Manifold Isolation Valve with Thermometer - Pair | 1 |
| 800-861 | Modular Manifold Mounting Bracket & Collar - Pair | 1 |

M-8000P Kit

ISO 9002



| | | |
|---|---|---|
| M-8000P Modular Pro – Includes all required pieces to create basic 2-port 1" modular manifold with integrated adapter valve. | | |
| 8000P-10-2 | 1" M-8000P Kit | |
| 8000-10-ES | 1" Supply End - Pair | 1 |
| 8000-10-ER | 1" Return End - Pair | 1 |
| 800-845 | 1" Manifold End Plug | 2 |
| 800-857 | 1" Integrated Manifold Adapter Valve - Pair | 1 |
| 800-861 | Modular Manifold Mounting Bracket & Collar - Pair | 1 |

Note: For all kits order expansion pairs as needed, pages 101-102

M-8000 MODULAR MANIFOLD SERIES KIT

M-8000AP Kit

ISO 9002



| Part No. | Kit | Qty. |
|---|---|------|
| M-8000AP Modular Angle-Pro – Includes all required pieces to create basic 2-port 1" modular manifold with precision adapter. | | |
| 8000AP-10-2 | 1" M-8000AP Kit | |
| 8000-10-ES | 1" Supply End - Pair | 1 |
| 8000-10-ER | 1" Return End - Pair | 1 |
| 800-845 | 1" Manifold End Plug | 2 |
| 800-825 | 1" Manifold Angle Isolation Valve - Pair | 1 |
| 800-805 | 1" Precision Adapter | 1 |
| 800-861 | Modular Manifold Mounting Bracket & Collar - Pair | 1 |

M-8000SP Kit

ISO 9002



M-8000SP Modular Press-Pro – Includes all required pieces to create basic 2-port 1" modular manifold with LegendPress™ isolation valve.

| | | |
|-------------|---|---|
| 8000SP-10-2 | 1" M-8000SP Kit | |
| 8000-10-ES | 1" Supply End - Pair | 1 |
| 8000-10-ER | 1" Return End - Pair | 1 |
| 800-845 | 1" Manifold End Plug | 2 |
| 800-865 | 1" LegendPress™ Manifold Isolation Valve - Pair | 1 |
| 800-805 | 1" Precision Adapter | 1 |
| 800-861 | Modular Manifold Mounting Bracket & Collar - Pair | 1 |

1-1/4" M-8000P Kit

ISO 9002



M-8000P 1-1/4" Modular Pro – Includes all required pieces to create basic 2-port 1-1/4" modular manifold with thermometer.

| | | |
|------------|---|---|
| 8000P-14-2 | 1-1/4" M-8000P Kit | |
| 8000-14-ES | 1-1/4" Supply End - Pair | 1 |
| 8000-14-ER | 1-1/4" Return End - Pair | 1 |
| 800-846 | 1-1/4" Manifold End Plug | 2 |
| 800-858 | 1-1/4" Integrated Adapter | 1 |
| 800-861 | Modular Manifold Mounting Bracket & Collar - Pair | 1 |

Note: For all kits order expansion pairs as needed, pages 101-102

M-8000 MODULAR™ COMPONENTS

Supply & Return Expansion Pair

ISO 9002



Part No.

Qty.

Supply and Return Expansion Pair – Order expansion quantities as required for headers with more than 2 circuits.

| | | |
|------------|----------------------------------|---|
| 8000-14-XP | Supply and Return Expansion Pair | 1 |
| 8000-14-MR | 1-1/4" Modular Return Expansion | 1 |
| 8000-14-MS | 1-1/4" Modular Supply Expansion | 1 |

Supply and Return Ends (M-8000 Components)



| | | |
|------------|---|---|
| 8000-10-ES | 1" Modular Supply End - Matching Pair | 1 |
| 8000-14-ES | 1-1/4" Modular Supply End - Matching Pair | 1 |
| 8000-10-ER | 1" Modular Return End - Matching Pair | 1 |
| 8000-14-ER | 1-1/4" Modular Return End - Matching Pair | 1 |

Note: End sections ship in matching right and left pairs. Request both supply & return end pairs when completing a modular manifold.

End Plug with Gasket

ISO 9002



Brass Manifold End Plug – To close and seal manifold end.

| | | |
|---------|--------------------------|---|
| 800-845 | 1" Manifold End Plug | 1 |
| 800-846 | 1-1/4" Manifold End Plug | 1 |

Isolation Valve

ISO 9002



| | | |
|----------|---|---|
| 800-855 | 1" Manifold Isolation Valve - Matching Pair | 1 |
| 800-855B | 1" Manifold Isolation Valve - Blue Handle | 1 |
| 800-855R | 1" Manifold Isolation Valve - Red Handle | 1 |
| 800-856 | 1-1/4" Manifold Isolation Valve - Matching Pair | 1 |
| 800-856B | 1-1/4" Manifold Isolation Valve - Blue Handle | 1 |
| 800-856R | 1-1/4" Manifold Isolation Valve - Red Handle | 1 |

Note: Also used as loop isolation valve on M-8220 High Capacity™ and GeoGreen™ series manifolds.

Isolation Valve Thermometer

ISO 9002



Isolation Valves with Thermometer – For M-8000, M-8100 and M-8200 manifolds. Sold as red and blue handled pairs.

| | | |
|----------|---|---|
| 800-855T | 1" Manifold Isolation Valve with Thermometer - Pair | 1 |
| 800-856T | 1-1/4" Manifold Isolation Valve with Thermometer - Pair | 1 |

Note: Also used as loop isolation valve on M-8220 High Capacity™ and GeoGreen™ series manifolds.

M-8000 MODULAR COMPONENTS

Angle Isolation Valve

ISO 9002



Part No.

Qty.

Angle Isolation Valve – For M-8000, M-8100 and M-8200 manifolds. Used for low profile installations when supply & return piping feeds from the ceiling or floor. Includes offset adapter to properly align vertical piping.

| | | |
|---------|--|---|
| 800-825 | 1" Manifold Angle Isolation Valve - Pair | 1 |
|---------|--|---|

LegendPress™ Isolation Valve

ISO 9002



LegendPress Isolation Valve – LegendPress style isolation valves feature two EPDM O-rings and deep sockets to ensure a perfect seal with every press.

| | | |
|---------|--|---|
| 800-865 | 1" LegendPress Manifold Isolation Valve - Pair | 1 |
|---------|--|---|

| | | |
|---------|--|---|
| 800-866 | 1-1/4" LegendPress Manifold Isolation Valve - Pair | 1 |
|---------|--|---|

Integrated Adapter Valve

ISO 9002



Integrated Adapter Valve – Includes garden hose thread fill & purge, air vent, thermometer, isolation valve and sensor port, all in one unit. For M-8000, M-8100 and M-8200.

| | | |
|---------|---|---|
| 800-857 | 1" Integrated Manifold Adapter Valve - Pair | 1 |
|---------|---|---|

| | | |
|---------|---|---|
| 800-858 | 1-1/4" Integrated Manifold Adapter Valve - Pair | 1 |
|---------|---|---|

Precision Adapter

ISO 9002



Precision Adapter – Includes garden hose thread fill & purge, air vent and thermometer. For M-8000, M-8100 and M-8200.

| | | |
|---------|--------------------------------------|---|
| 800-805 | 1" Manifold Precision Adapter - Pair | 1 |
|---------|--------------------------------------|---|

| | | |
|---------|--|---|
| 800-806 | 1-1/4" Manifold Precision Adapter - Pair | 1 |
|---------|--|---|

Mounting Bracket

ISO 9002



Mounting Brackets for M-8000 manifold.

| | | |
|---------|---|---|
| 800-861 | Modular Manifold Mounting Bracket & Collar - Pair | 1 |
|---------|---|---|

MANIFOLDS

M-8100

ENGINEERED PLASTIC



The “all-in-one” manifold - lightweight, yet durable. Pre-assembled, yet easily adaptable!

The M-8100 Engineered Plastic manifold provides many solutions in this superbly designed series. It is manufactured from a high-performance, lightweight polymer that is durable and strong. It can withstand pressures and temperatures well beyond what is needed for even the most demanding radiant heating or cooling project. The M-8100 manifold is shipped pre-assembled and mounted on brackets so it's ready to be installed out of the box. Plus, its circuit loop “add-on” capability allows for convenient adaptability to accommodate project changes. The variety of available kits, accessories and options provide for optimal flexibility.

Key Features at a Glance

- Manufactured from advanced polymer – strong and very durable yet lightweight
- Pre-assembled for easy installation
- Field expandable allowing easy adaptability to project changes
- Variety of isolation valve options– threaded, LegendPress™, angle and valve with built-in thermometers
- Built-in loop isolation, balancing and flow meters (0 to 2 GPM) for easy set-up and optimization

MANIFOLDS

M-8100 ENGINEERED PLASTIC MANIFOLD

M-8100P Engineered Plastic Pro

ISO 9002

Part No.

Qty.

M-8100P EP Pro Manifold – Includes integrated adapter valve with garden hose thread fill & purge valve, automatic air vent, thermometer, isolation valve and sensor port all in one unit.



| | | |
|-------------|--|---|
| 8100P-10-2 | 2 Port – 1” EP Pro Manifold with Integrated Adapter Valve | 1 |
| 8100P-10-3 | 3 Port – 1” EP Pro Manifold with Integrated Adapter Valve | 1 |
| 8100P-10-4 | 4 Port – 1” EP Pro Manifold with Integrated Adapter Valve | 1 |
| 8100P-10-5 | 5 Port – 1” EP Pro Manifold with Integrated Adapter Valve | 1 |
| 8100P-10-6 | 6 Port – 1” EP Pro Manifold with Integrated Adapter Valve | 1 |
| 8100P-10-7 | 7 Port – 1” EP Pro Manifold with Integrated Adapter Valve | 1 |
| 8100P-10-8 | 8 Port – 1” EP Pro Manifold with Integrated Adapter Valve | 1 |
| 8100P-10-9 | 9 Port – 1” EP Pro Manifold with Integrated Adapter Valve | 1 |
| 8100P-10-10 | 10 Port – 1” EP Pro Manifold with Integrated Adapter Valve | 1 |
| 8100P-10-11 | 11 Port – 1” EP Pro Manifold with Integrated Adapter Valve | 1 |
| 8100P-10-12 | 12 Port – 1” EP Pro Manifold with Integrated Adapter Valve | 1 |

M-8100 ENGINEERED PLASTIC MANIFOLD

M-8100A Engineered Plastic Angle

ISO 9002

Part No.

Qty.

M-8100A EP Angle – Includes angle isolation valves with offset adapter for vertical piping applications and ships loosely pre-assembled ready to install.



| | | |
|-------------|---|---|
| 8100A-10-2 | 2 Port – 1" EP Angle Manifold with Angle Isolation Valve | 1 |
| 8100A-10-3 | 3 Port – 1" EP Angle Manifold with Angle Isolation Valve | 1 |
| 8100A-10-4 | 4 Port – 1" EP Angle Manifold with Angle Isolation Valve | 1 |
| 8100A-10-5 | 5 Port – 1" EP Angle Manifold with Angle Isolation Valve | 1 |
| 8100A-10-6 | 6 Port – 1" EP Angle Manifold with Angle Isolation Valve | 1 |
| 8100A-10-7 | 7 Port – 1" EP Angle Manifold with Angle Isolation Valve | 1 |
| 8100A-10-8 | 8 Port – 1" EP Angle Manifold with Angle Isolation Valve | 1 |
| 8100A-10-9 | 9 Port – 1" EP Angle Manifold with Angle Isolation Valve | 1 |
| 8100A-10-10 | 10 Port – 1" EP Angle Manifold with Angle Isolation Valve | 1 |
| 8100A-10-11 | 11 Port – 1" EP Angle Manifold with Angle Isolation Valve | 1 |
| 8100A-10-12 | 12 Port – 1" EP Angle Manifold with Angle Isolation Valve | 1 |

M-8100 Engineered Plastic Basic

ISO 9002

M-8100 EP Basic Manifold – Includes threaded (FNPT) isolation valves and ships loosely pre-assembled ready to install.



| | | |
|------------|---|---|
| 8100-10-2 | 2 Port – 1" EP Basic Manifold with Isolation Valve | 1 |
| 8100-10-3 | 3 Port – 1" EP Basic Manifold with Isolation Valve | 1 |
| 8100-10-4 | 4 Port – 1" EP Basic Manifold with Isolation Valve | 1 |
| 8100-10-5 | 5 Port – 1" EP Basic Manifold with Isolation Valve | 1 |
| 8100-10-6 | 6 Port – 1" EP Basic Manifold with Isolation Valve | 1 |
| 8100-10-7 | 7 Port – 1" EP Basic Manifold with Isolation Valve | 1 |
| 8100-10-8 | 8 Port – 1" EP Basic Manifold with Isolation Valve | 1 |
| 8100-10-9 | 9 Port – 1" EP Basic Manifold with Isolation Valve | 1 |
| 8100-10-10 | 10 Port – 1" EP Basic Manifold with Isolation Valve | 1 |
| 8100-10-11 | 11 Port – 1" EP Basic Manifold with Isolation Valve | 1 |
| 8100-10-12 | 12 Port – 1" EP Basic Manifold with Isolation Valve | 1 |

M-8100 ENGINEERED PLASTIC MANIFOLD COMPONENTS

Header Isolation Valve Connector

ISO 9002






EP Header Isolation Valve Connector – For both supply and return to allow connection of header isolation valves. Includes large header c-clip, double o-ring and spacer ring.



| | | |
|---------|--|---|
| 810-105 | EP Header Isolation Valve Connector – Pair | 1 |
|---------|--|---|

MANIFOLDS

M-8100 ENGINEERED PLASTIC MANIFOLD COMPONENTS

| End Plug | Part No. | Qty. |
|---|--|-------------|
| ISO 9002  | <p>EP End Plug – For both supply & return, to close and seal manifold headers. Includes large header c-clip, double o-ring and spacer ring.</p> <p>810-102 EP End Plug – Pair</p> | <p>1</p> |
| <p>Expansion Supply & Return</p> ISO 9002  | <p>EP Expansion – Includes one each for both supply and return. Add as necessary to end plug and header isolation valve connector to provide circuit loops to the manifold assembly. Includes large c-clip, double o-ring and spacer ring.</p> <p>8100-10-XP EP Expansion - Pair</p> | <p>1</p> |
| <p>Manifold Mounting Bracket</p> ISO 9002  | <p>Manifold Mounting Brackets & Collar – For M-8100 manifolds, adjustable height/distance between headers.</p> <p>810-100 EP Manifold Mounting Bracket & Collar - Pair</p> | <p>1</p> |
| <p>PTFE Header Connector</p> ISO 9002  | <p>EP PTFE Header Connector – Allows connection of brass isolation valves to manifold headers, both supply and return. Required for isolation valves with or without thermometers, angle and LegendPress™ configurations.</p> <p>810-106 EP PTFE Header Connector – Pair</p> | <p>1</p> |
| <p>Brass Bushing</p> ISO 9002  | <p>EP Brass Bushing – Allows connection of brass angle isolation valve offset adapter and precision adapter to manifold headers, as needed.</p> <p>810-107 EP Brass Bushing - Each</p> | <p>1</p> |

MANIFOLDS

M-8100 ENGINEERED PLASTIC MANIFOLD COMPONENTS

Large Header C-Clip

ISO 9002



Part No.

Qty.

EP Large Header C-Clip— Replacement c-clips for securing header isolation valve connectors, end plugs and expansion pieces together. Sold in bags of 10.

810-103

EP Large Header C-Clip

10

Tube Connector C-Clip

ISO 9002



EP Tube Connector C-Clip – Replacement c-clips for securing brass port connections to manifold headers, both supply and return. Sold in bags of 10.

810-104

EP Tube Connector C-Clip

10

PEX Tube Connectors

ISO 9002



3/4" connector

PEX Tube Connectors - For M-8100EP manifold only.

810-142EP

3/8" PEX to EP Manifold Connector - Pair

1

810-143EP

1/2" PEX to EP Manifold Connector - Pair

1

810-144EP

5/8" PEX to EP Manifold Connector - Pair

1

810-145EP

3/4" PEX to EP Manifold Connector - Pair

1

Not for use with PEX-AL-PEX tube

Did you know? Legend University hydronic contractor training is scheduled throughout the year.

M-8200™
PRECISION

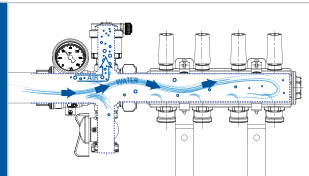


The M-8200 Precision manifold is fully loaded with the features and benefits required for high performance. Flow metering and balancing are built-in, and there is unlimited flexibility in positioning the manifold in any direction. The unique "integrated adapter" combines isolation, temperature, air vent and fill & purge valves into one compact unit. Only Legend places the air vent in-line with the water flow removing more air than typical end mount installations. Many components are compatible with our M-8000, M-8100 and M-8220 manifolds – making the Legend manifold series the most flexible manifold system on the market.

Key Features at a Glance

- 2 GPM flow meters
- Balancing valves with memory stop
- Optional 4-wire actuators
- Manifold union available for easy circuit expansion
- Optional LegendPress™ and angle isolation valves available
- Optional compact "integrated adapter" removes more air

In-line air vent location removes more air than a typical end mount



MANIFOLDS

M-8200 PRECISION™ MANIFOLD

M-8200P Precision Pro

ISO 9002



| Part No. | Qty. |
|----------|------|
|----------|------|

M-8200P Precision-Pro Manifold – Includes integrated adapter valve with garden hose thread fill & purge valve, automatic air vent, thermometer, isolation valve and sensor port all in one unit.

| | | | |
|-------------|---------|------------------|---|
| 8200P-10-2 | 2 Port | 1" Brass Bar | 1 |
| 8200P-10-3 | 3 Port | 1" Brass Bar | 1 |
| 8200P-10-4 | 4 Port | 1" Brass Bar | 1 |
| 8200P-10-5 | 5 Port | 1" Brass Bar | 1 |
| 8200P-10-6 | 6 Port | 1" Brass Bar | 1 |
| 8200P-10-7 | 7 Port | 1" Brass Bar | 1 |
| 8200P-10-8 | 8 Port | 1" Brass Bar | 1 |
| 8200P-10-9 | 9 Port | 1" Brass Bar | 1 |
| 8200P-10-10 | 10 Port | 1" Brass Bar | 1 |
| 8200P-10-11 | 11 Port | 1" Brass Bar | 1 |
| 8200P-10-12 | 12 Port | 1" Brass Bar | 1 |
| | | | |
| 8200P-14-4 | 4 Port | 1-1/4" Brass Bar | 1 |
| 8200P-14-5 | 5 Port | 1-1/4" Brass Bar | 1 |
| 8200P-14-6 | 6 Port | 1-1/4" Brass Bar | 1 |
| 8200P-14-7 | 7 Port | 1-1/4" Brass Bar | 1 |
| 8200P-14-8 | 8 Port | 1-1/4" Brass Bar | 1 |
| 8200P-14-9 | 9 Port | 1-1/4" Brass Bar | 1 |
| 8200P-14-10 | 10 Port | 1-1/4" Brass Bar | 1 |
| 8200P-14-11 | 11 Port | 1-1/4" Brass Bar | 1 |
| 8200P-14-12 | 12 Port | 1-1/4" Brass Bar | 1 |

M-8200 PRECISION MANIFOLD

M-8200AP Precision Angle Pro

ISO 9002



Part No.

Qty.

M-8200AP Precision Manifold with Angle Isolation Valve – Angle connection and isolation valve in one body allows connection of supply and distribution piping from above or below in a tight configuration.

| | | | |
|--------------|---------|--------------|---|
| 8200AP-10-2 | 2 Port | 1" Brass Bar | 1 |
| 8200AP-10-3 | 3 Port | 1" Brass Bar | 1 |
| 8200AP-10-4 | 4 Port | 1" Brass Bar | 1 |
| 8200AP-10-5 | 5 Port | 1" Brass Bar | 1 |
| 8200AP-10-6 | 6 Port | 1" Brass Bar | 1 |
| 8200AP-10-7 | 7 Port | 1" Brass Bar | 1 |
| 8200AP-10-8 | 8 Port | 1" Brass Bar | 1 |
| 8200AP-10-9 | 9 Port | 1" Brass Bar | 1 |
| 8200AP-10-10 | 10 Port | 1" Brass Bar | 1 |
| 8200AP-10-11 | 11 Port | 1" Brass Bar | 1 |
| 8200AP-10-12 | 12 Port | 1" Brass Bar | 1 |

M-8200SP Precision Press Pro

ISO 9002



M-8200SP Precision Manifold with LegendPress™ – Press style isolation valves featuring two EPDM O-rings and deep sockets to ensure a perfect seal without the need for either solder or thread sealant.

| | | | |
|--------------|---------|------------------|---|
| 8200SP-10-2 | 2 Port | 1" Brass Bar | 1 |
| 8200SP-10-3 | 3 Port | 1" Brass Bar | 1 |
| 8200SP-10-4 | 4 Port | 1" Brass Bar | 1 |
| 8200SP-10-5 | 5 Port | 1" Brass Bar | 1 |
| 8200SP-10-6 | 6 Port | 1" Brass Bar | 1 |
| 8200SP-10-7 | 7 Port | 1" Brass Bar | 1 |
| 8200SP-10-8 | 8 Port | 1" Brass Bar | 1 |
| 8200SP-10-9 | 9 Port | 1" Brass Bar | 1 |
| 8200SP-10-10 | 10 Port | 1" Brass Bar | 1 |
| 8200SP-10-11 | 11 Port | 1" Brass Bar | 1 |
| 8200SP-10-12 | 12 Port | 1" Brass Bar | 1 |
| 8200SP-14-4 | 4 Port | 1-1/4" Brass Bar | 1 |
| 8200SP-14-5 | 5 Port | 1-1/4" Brass Bar | 1 |
| 8200SP-14-6 | 6 Port | 1-1/4" Brass Bar | 1 |
| 8200SP-14-7 | 7 Port | 1-1/4" Brass Bar | 1 |
| 8200SP-14-8 | 8 Port | 1-1/4" Brass Bar | 1 |
| 8200SP-14-9 | 9 Port | 1-1/4" Brass Bar | 1 |
| 8200SP-14-10 | 10 Port | 1-1/4" Brass Bar | 1 |
| 8200SP-14-11 | 11 Port | 1-1/4" Brass Bar | 1 |
| 8200SP-14-12 | 12 Port | 1-1/4" Brass Bar | 1 |

M-8200 PRECISION MANIFOLD

M-8200T Precision Thermometer

ISO 9002



Part No.

Qty.

M-8200T Precision Manifold with Thermometer – Includes isolation valves with thermometer for supply and return temperature measurement. Ships loosely assembled and ready to install.

| | | | |
|-------------|---------|------------------|---|
| 8200T-10-2 | 2 Port | 1" Brass Bar | 1 |
| 8200T-10-3 | 3 Port | 1" Brass Bar | 1 |
| 8200T-10-4 | 4 Port | 1" Brass Bar | 1 |
| 8200T-10-5 | 5 Port | 1" Brass Bar | 1 |
| 8200T-10-6 | 6 Port | 1" Brass Bar | 1 |
| 8200T-10-7 | 7 Port | 1" Brass Bar | 1 |
| 8200T-10-8 | 8 Port | 1" Brass Bar | 1 |
| 8200T-10-9 | 9 Port | 1" Brass Bar | 1 |
| 8200T-10-10 | 10 Port | 1" Brass Bar | 1 |
| 8200T-10-11 | 11 Port | 1" Brass Bar | 1 |
| 8200T-10-12 | 12 Port | 1" Brass Bar | 1 |
| 8200T-14-4 | 4 Port | 1-1/4" Brass Bar | 1 |
| 8200T-14-5 | 5 Port | 1-1/4" Brass Bar | 1 |
| 8200T-14-6 | 6 Port | 1-1/4" Brass Bar | 1 |
| 8200T-14-7 | 7 Port | 1-1/4" Brass Bar | 1 |
| 8200T-14-8 | 8 Port | 1-1/4" Brass Bar | 1 |
| 8200T-14-9 | 9 Port | 1-1/4" Brass Bar | 1 |
| 8200T-14-10 | 10 Port | 1-1/4" Brass Bar | 1 |
| 8200T-14-11 | 11 Port | 1-1/4" Brass Bar | 1 |
| 8200T-14-12 | 12 Port | 1-1/4" Brass Bar | 1 |

MANIFOLDS

M-8200 Precision Basic

ISO 9002



M-8200 Precision Basic Manifold – Ships loosely assembled and ready to install.

| | | | |
|------------|---------|--------------|---|
| 8200-10-2 | 2 Port | 1" Brass Bar | 1 |
| 8200-10-3 | 3 Port | 1" Brass Bar | 1 |
| 8200-10-4 | 4 Port | 1" Brass Bar | 1 |
| 8200-10-5 | 5 Port | 1" Brass Bar | 1 |
| 8200-10-6 | 6 Port | 1" Brass Bar | 1 |
| 8200-10-7 | 7 Port | 1" Brass Bar | 1 |
| 8200-10-8 | 8 Port | 1" Brass Bar | 1 |
| 8200-10-9 | 9 Port | 1" Brass Bar | 1 |
| 8200-10-10 | 10 Port | 1" Brass Bar | 1 |
| 8200-10-11 | 11 Port | 1" Brass Bar | 1 |
| 8200-10-12 | 12 Port | 1" Brass Bar | 1 |

M-8200 PRECISION™ MANIFOLD

M-8200 Precision Basic

ISO 9002



| Part No. | | | Qty. |
|------------|---------|------------------|------|
| 8200-14-4 | 4 Port | 1-1/4" Brass Bar | 1 |
| 8200-14-5 | 5 Port | 1-1/4" Brass Bar | 1 |
| 8200-14-6 | 6 Port | 1-1/4" Brass Bar | 1 |
| 8200-14-7 | 7 Port | 1-1/4" Brass Bar | 1 |
| 8200-14-8 | 8 Port | 1-1/4" Brass Bar | 1 |
| 8200-14-9 | 9 Port | 1-1/4" Brass Bar | 1 |
| 8200-14-10 | 10 Port | 1-1/4" Brass Bar | 1 |
| 8200-14-11 | 11 Port | 1-1/4" Brass Bar | 1 |
| 8200-14-12 | 12 Port | 1-1/4" Brass Bar | 1 |

MANIFOLDS

M-8200 PRECISION™ ACCESSORIES

Integrated Adapter Valve

ISO 9002



Integrated Adapter Valves – Includes garden hose thread fill & purge, air vent, thermometer, isolation valve and sensor port, all in one unit. For M-8000, M-8100 and M-8200.

| | | |
|---------|---|---|
| 800-857 | 1" Integrated Manifold Adapter Valve – Pair | 1 |
| 800-858 | 1-1/4" Integrated Manifold Adapter Valve – Pair | 1 |
| 800-853 | Replacement Thermometer | 1 |

Precision Adapter

ISO 9002



Precision Adapters – Includes garden hose thread fill & purge, air vent and press. For M-8000, M-8100 and M-8200.

| | | |
|---------|--|---|
| 800-805 | 1" Manifold Precision Adapter – Pair | 1 |
| 800-806 | 1-1/4" Manifold Precision Adapter – Pair | 1 |
| 800-803 | Replacement Thermometer with Thermowell | 1 |

Air Vent

ISO 9002



Automatic Air Vent – Replacement air vent for precision adapter and integrated adapter valve.

| | | |
|---------|--------------------|---|
| 800-332 | Automatic Air Vent | 1 |
|---------|--------------------|---|

Fill & Purge Valve

ISO 9002



Replacement Fill & Purge Valve – Replacement fill & purge valve for precision adapter and integrated adapter valve. Quarter-turn ball valve with tethered cap, garden hose thread (GHT) connection and EPDM gasket/O-ring seals.

| | | |
|---------|--------------------------------|---|
| 800-802 | Replacement Fill & Purge Valve | 1 |
|---------|--------------------------------|---|

M-8200 PRECISION™ ACCESSORIES

Isolation Valve

ISO 9002



Part No.

Qty.

Isolation Valves - For M-8000, M-8100, and M-8200 manifolds.

| | | |
|----------|---|---|
| 800-855 | 1" Manifold Isolation Valve - Matching Pair | 1 |
| 800-855B | 1" Manifold Isolation Valve - Blue Handle | 1 |
| 800-855R | 1" Manifold Isolation Valve - Red Handle | 1 |
| 800-856 | 1-1/4" Manifold Isolation Valve - Matching Pair | 1 |
| 800-856B | 1-1/4" Manifold Isolation Valve - Blue Handle | 1 |
| 800-856R | 1-1/4" Manifold Isolation Valve - Red Handle | 1 |

Note: Also used as loop isolation valve on M-8220 High Capacity™ and GeoGreen™ series manifolds.

Isolation Valve With Thermometer

ISO 9002



Isolation Valves with Thermometer – For M-8000, M-8100 and M-8200 manifolds. Converts the **M-8200** to the **M-8200T**.

| | | |
|----------|---|---|
| 800-855T | 1" Manifold Isolation Valve with Thermometer - Pair | 1 |
| 800-856T | 1-1/4" Manifold Isolation Valve with Thermometer - Pair | 1 |

Note: Also used as loop isolation valve on M-8220 High Capacity™ and GeoGreen™ series manifolds.

Angle Isolation Valve

ISO 9002



Angle Isolation Valves – For M-8000, M-8100 and M-8200 manifolds. Used for low profile installations when supply & return piping feeds from the ceiling or floor. Includes offset adapter to properly align vertical piping.

| | | |
|---------|--|---|
| 800-825 | 1" Manifold Angle Isolation Valve - Pair | 1 |
|---------|--|---|

LegendPress™ Isolation Valve

ISO 9002



LegendPress™ Isolation Valves – For M-8000, M-8100 and M-8200 manifolds. Press style isolation valves feature two EPDM O-rings and deep sockets to ensure a perfect seal with every press.

| | | |
|---------|---|---|
| 800-865 | 1" LegendPress™ Manifold Isolation Valve - Pair | 1 |
| 800-866 | 1-1/4" LegendPress™ Manifold Isolation Valve - Pair | 1 |

Mounting Bracket

ISO 9002



Mounting Brackets – For M-8000 and M-8200 Manifolds.

| | | |
|---------|--|---|
| 800-861 | M-8000 Modular - Manifold Mounting Bracket & Collar - Pair | 1 |
| 800-860 | M-8200 Precision - Manifold Mounting Bracket & Collar - Pair | 1 |

M-8200 PRECISION™ ACCESSORIES

Circuit Actuator

ISO 9002



Part No.

Qty.

4-Wire Circuit Actuator – For M-8000, M-8100 and M-8200 series manifolds. 24 volt AC actuator with 36" leads. Includes end switch that closes when valve is fully open.

| | | |
|---------|---|---|
| 800-200 | 4-Wire Circuit Actuator with End Switch | 1 |
|---------|---|---|

Manifold Union

ISO 9002



Manifold Union – Connects any two M-8200 series manifolds to increase circuit capacity.

| | | |
|---------|---------------------|---|
| 800-815 | 1" Brass – Pair | 1 |
| 800-816 | 1-1/4" Brass – Pair | 1 |

End Plug with Gasket

ISO 9002



Brass Manifold End Plug – With EPDM O-ring. Used on all M-8000 and M-8200 series manifolds to close and seal manifold end.

| | | |
|---------|--------------------------|---|
| 800-845 | 1" Manifold End Plug | 1 |
| 800-846 | 1-1/4" Manifold End Plug | 1 |

Port Cap

ISO 9002



Manifold Port Cap – Used to close and seal unused ports on M-8000, M-8100 and M-8200 manifolds. Includes EPDM O-ring.

| | | |
|---------|-------------------|---|
| 800-141 | Manifold Port Cap | 1 |
|---------|-------------------|---|

PEX Tube Connector

ISO 9002



3/4" connector

PEX Tube Connectors – For M-8000 and M-8200 series manifolds. (Not for use with PEX-AL-PEX tube).

| | | |
|---------|--|---|
| 800-140 | 5/16" PEX to Manifold Connector - Pair | 1 |
| 800-142 | 3/8" PEX to Manifold Connector - Pair | 1 |
| 800-143 | 1/2" PEX to Manifold Connector - Pair | 1 |
| 800-144 | 5/8" PEX to Manifold Connector - Pair | 1 |
| 800-145 | 3/4" PEX to Manifold Connector - Pair | 1 |

M-8200 PRECISION™ ACCESSORIES

Composite Tube Connector

ISO 9002



3/4" connector

Part No.

Qty.

Composite Tube Connectors – For all M-8000 and M-8200 series manifolds. (For use with PEX-AL-PEX tube.)

| | | |
|----------|--|---|
| 800-143C | 1/2" Composite Tube to Manifold Connector - Pair | 1 |
| 800-144C | 5/8" Composite Tube to Manifold Connector - Pair | 1 |
| 800-145C | 3/4" Composite Tube to Manifold Connector - Pair | 1 |

Cold Expansion PEX Tube Connector

ISO 9002, ASTM F 1960



Cold Expansion PEX Tube Connectors – For all M-8000 and M-8200 series manifolds. Installer must verify with tube manufacturer that the tubing is compatible with expansion type fitting systems.

| | | |
|----------|---|---|
| 800-143P | 1/2" Expansion PEX to Manifold Connector - Pair | 1 |
| 800-144P | 5/8" Expansion PEX to Manifold Connector - Pair | 1 |
| 800-145P | 3/4" Expansion PEX to Manifold Connector - Pair | 1 |

Note: Does not include the PEX expansion rings.

MANIFOLDS

Did you know? Legend has a multi-room training house for contractor and wholesaler hydronic classes.

M-8220™
HIGH CAPACITY



Thermal insulation jackets available, Items 822-867 & 822-868

The M-8220 High Capacity manifold is ideal for hydronic radiant applications that require high flow rates such as snow & ice melt systems or projects with large floor areas (warehouses, commercial garages, airplane hangers, manufacturing facilities, etc). This versatile manifold can also be used in the mechanical room for flow distribution in hydronic systems where each branch is supplying one or more zones of radiant panel manifolds, radiator panels, baseboards, fan coil units, etc. The M-8220 provides full isolation at each header and circuit loop with color coded handles. The header valves are available with standard pipe thread or press style connections. Depending upon circuit balancing requirements, FNPT and Press circuit isolation valves are available. Many components are compatible with our M-8000, M-8100 and M-8200 manifolds – making the Legend manifold series the most flexible manifold system on the market.

Key Features at a Glance

- Extruded from high-strength OT63 alloy–63% copper content
- Header isolation valves with threaded or LegendPress™ connections
- High flow capacity
- Manifold unions available to expand number of circuit loops
- Includes strong and versatile mounting brackets
- Automatic air vent and GHT fill/purge assemblies included

MANIFOLDS

M-8220 HIGH CAPACITY MANIFOLD

M-8220

ISO 9002

Part No.

Qty.

M-8220 High Capacity Manifold Base Kit – Base includes supply and return headers, 1-1/2" FNPT isolation valves for headers, 1" NPT circuit loop isolation valves for supply and return, mounting brackets, and fill & air purger.



| | | | |
|-----------|---------------------|--------------------|---|
| 8220-15-2 | 2 Port - 2 Brackets | 1-1/2" Hi-Cap Base | 1 |
| 8220-15-3 | 3 Port - 4 Brackets | 1-1/2" Hi-Cap Base | 1 |
| 8220-15-4 | 4 Port - 4 Brackets | 1-1/2" Hi-Cap Base | 1 |
| 8220-15-5 | 5 Port - 4 Brackets | 1-1/2" Hi-Cap Base | 1 |
| 8220-15-6 | 6 Port - 4 Brackets | 1-1/2" Hi-Cap Base | 1 |
| 8220-15-7 | 7 Port - 4 Brackets | 1-1/2" Hi-Cap Base | 1 |
| 8220-15-8 | 8 Port - 4 Brackets | 1-1/2" Hi-Cap Base | 1 |
| 8220-20-2 | 2 Port - 2 Brackets | 2" Hi-Cap Base | 1 |
| 8220-20-3 | 3 Port - 4 Brackets | 2" Hi-Cap Base | 1 |
| 8220-20-4 | 4 Port - 4 Brackets | 2" Hi-Cap Base | 1 |
| 8220-20-5 | 5 Port - 4 Brackets | 2" Hi-Cap Base | 1 |
| 8220-20-6 | 6 Port - 4 Brackets | 2" Hi-Cap Base | 1 |

M-8220 HIGH CAPACITY MANIFOLD

M-8220P

ISO 9002



| Part No. | Qty. |
|----------|------|
|----------|------|

M-8220P High Capacity Manifold Press Kit – Base includes supply and return headers, 1-1/2" LegendPress™ isolation valves for headers, 1" NPT circuit loop isolation valves for supply and return, mounting brackets, and fill & air purger.

| | | | |
|------------|---------------------|--------------------|---|
| 8220S-15-2 | 2 Port - 2 Brackets | 1-1/2" Hi-Cap Base | 1 |
| 8220S-15-3 | 3 Port - 4 Brackets | 1-1/2" Hi-Cap Base | 1 |
| 8220S-15-4 | 4 Port - 4 Brackets | 1-1/2" Hi-Cap Base | 1 |
| 8220S-15-5 | 5 Port - 4 Brackets | 1-1/2" Hi-Cap Base | 1 |
| 8220S-15-6 | 6 Port - 4 Brackets | 1-1/2" Hi-Cap Base | 1 |
| 8220S-15-7 | 7 Port - 4 Brackets | 1-1/2" Hi-Cap Base | 1 |
| 8220S-15-8 | 8 Port - 4 Brackets | 1-1/2" Hi-Cap Base | 1 |
| 8220S-20-2 | 2 Port - 2 Brackets | 2" Hi-Cap Base | 1 |
| 8220S-20-3 | 3 Port - 4 Brackets | 2" Hi-Cap Base | 1 |
| 8220S-20-4 | 4 Port - 4 Brackets | 2" Hi-Cap Base | 1 |
| 8220S-20-5 | 5 Port - 4 Brackets | 2" Hi-Cap Base | 1 |
| 8220S-20-6 | 6 Port - 4 Brackets | 2" Hi-Cap Base | 1 |

M-8220X Manifold Expansion Kit

ISO 9002



M-8220X High Capacity Manifold Expansion Kit – Base includes supply and return headers, 1" NPT circuit loop isolation valves for supply & return, mounting brackets, and 2 manifold unions.

| | | | |
|------------|---------------------|-------------------------|---|
| 8220-15-2X | 2 Port - 2 Brackets | 1-1/2" Hi-Cap Expansion | 1 |
| 8220-15-3X | 3 Port - 4 Brackets | 1-1/2" Hi-Cap Expansion | 1 |
| 8220-15-4X | 4 Port - 4 Brackets | 1-1/2" Hi-Cap Expansion | 1 |
| 8220-15-5X | 5 Port - 4 Brackets | 1-1/2" Hi-Cap Expansion | 1 |
| 8220-15-6X | 6 Port - 4 Brackets | 1-1/2" Hi-Cap Expansion | 1 |
| 8220-15-7X | 7 Port - 4 Brackets | 1-1/2" Hi-Cap Expansion | 1 |
| 8220-15-8X | 8 Port - 4 Brackets | 1-1/2" Hi-Cap Expansion | 1 |
| 8220-20-2X | 2 Port - 2 Brackets | 2" Hi-Cap Expansion | 1 |
| 8220-20-3X | 3 Port - 4 Brackets | 2" Hi-Cap Expansion | 1 |
| 8220-20-4X | 4 Port - 4 Brackets | 2" Hi-Cap Expansion | 1 |
| 8220-20-5X | 5 Port - 4 Brackets | 2" Hi-Cap Expansion | 1 |
| 8220-20-6X | 6 Port - 4 Brackets | 2" Hi-Cap Expansion | 1 |



M-8220 Expansion Kit - Order expansion kits as required to build manifolds with more than 8 ports in 1-1/2" and 6 ports in 2" sizes. Expansion kit includes 2 manifold unions in place of the 2 fill & purge assemblies.

Substitute one or more multiple pairs of loop isolation valves with thermometer, in place of the standard loop isolation valves included with the manifold kits. The supply and return thermometer can provide means to determine delta T and help balance flow rates. Call customer service to make application adjustments (866) 752-2055.

M-8220 MANIFOLD ACCESSORIES

High Capacity Isolation Valve

ISO 9002



Part No.

Qty.

High Capacity Header Isolation Valves – For M-8220 and GeoGreen™ M-8400 manifolds.

822-857 1-1/2" Manifold Header Isolation Valve - Pair 1

Note: 2" x 1-1/2" Manifold isolation valve adapter provided with 2" base kits.

LegendPress™ Isolation Valve

ISO 9002



High Capacity Header Isolation Valves with LegendPress™ Connection – For M-8220 and GeoGreen™ M-8400 manifolds. Legend's press connection isolation valves feature two EPDM O-rings and deep sockets to ensure a perfect seal with every press.

800-867 1-1/2" LegendPress™ Manifold Header Isolation Valve - Pair 1

Note: 2" x 1-1/2" Manifold isolation valve adapter provided with 2" base kits.

Loop Isolation Valve

ISO 9002



Loop Isolation Valves – For M-8220 and GeoGreen™ M-8400 manifolds.

800-855 1" Loop Isolation Valve - Pair 1

Note: May be used with 3/4" or 1" high capacity tubing connectors. Also used as header isolation valve on M-8000, M-8100 and M-8200 series manifolds.

Loop Isolation Valve With Thermometer

ISO 9002



Loop Isolation Valves with Thermometer – For M-8220 and GeoGreen™ M-8400 manifolds. Two press ports (left or right) add flexibility in mounting.

800-855T 1" Loop Isolation Valve with Thermometer - Pair 1

Note: May be used with 3/4" or 1" high capacity tubing connectors. Also used as header isolation valve on M-8000, M-8100 and M-8200 series manifolds.

Manifold Union

ISO 9002



High Capacity Manifold Union – Connects any two M-8220 series manifolds to increase circuit capacity.

822-817 1-1/2" High Capacity Brass - Pair 1

822-818 2" High Capacity Brass - Pair 1

M-8220 MANIFOLD ACCESSORIES

Compression Tube Connector

ISO 9002



Part No.

Qty.

High Capacity Compression Tube Connectors – For M-8220 manifolds. 1" male MPT x copper tube size.

| | | |
|---------|---|---|
| 800-134 | 3/4" High Capacity Compression Connector - Pair | 1 |
| 800-135 | 1" High Capacity Compression Connector - Pair | 1 |

For use with copper tube.

PEX Connector

ISO 9002



High Capacity PEX Tube Connectors – For M-8220 and M-8400 GeoGreen™ M-8400 manifolds. 1" male NPT x PEX.

| | | |
|---------|---|---|
| 800-233 | 5/8" High Capacity PEX Connector - Pair | 1 |
| 800-234 | 3/4" High Capacity PEX Connector - Pair | 1 |
| 800-235 | 1" High Capacity PEX Connector - Pair | 1 |

Mounting Bracket

ISO 9002



High Capacity Manifold Mounting Brackets – Replacement brackets and collars for M-8220 and GeoGreen™ M-8400 manifolds. Replacement collars for M-8220 with insulation jackets.

| | | |
|---------|--|---|
| 822-861 | High Capacity Manifold Mounting Bracket & Collar - Pair | 1 |
| 822-862 | Large Collar for 1-1/2" Manifold with Insulation Jacket - Pair | 1 |
| 822-863 | Large Collar for 2" Manifold with Insulation Jacket - Pair | 1 |

Note: Item 822-861 to be used for M-8200 & M-8400. Order large collars when using insulation jackets item number 822-867 and 822-868.

Insulation Jacket

ISO 9002



6 Port Insulation Jacket – For M-8220 series manifolds. Easily cut to size for manifolds with fewer loops.

| | | |
|---------|--|---|
| 822-867 | 1-1/2" High Capacity 6-Port Insulation Jacket - 1 header | 1 |
| 822-868 | 2" High Capacity 6-Port Insulation Jacket - 1 header | 1 |

Note: Order insulation jackets and large collars (822-862 for 1-1/2" manifolds & 822-863 for 2" manifolds) individually for each header.

High Capacity Air Vent

ISO 9002



High Capacity Air Vent – Replacement air vent for fill and purge module M-8220. Vent can be serviced by removing the cap, includes check valve.

| | | |
|---------|------------------------|---|
| 800-244 | High Capacity Air Vent | 1 |
|---------|------------------------|---|



M-8400 GeoGreen™ mounted ground vault

The Legend GeoGreen M-8400 Geotherma manifold system offers the ultimate in lightweight durability, labor savings and installation flexibility for commercial and residential geothermal applications. This easy to install and maintain custom manifold for ground-source geothermal loops offers the ultimate in labor savings and installation flexibility. It reduces labor due to its low number of parts and connections and saves space because of its compact design. The unit is lightweight, made of chemical and corrosion resistant PPR Type 3 engineered plastic, and is visually appealing. Most common configurations are available from stock, but Legend Hydronics will custom build to suit any application from 2-1/2" to 3-1/2" diameter and 4 to 26 loops for larger industrial and commercial applications. Header connections are available in threaded or new LegendPress™ style connections.

Key Features at a Glance

- Lightweight
- Labor saving
- Easy to install
- Compact installation
- Customer configurations available

MANIFOLDS

GEOGREEN GEOTHERMAL MANIFOLD SYSTEM

M-8400 GeoGreen

ISO 9002



Part No.

Qty.

GeoGreen M-8400 Geothermal Manifold Base Kit – Durable lightweight 2-1/2" geothermal manifolds. Contact Legend customer service for additional configurations.

| | | | |
|------------|---------|----------------------|----------------|
| 8400-25-4 | 4 Port | 75mm 2-1/2" Base Kit | Call for Quote |
| 8400-25-6 | 6 Port | 75mm 2-1/2" Base Kit | Call for Quote |
| 8400-25-8 | 8 Port | 75mm 2-1/2" Base Kit | Call for Quote |
| 8400-25-5 | 5 Port | 75mm 2-1/2" Base Kit | Call for Quote |
| 8400-25-7 | 7 Port | 75mm 2-1/2" Base Kit | Call for Quote |
| 8400-25-9 | 9 Port | 75mm 2-1/2" Base Kit | Call for Quote |
| 8400-25-10 | 10 Port | 75mm 2-1/2" Base Kit | Call for Quote |

For horizontal applications

| | | | |
|------------|--------|----------------------|----------------|
| 8400-25-8H | 8 Port | 75mm 2-1/2" Base Kit | Call for Quote |
|------------|--------|----------------------|----------------|


See accessories on pages 116 and 117. Custom GeoGreen manifolds are available in configurations up to 26 ports and up to 3-1/2" sizes for horizontal and vertical applications.

Call Legend customer service at 866-752-2055 for assistance in specifying and ordering the GeoGreen M-8400 Manifold.

M-8400 GEOGREEN™ MANIFOLD

GeoGreen™ Manifold Base: Supply & return headers, 2 sets of brackets, and fill valve & air purger

Header Isolation Valves
(Red & Blue Pair)
FIP – 1-1/2" 822-857




Header Isolation Valves
(Red & Blue Pair)
LegendPress™
1-1/2" 800-867



Loop Isolation Valves
(Red & Blue Pair)
1" 800-855



Loop Isolation Valves
with Thermometers
(Red & Blue Pair)
1" 800-855T



MANIFOLDS

M-8330™
STAINLESS Manifold Series



Premium quality right out of the box.

Specifically designed with every feature thoughtfully considered and rigorously tested. The M-8330 stainless steel manifold is designed for use in hydronic heating and cooling systems. Premium quality stainless steel supply header has built-in flow meters to optimize design efficiencies. The return header has easy to actuate circuit isolation valves. All assembled parts have superior EPDM O-rings and seals. Each manifold is loosely pre-assembled for immediate mounting at the job site.

Key Features at a Glance

- Premium quality and enhanced features for the radiant professional
- Manufactured from premium 304 stainless steel
- Versatile and easily adaptable to a variety of mounting configurations
- EPDM O-rings and seals
- Built-in visual flow gauges for quick circuit performance verification
- The flow meters are easy to adjust using the red lock shield to set to the desired gpm
- Optional 4-wire actuators
- Angle isolation valve option for tight installations

Hydroforming process used to construct headers assures superior seal of supply and return isolation valves.

M-8330 STAINLESS STEEL MANIFOLD

M-8330P Stainless Steel Pro

ISO 9002



Part No.

Qty.

M-8330P Stainless Steel Manifold Pro with automatic air vent and fill & purge adapter, supply & return isolation valves, each with thermometer. 1" Supply and return header.

| | | | |
|-------------|---------|---------------------|---|
| 8330P-10-2 | 2 Port | Stainless Steel Pro | 1 |
| 8330P-10-3 | 3 Port | Stainless Steel Pro | 1 |
| 8330P-10-4 | 4 Port | Stainless Steel Pro | 1 |
| 8330P-10-5 | 5 Port | Stainless Steel Pro | 1 |
| 8330P-10-6 | 6 Port | Stainless Steel Pro | 1 |
| 8330P-10-7 | 7 Port | Stainless Steel Pro | 1 |
| 8330P-10-8 | 8 Port | Stainless Steel Pro | 1 |
| 8330P-10-9 | 9 Port | Stainless Steel Pro | 1 |
| 8330P-10-10 | 10 Port | Stainless Steel Pro | 1 |
| 8330P-10-11 | 11 Port | Stainless Steel Pro | 1 |
| 8330P-10-12 | 12 Port | Stainless Steel Pro | 1 |

M-8330 STAINLESS STEEL MANIFOLD

M-8330AP Stainless Steel Angle Pro

ISO 9002



Part No.

Qty.

M-8330AP Stainless Steel Manifold Angle Pro with automatic air vent and fill & purge adapter, supply & return isolation valves, each with thermometer. 1" supply and return header.

| | | | |
|--------------|---------|---------------------------|---|
| 8330AP-10-2 | 2 Port | Stainless Steel Angle Pro | 1 |
| 8330AP-10-3 | 3 Port | Stainless Steel Angle Pro | 1 |
| 8330AP-10-4 | 4 Port | Stainless Steel Angle Pro | 1 |
| 8330AP-10-5 | 5 Port | Stainless Steel Angle Pro | 1 |
| 8330AP-10-6 | 6 Port | Stainless Steel Angle Pro | 1 |
| 8330AP-10-7 | 7 Port | Stainless Steel Angle Pro | 1 |
| 8330AP-10-8 | 8 Port | Stainless Steel Angle Pro | 1 |
| 8330AP-10-9 | 9 Port | Stainless Steel Angle Pro | 1 |
| 8330AP-10-10 | 10 Port | Stainless Steel Angle Pro | 1 |
| 8330AP-10-11 | 11 Port | Stainless Steel Angle Pro | 1 |
| 8330AP-10-12 | 12 Port | Stainless Steel Angle Pro | 1 |

M-8330 Stainless Steel Basic

ISO 9002



M-8330 Basic Stainless Steel Manifold with supply & return isolation valves, each with thermometer.

| | | | |
|------------|---------|-----------------------|---|
| 8330-10-2 | 2 Port | Stainless Steel Basic | 1 |
| 8330-10-3 | 3 Port | Stainless Steel Basic | 1 |
| 8330-10-4 | 4 Port | Stainless Steel Basic | 1 |
| 8330-10-5 | 5 Port | Stainless Steel Basic | 1 |
| 8330-10-6 | 6 Port | Stainless Steel Basic | 1 |
| 8330-10-7 | 7 Port | Stainless Steel Basic | 1 |
| 8330-10-8 | 8 Port | Stainless Steel Basic | 1 |
| 8330-10-9 | 9 Port | Stainless Steel Basic | 1 |
| 8330-10-10 | 10 Port | Stainless Steel Basic | 1 |
| 8330-10-11 | 11 Port | Stainless Steel Basic | 1 |
| 8330-10-12 | 12 Port | Stainless Steel Basic | 1 |

Did you know? Legend ships every order complete or you will receive 5% off of the backorder.

M-8300E

ECONOMY Manifold



High quality and economical.

The M-8300E Economy Stainless Steel Manifold has been designed for use in place of field-built copper headers to reduce the installers labor and material costs. The 1" supply and return header are constructed of heavy walled 304 stainless steel. The economy manifold is simple and easy to use. Packaged loosely assembled for immediate installation. Includes mounting brackets, (2) MNPT header adapters and (2) header plugs. All Legend manifold accessories can be added to suit the specific job and design requirements.

MANIFOLDS

M-8300E ECONOMY MANIFOLD

M-8300E Economy Manifold

ISO 9002



Part No.

Qty.

M-8300E Economy Stainless Steel Manifolds

| | | | |
|-------------|---------|-------------------------------|---|
| 8300E-10-2 | 2 Port | Economy Manifold - 1" Headers | 1 |
| 8300E-10-3 | 3 Port | Economy Manifold - 1" Headers | 1 |
| 8300E-10-4 | 4 Port | Economy Manifold - 1" Headers | 1 |
| 8300E-10-5 | 5 Port | Economy Manifold - 1" Headers | 1 |
| 8300E-10-6 | 6 Port | Economy Manifold - 1" Headers | 1 |
| 8300E-10-7 | 7 Port | Economy Manifold - 1" Headers | 1 |
| 8300E-10-8 | 8 Port | Economy Manifold - 1" Headers | 1 |
| 8300E-10-9 | 9 Port | Economy Manifold - 1" Headers | 1 |
| 8300E-10-10 | 10 Port | Economy Manifold - 1" Headers | 1 |
| 8300E-10-11 | 11 Port | Economy Manifold - 1" Headers | 1 |
| 8300E-10-12 | 12 Port | Economy Manifold - 1" Headers | 1 |

M-8300EV Economy Manifold







ISO 9002



M-8300EV Economy Stainless Steel Manifold with Circuit Isolation Valves for supply header. Circuit isolation valves are not assembled onto header.

| | | | |
|--------------|---------|------------------------------|---|
| 8300EV-10-2 | 2 Port | Economy Manifold with Valves | 1 |
| 8300EV-10-3 | 3 Port | Economy Manifold with Valves | 1 |
| 8300EV-10-4 | 4 Port | Economy Manifold with Valves | 1 |
| 8300EV-10-5 | 5 Port | Economy Manifold with Valves | 1 |
| 8300EV-10-6 | 6 Port | Economy Manifold with Valves | 1 |
| 8300EV-10-7 | 7 Port | Economy Manifold with Valves | 1 |
| 8300EV-10-8 | 8 Port | Economy Manifold with Valves | 1 |
| 8300EV-10-9 | 9 Port | Economy Manifold with Valves | 1 |
| 8300EV-10-10 | 10 Port | Economy Manifold with Valves | 1 |
| 8300EV-10-11 | 11 Port | Economy Manifold with Valves | 1 |
| 8300EV-10-12 | 12 Port | Economy Manifold with Valves | 1 |

STAINLESS STEEL MANIFOLD ACCESSORIES

| Isolation Valve | Part No. | Qty. |
|---|--|--|
| ISO 9002 | Isolation Valve with Thermometer - For all Legend stainless steel manifolds. | |
|  | 833-855 | Isolation Valve & Thermometer - Pair - |
| | 833-855B | Isolation Valve & Thermometer - Blue Handle - |
| | 833-855R | Isolation Valve & Thermometer - Red Handle - |
| <hr/> | | |
| Angle Isolation Valve | Angle Isolation Valve with Thermometer - For all Legend stainless steel manifolds. | |
| ISO 9002 | | |
|  | 833-825 | Isolation Valve & Thermometer - Pair - |
| | 833-825B | Isolation Valve & Thermometer - Blue Handle - |
| | 833-825R | Isolation Valve & Thermometer - Red Handle - |
| <hr/> | | |
| Isolation Valve | Isolation Valve with Thermometer & Y-Strainer - For all Legend stainless steel manifolds. | |
| ISO 9002 | | |
|  | 833-835R | Isolation Valve with Y-Strainer - Red Handle - |
| <hr/> | | |
| Purge Adapter | Air Vent, Water Purge Adapter - For all stainless steel manifolds. Includes automatic air vent and fill & purge valve, converts M-8330 to M8330P. | |
| ISO 9002 | | |
|  | 833-805 | Chrome Plated Brass Air & Water Purge Adapter - |
| <hr/> | | |
| Circuit Actuator | 4-Wire Circuit Actuator - 24 Volt with 36" leads. For all Legend stainless steel manifolds. | |
| ISO 9002 | | |
|  | 830-201 | 4-Wire circuit actuator with end switch - |
| | 830-201S | Replacement actuator adapter for stainless steel manifolds - |
| <hr/> | | |
| Manifold Union | Manifold Union - Connects any two stainless steel manifolds to increase circuit capacity. For all Legend stainless steel manifolds. | |
| ISO 9002 | | |
|  | 833-815 | 1" Stainless - Pair - |

STAINLESS STEEL MANIFOLD ACCESSORIES

Manifold Port Cap

ISO 9002



Part No.

Qty.

Manifold Port Cap – Used to close and seal unused ports on any stainless steel manifolds. Includes EPDM O-ring. For Legend stainless steel manifolds.

| | | |
|---------|-------------------|---|
| 833-141 | Manifold Port Cap | - |
|---------|-------------------|---|

Tube Connector

ISO 9002



3/4" Connector

Tube Connector – Used on all Legend stainless steel manifolds. Not for use with PEX-AL-PEX tube.

| | | |
|---------|---|---|
| 830-140 | 5/16" Tube to Manifold Connector - Pair | - |
| 830-142 | 3/8" Tube to Manifold Connector - Pair | - |
| 830-143 | 1/2" Tube to Manifold Connector - Pair | - |
| 830-144 | 5/8" Tube to Manifold Connector - Pair | - |
| 830-145 | 3/4" Tube to Manifold Connector - Pair | - |

Composite Tube Connector

ISO 9002



3/4" Connector

Composite Tube Connector – Used on all Legend stainless steel manifolds. For use with PEX-AL-PEX tube.

| | | |
|----------|--|---|
| 830-142C | 3/8" Composite Tubing to Manifold Connector - Pair | - |
| 830-143C | 1/2" Composite Tubing to Manifold Connector - Pair | - |
| 830-144C | 5/8" Composite Tubing to Manifold Connector - Pair | - |
| 830-145C | 3/4" Composite Tubing to Manifold Connector - Pair | - |

Cold Expansion Tube Connector

ISO 9002, ASTM F 1960



Cold Expansion Tube Connector – For stainless steel manifolds. Installer must verify with tube manufacturer that the tubing is compatible with expansion type fitting systems. For all Legend stainless steel manifolds.

| | | |
|----------|---|---|
| 830-143P | 1/2" Expansion PEX to Manifold Connector - Pair | - |
|----------|---|---|

Note: Does not include the PEX expansion rings.

Mounting Bracket



ISO 9002



Mounting Brackets – For all Legend stainless steel manifolds, with insulation pads. Made from heavy gauge steel for sturdy mounting and durability.

| | | |
|---------|------------------------------------|---|
| 833-861 | Mounting Bracket and Collar - Pair | - |
|---------|------------------------------------|---|

STAINLESS STEEL MANIFOLD ACCESSORIES

| End Plug With Gasket | Part No. | Qty. |
|---|---|------|
| ISO 9002  | End Plug with Gasket – Used for all Legend stainless steel manifolds to close and seal end. 833-845 1" Manifold End Plug | - |
| ISO 9002  | Replacement Flow Meter – For M-8330 stainless steel manifolds. Threads into top of supply header. 833-862 Flow Meter Assembly | - |

MANIFOLDS

Did you know? Legend has comprehensive EDI and VMI capabilities.

LEGENDConnect™



The LEGENDConnect system is the ultimate in flexibility and convenience. The connectors are interchangeable with the T-88 Air & Dirt Separator, HS-808 Hydraulic Separator and LMV-3 Three-way Mixing Valve. Stock the bodies of any of these three models, then choose from a variety of connector types and sizes to meet the requirements of the project. Fully threaded and solder to compact connections with built-in isolation valves; reduce inventory, improve service and handle all project requirements and installer preferences with one connection system - LEGENDConnect.

Select your pipe size and connector type. **Note** the body type (ie: A, B, C). Choose your product with the matching body type on page 127.

HYDRONIC SYSTEM COMPONENTS

| Pipe Size | Connector Type | Body | Connector Item | Qty |
|---------------|-----------------|------|----------------|------|
| 3/4" | MNPT | A | 800-874M | Pair |
| 3/4" | FNPT | A | 800-874F | Pair |
| 3/4" | Sweat | A | 800-874S | Pair |
| 3/4" | LegendPress | A | 800-874LP | Pair |
| 3/4" | Iso Valve Comp* | A | 800-874VC | Pair |
| 3/4" | Iso Valve FNPT* | A | 800-874VF | Pair |
| 1" | MNPT | A | 800-875M | Pair |
| 1" | Sweat | A | 800-875S | Pair |
| 1" | FNPT | B | 800-875F | Pair |
| 1" | LegendPress | B | 800-875LP | Pair |
| 1" | Iso Valve Comp | B | 800-875VC | Pair |
| 1" | Iso Valve FNPT | B | 800-875VF | Pair |
| 1-1/4" | MNPT | B | 800-876M | Pair |
| 1-1/4" | FNPT | B | 800-876F | Pair |
| 1-1/4" | Sweat | B | 800-876S | Pair |
| 1-1/4" | LegendPress | B | 800-876LP | Pair |
| 1-1/4" | Iso Valve FNPT | B | 800-876VF | Pair |
| 1-1/2" | FNPT | C | 800-877F | Pair |
| 1-1/2" | LegendPress | C | 800-877LP | Pair |
| 1-1/2" | MNPT | C | 800-877M | Pair |
| 1-1/2" | Sweat | C | 800-877S | Pair |
| NEW 2" | MNPT | D | 800-878M | Pair |
| NEW 2" | FNPT | D | 800-878F | Pair |

*These connectors include two connector nuts that should be used in place of the nuts included with the component bodies. Connectors are sold in pairs. **The HS-808 Hydraulic Separator requires 2 pair (4 total connectors).**

COMPONENT BODIES FOR USE WITH LEGENDCONNECT

Air & Debris Eliminator (Body)

ISO 9002



T-88 High Performance Air and Debris Eliminator (Body Only) – Includes serviceable, automatic air vent with check valve adapter, purge valve and serviceable stainless steel screen. Connectors NOT included. See page 126 to order connectors separately.

| Part No. | Body | Qty. |
|----------|--|----------|
| 800-875 | T-88 w/ Air Vent, Check, Fill & Purge Valve, Connector Nuts & Washer | Body A 1 |
| 800-876 | T-88 w/ Air Vent, Check, Fill & Purge Valve, Connector Nuts & Washer | Body B 1 |
| 800-877 | T-88 w/ Air Vent, Check, Fill & Purge Valve, Connector Nuts & Washer | Body C 1 |

Hydro-Separator (Body)

ISO 9002



HS-808 Hydraulic Separator (Body Only) – Includes serviceable, automatic air vent with check valve adapter, purge valve and insulation jacket. Connectors NOT included. See page 126 to order connectors separately. NOTE: Requires 2 pair of connectors (4 total).

| | | |
|--------------------|---|----------|
| 800-835 | HS-808 w/ Air Vent, Check, Fill & Purge Valve, Connector Nuts & Washers | Body A 1 |
| 800-836 | HS-808 w/ Air Vent, Check, Fill & Purge Valve, Connector Nuts & Washers | Body B 1 |
| 800-837 | HS-808 w/ Air Vent, Check, Fill & Purge Valve, Connector Nuts & Washers | Body C 1 |
| NEW 800-838 | HS-808 w/ Air Vent, Check, Fill & Purge Valve, Connector Nuts & Washers | Body D 1 |

Three-Way Mixing Valve (Body)



LMV-3 Three-Way Mixing Valve (Body Only) – Includes plastic cover for mixing actuator mounting threads and 1" compression nut for return port connection. Requires mixing valve actuator for proper system operation. Connectors NOT included. See page 126 to order connectors separately.

| | | |
|---------|-------------------------------------|----------|
| 800-766 | LMV-3 with Connector Nuts & Washers | Body B 1 |
|---------|-------------------------------------|----------|

NOTE: Components are to be used with the LEGENDConnect system. All component bodies listed here are sold without connectors. Choose the connector type and size on page 126 to match these bodies. To purchase kits that include the component body and specific connector type and size, see pages 128, 129, 130 and 132.

HYDRAULIC SYSTEM COMPONENTS

T-88
High Performance Air and Debris Eliminator



The T-88 provides superior air and dirt elimination to help maximize efficiency and reduce noise in hydronic systems. The large bowl design combines with the internal stainless steel screen to separate entrained air, micro-bubbles and debris from the system fluid. The fluid velocity slows as it enters the larger volume of the T-88 bowl which allows the micro-bubbles and entrained air to separate from the fluid, collect on the screen and/or float to the top of the bowl where it is eliminated from the system through the float type air vent. Also at this slower fluid velocity, the heavier dirt and debris particles separate and fall to the bottom of the bowl where it can later be blown out of the system through the purge valve.

The body of the T-88 is also bi-directional for adaptability in maximizing performance of the more critical function required by the particular system.



The T-88 is fully serviceable with a two piece bowl which allows for cleaning and/or replacement of the stainless steel screen.



The automatic high capacity air vent attaches to the T-88 through a check valve to allow removal without system pressure loss.



To maximize air removal, the larger half of the bowl should be on top.




To maximize debris removal, the larger half of the bowl should be on bottom.

HYDRONIC SYSTEM COMPONENTS

T-88 HIGH PERFORMANCE AIR AND DEBRIS ELIMINATOR

T-88 Air & Dirt Removal Kit

ISO 9002



Part No.

Qty.


T-88 High Performance Air and Debris Eliminator Kits - Maximum performance, serviceability, and flexibility. Includes serviceable, automatic air vent with check valve adapter, purge valve, and serviceable stainless steel screen. Connectors are included in all kits listed below.

| | | |
|-----------|--|---|
| 800-884F | 3/4" FNPT (Female) Hi-Performance Air Purger - Kit | 1 |
| 800-884M | 3/4" MNPT (Male) Hi-Performance Air Purger - Kit | 1 |
| 800-884S | 3/4" SWT (Solder) Hi-Performance Air Purger - Kit | 1 |
| 800-884P | 3/4" LegendPress™ Hi-Performance Air Purger - Kit | 1 |
| 800-884VC | 3/4" Iso Valve Comp Hi-Performance Air Purger - Kit | 1 |
| 800-884VF | 3/4" Iso Valve FNPT (Female) Hi-Performance Air Purger - Kit | 1 |

T-88 HIGH PERFORMANCE AIR AND DEBRIS ELIMINATOR

T-88 Air & Dirt Removal Kit

ISO 9002

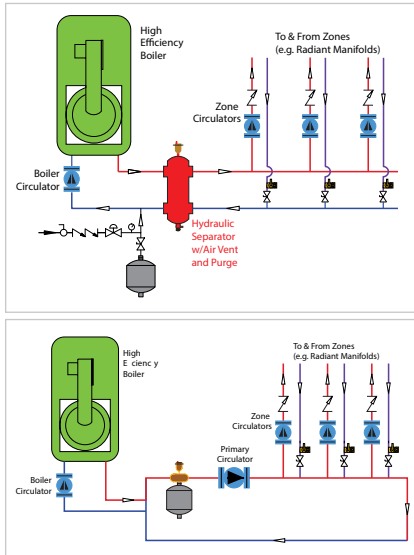


| Part No. | | Qty. |
|-----------|--|------|
| 800-885F | 1" FNPT (Female) Hi-Performance Air Purger - Kit | 1 |
| 800-885M | 1" MNPT (Male) Hi-Performance Air Purger - Kit | 1 |
| 800-885S | 1" SWT (Solder) Hi-Performance Air Purger - Kit | 1 |
| 800-885P | 1" LegendPress™ Hi-Performance Air Purger - Kit | 1 |
| 800-885VC | 1" Iso Valve Comp Hi-Performance Air Purger - Kit | 1 |
| 800-885VF | 1" Iso Valve FNPT (Female) Hi-Performance Air Purger - Kit | 1 |
| 800-886F | 1-1/4" FNPT (Female) Hi-Performance Air Purger - Kit | 1 |
| 800-886M | 1-1/4" MNPT (Male) Hi-Performance Air Purger - Kit | 1 |
| 800-886S | 1-1/4" SWT (Solder) Hi-Performance Air Purger - Kit | 1 |
| 800-886P | 1-1/4" LegendPress™ Hi-Performance Air Purger - Kit | 1 |
| 800-886VF | 1-1/4" Iso Valve FNPT (Female) Hi-Performance Air Purger - Kit | 1 |
| 800-887F | 1-1/2" FNPT (Female) Hi-Performance Air Purger - Kit | 1 |
| 800-887M | 1-1/2" MNPT (Male) Hi-Performance Air Purger - Kit | 1 |
| 800-887S | 1-1/2" SWT (Solder) Hi-Performance Air Purger - Kit | 1 |
| 800-887P | 1-1/2" LegendPress™ Hi-Performance Air Purger - Kit | 1 |

NOTE: T-88 accessories can be found on page 131

Did you know? Legend does not have a minimum order.

HS-808
Hydraulic Separator



The HS-808 allows for a simple, efficient and economical method of hydraulic separation in hydronic systems. Enjoy all the benefits of "primary/secondary" system piping; eliminate circuit to circuit (zone distribution) and circuit to heating or cooling source flow (hydraulic) interference and simplify system design and analysis; without the complicated and costly close spaced tees piping. In many cases the use of a hydraulic separator eliminates the need for a primary circulator, and the installation and operating cost associated with it. Additional benefits of the HS-808 include system air removal via the included automatic high capacity air vent and debris collection and removal via the included purge valve. All sizes feature union connections for ease of installation and maintenance. Attractive, compact and form fitting insulation is provided with each unit.

Key Features at a Glance

- High capacity field serviceable automatic air vent has built-in service check valve
- Garden hose thread clean-out valve
- Union style connections
- Compact insulation jacket
- Use LEGENDConnect system

The HS-808 simplifies system piping for easier installation, design and analysis. In many cases eliminating the need for a primary circulator.

HYDRONIC SYSTEM COMPONENTS

HS-808 HYDRAULIC SEPARATOR

HS-808 Kit

ISO 9002



Part No.

Qty.

HS-808 Hydraulic Separator Kits - Includes serviceable automatic air vent with check valve adapter, purge valve and insulation jacket. Connectors included in all kits listed below.

| | | |
|---------------------|---|---|
| 800-835M | 1" MNPT (Male) Hydraulic Separator - Kit | 1 |
| 800-835F | 1" FNPT (Female) Hydraulic Separator - Kit | 1 |
| 800-835S | 1" SWT (Solder) Hydraulic Separator - Kit | 1 |
| 800-835P | 1" LegendPress™ Hydraulic Separator - Kit | 1 |
| 800-835VC | 1" Isolation Valve Comp Hydraulic Separator - Kit | 1 |
| 800-835VF | 1" Isolation Valve FNPT Hydraulic Separator - Kit | 1 |
| 800-836M | 1-1/4" MNPT (Male) Hydraulic Separator - Kit | 1 |
| 800-836F | 1-1/4" FNPT (Female) Hydraulic Separator - Kit | 1 |
| 800-836S | 1-1/4" SWT (Solder) Hydraulic Separator - Kit | 1 |
| 800-836P | 1-1/4" LegendPress™ Hydraulic Separator - Kit | 1 |
| 800-836VF | 1-1/4" Isolation Valve FNPT Hydraulic Separator - Kit | 1 |
| 800-837M | 1-1/2" MNPT (Male) Hydraulic Separator - Kit | 1 |
| 800-837F | 1-1/2" FNPT (Female) Hydraulic Separator - Kit | 1 |
| 800-837S | 1-1/2" SWT (Solder) Hydraulic Separator - Kit | 1 |
| 800-837P | 1-1/2" LegendPress™ Hydraulic Separator - Kit | 1 |
| 800-837U | 1-1/2" Union Hydraulic Separator - Kit* | 1 |
| NEW 800-838M | 2" MNPT (Male) Hydraulic Separator - Kit | 1 |
| NEW 800-838F | 2" FNPT (Female) Hydraulic Separator - Kit | 1 |
| 800-838U | 2" Union Hydraulic Separator - Kit* | 1 |

*Not part of the LEGENDConnect system

T-88 & HS-808 ACCESSORIES

T-88 Air & Dirt Removal Kit



Part No.

Qty.

T-88 Magnetic Debris Remover – The magnet and housing replaces the automatic air vent on the top port of the bowl and slides down through the center of the internal stainless steel screen. During operation of the hydronic system, the magnet generates a powerful magnetic field that attracts ferrous debris out of the fluid stream as it passes through the body of the T-88. This is especially effective in older hydronic systems that contain steel or iron piping, cast iron radiators and/or cast iron boilers where ferrous oxide corrosion may have built up within system components over time. The magnet can be removed from the housing. Debris adhering to the housing is then released and is cleaned.

| | | |
|---------|---|---|
| 800-881 | T-88 Magnetic Debris Remover w/ Housing | 1 |
|---------|---|---|

Expansion Tank / Fill Valve Tee



Expansion Tank / Fill Valve System Connection – Designed to allow easy connection of an expansion tank and/or automatic fill valve (make-up water) to the hydronic system. The tee provides a convenient piping attachment point (1/2" MNPT) into the system. Attach to the top port of either the T-88 Air & Debris Eliminator or the HS-808 Hydraulic Separator. The automatic air vent check valve attaches to the other end of the tee.

| | | |
|---------|---|---|
| 800-246 | Expansion Tank / Fill Valve Tee Connector - 1/2" MNPT | 1 |
|---------|---|---|

Fill and Purge Valve



Replacement Fill & Purge Valve – Replacement fill & purge valve for T-88 and HS-808. Quarter-turn ball valve with tethered cap, garden hose thread (GHT) connection and EPDM gasket/O-ring seals.

| | | |
|---------|--------------------------------|---|
| 800-802 | Replacement Fill & Purge Valve | 1 |
|---------|--------------------------------|---|

Air Vent



High Capacity Air Vent – Replacement air vent for T-88 and HS-808. Vent can be serviced by unthreading the cap.

| | | |
|---------|---|---|
| 800-245 | Replacement High Capacity Air Vent with Check Valve | 1 |
|---------|---|---|

HYDRONIC SYSTEM COMPONENTS

LMV-3
Three-Way Mixing Valve



LMV-3 Three-Way Mixing Valve, is designed for use in hydronic heating and cooling systems. This valve is designed to provide a desired system fluid temperature by mixing fluid at a higher temperature from the heat source (typically a boiler) with fluid at a lower temperature returning from the heating zone. For cooling applications it can be installed to mix cooler fluid from the chiller (or other cooling water sources) with warmer fluid returning from the zones to achieve the desired system chilled fluid temperature.

Key Features at a Glance

- "Stand alone" option available
- Compatible with most popular mixing controllers
- Capable of "outdoor reset" or "set point" mixing strategies
- Economical method to employ multiple water temperatures on the same project
- Utilizes LEGENDConnect™ system for variety of installation options

LMV-3 Three-Way Mixing Valve

Part No.

Qty.

LMV-3 Three-Way Mixing Valve Kit – Requires mixing valve actuator for proper system operations. Connector included in all kits listed below.

HYDRONIC SYSTEM COMPONENTS



| | | |
|-----------|---|---|
| 800-765F | 1" FNPT (Female) 3-way Mixing Valve - Kit | 1 |
| 800-765P | 1" LegendPress™ 3-way Mixing Valve - Kit | 1 |
| 800-765VC | 1" Iso Valve Compression 3-Way Mixing Valve - Kit | 1 |
| 800-765VF | 1" Iso Valve FNPT (Female) 3-Way Mixing Valve - Kit | 1 |
| 800-766M | 1-1/4" MNPT (Male) 3-Way Mixing Valve - Kit | 1 |
| 800-766S | 1-1/4" SWT (Solder) 3-Way Mixing Valve - Kit | 1 |
| 800-766F | 1-1/4" FNPT (Female) 3-way Mixing Valve - Kit | 1 |
| 800-766P | 1-1/4" LegendPress™ 3-Way Mixing Valve - Kit | 1 |
| 800-766VF | 1-1/4" Iso Valve FNPT (Female) 3-Way Mixing Valve - Kit | 1 |

Mixing Valve Actuator

Mixing Valve Actuators are compact and a very reliable design for use with the LMV-3 mixing valve. Two control options are available to utilize either "set point" or "outdoor reset" mixing strategies. Utilizes knurled brass nut for easy connection to the 3-way valve and colored LED lights to visually indicate movement and direction of actuator.



24V Floating Actuator – For use with the LMV-3 Mixing Valve. Must be paired with separate controller that can provide a 24V output signal (sold separately).

| | | |
|---------|--------------------------------------|---|
| 800-761 | Mixing Valve Actuator – 24V Floating | 1 |
|---------|--------------------------------------|---|



Stand-Alone Actuator – For use with the LMV-3 Mixing Valve. Contains built-in, proportional – integral (PI) control that uses feedback from the pre-wired temperature probe (included) to control position of 3-way mixing valve for desired output temperature. No need to connect to separate control box or system.

| | | |
|---------|-------------------------------------|---|
| 800-762 | Mixing Valve Actuator - Stand Alone | 1 |
|---------|-------------------------------------|---|

AF-480

Auto Fill With Backflow Preventer



The AF-480 reduces the feed pressure from the make-up system to the lower operating pressure of the hydronic system. The backflow preventer allows for a safe connection between the two systems by preventing any possibility of backflow from the hydronic system into the potable water system. Set up is simple with the built-in pressure gauge; just dial in the desired system pressure to be maintained from 7 to 45 psi. The gauge can be mounted on either side of the assembly for easy viewing in any mounting direction. The pressure reducing valve is fully serviceable with removable filter cartridge for easy cleaning or replacement.

Key Features at a Glance

- Built-In system pressure gauge
- Adjustable from 7 to 45 psi (pre-set to 12 psi)
- Fully serviceable with removable filter cartridge
- ASSE 1012 certified to meet local codes

| Auto Fill with Backflow & Gauge | Part No. | Size | Qty. | |
|--|----------|------|--|---|
| AF-480 Auto Fill with Backflow Preventer & Gauge – Compact, safe and easy to install automatic make-up water assembly. | | | | |
| | 800-841 | 1/2" | Auto Fill with Backflow and Gauge - FNPT | 1 |
| | 800-842 | 1/2" | Auto Fill with Gauge Only - FNPT | 1 |

HYDRONIC SYSTEM COMPONENTS

Did you know? Legend customer service representatives are knowledgeable and empowered.

Heat Exchangers



Legend's HX Series Brazen Plate Heat Exchangers (BPHE) consist of acid-resistant stainless steel plates with a herringbone ridge pattern. The plates are arranged so that this pattern is in the opposite direction on each adjacent plate. At every point where the ridges intersect, a copper vacuum brazed joint exists, forming a separate flow path for the two media that exchange heat energy. The counter-current flow paths of the media and the vigorous turbulence caused by the ridges ensure maximum heat transfer.

Key Features at a Glance

- U.L. Listed
- High thermal efficiency
- High temperature (302° F) and pressure (435 psi) resistance
- High thermal efficiency
- High corrosion resistance
- No gasket seals
- Excellent flow characteristics
- Easy installation and less maintenance
- Very durable

Legend's BPHE is compatible with a variety of media:

- Water
- Oil
- Organic solvents
- Various antifreeze solutions (glycol mixtures, alcohols, etc.)

Legend's BPHE is designed to be used in a variety of applications including but not limited to:

- Hydronic heating and cooling (radiant floor, snow & ice melt)
- Domestic water heating
- Industrial fluid processing
- Solar/Geothermal applications

HYDRONIC SYSTEM COMPONENTS

Heat Exchanger



| Part No. | Size | Qty. |
|----------|------|------|
|----------|------|------|

HX Series Heat Exchangers – Brazen plate heat exchanger (BPHE) 5" x 12" with MNPT connections and acid-resistant stainless steel plates.

| | | | |
|---------|------|------------------------------|---|
| 807-001 | 3/4" | HX-100, 10 Plate; 50M BTU/H | 1 |
| 807-071 | 1" | HX-100, 10 Plate; 50M BTU/H | 1 |
| 807-002 | 3/4" | HX-200, 20 Plate; 100M BTU/H | 1 |
| 807-072 | 1" | HX-200, 20 Plate; 100M BTU/H | 1 |
| 807-003 | 3/4" | HX-300, 30 Plate; 150M BTU/H | 1 |
| 807-073 | 1" | HX-300, 30 Plate; 150M BTU/H | 1 |

Compact Heat Exchanger



HX Series Compact Heat Exchangers – Brazen plate heat exchanger (BPHE) 3" x 7-1/2" with 3/4" MNPT connections and acid-resistant stainless steel plates.

| | | | |
|---------|------|------------------------------|---|
| 807-031 | 3/4" | HX-100B, 10 Plate; 40M BTU/H | 1 |
| 807-032 | 3/4" | HX-160B, 16 Plate; 70M BTU/H | 1 |
| 807-033 | 3/4" | HX-200B, 20 Plate; 90M BTU/H | 1 |

Zone Valves



Zone Valves LZV-2 and LZV-3 series motorized valves are used to control flow in chilled or hot water systems and low pressure steam systems up to 15 psi. The valve is driven by a hysteresis synchronous motor with spring return.

Key Features at a Glance

- Suitable for heating/cooling or low pressure steam systems
- Long life synchronous motor
- Stainless steel shaft with EPDM ball and seals
- Can be used on applications with high make up water
- Locking connection between valve body and actuator
- High differential pressure close-off, low noise

LZV-2 Way Zone Valve

ISO 9002



| Part No. | Size | | Qty. |
|---|--------|-----------------------------------|------|
| LZV-2 Series Motorized Valve – 2-way zone valve, normally closed, solder connection. | | | |
| 800-703 | 1/2" | With End Switch, 3.8 CV Factor | 1 |
| 800-704NE | 3/4" | Without End Switch, 5.4 CV Factor | 1 |
| 800-704 | 3/4" | With End Switch, 5.4 CV Factor | 1 |
| 800-705 | 1" | With End Switch, 8.0 CV Factor | 1 |
| 800-706 | 1-1/4" | Without End Switch, 5.4 CV Factor | 1 |
| 800-709 | | Replacement 4-Wire Actuator | 1 |
| LZV-2 Series Motorized Valve – 2-way zone valve, normally open, solder connection. | | | |
| 800-710NE | 3/4" | Without End Switch, 5.4 CV | 1 |
| 800-710 | | Normally Open Actuator | 1 |

HYDRAULIC SYSTEM
 COMPONENTS

LZV-3 Way Zone Valve

ISO 9002



| | | | |
|--|--------|-----------------------------|---|
| LZV-3 Series Motorized Valve – 3-way zone valve, solder connection. | | | |
| 800-713 | 1/2" | 3.8 CV Factor | 1 |
| 800-714 | 3/4" | 5.4 CV Factor | 1 |
| 800-715 | 1" | 6.7 CV Factor | 1 |
| 800-716 | 1-1/4" | 9.8 CV Factor | 1 |
| 800-719 | | Replacement 2-Wire Actuator | 1 |

Gauges



Key Features at a Glance

- Adjustable reference temperature
- 0-75 psi
- 0-170 feet of head
- 40-200°F range option optimized for hydronic heating and cooling applications or 60-280°F temperature range standard option

HYDRONIC SYSTEM COMPONENTS

GAUGES

Rear Mount Gauge

ISO 9001



| Part No. | Size | | Qty. |
|--|------|-----------------|------|
| T-825 Rear Mount Temperature and Pressure Gauge, MNPT. | | | |
| 800-662 | 1/4" | 40–200° F Range | 1 |
| 800-663 | 1/2" | 40–200° F Range | 1 |
| 800-673 | 1/2" | 60–280° F Range | 1 |

Bottom Mount Gauge

ISO 9001



| | | | |
|--|------|-----------------|---|
| T-825 Bottom Mount Temperature and Pressure Gauge, MNPT. | | | |
| 800-664 | 1/4" | 40–200° F Range | 1 |
| 800-665 | 1/2" | 40–200° F Range | 1 |
| 800-675 | 1/2" | 60–280° F Range | 1 |

Extended Probe Rear Mount

ISO 9001



| | | | |
|--|------|-----------------|---|
| T-825 Rear Mount Extended Probe Temperature and Pressure Gauge, 1/2" MNPT, 3" Probe. | | | |
| 800-683 | 1/2" | 60–280° F Range | 1 |

Extended Probe Bottom Mount

ISO 9001



| | | | |
|--|------|-----------------|---|
| T-825 Bottom Mount Extended Probe Temperature and Pressure Gauge, 1/2" MNPT, 3" Probe. | | | |
| 800-684 | 1/2" | 60–280° F Range | 1 |

GAUGES

2-1/2" Rear Mount Gauge

ISO 9001



| Part No. | Size | | Qty. |
|---|------|-----------------|------|
| T-825 Rear Mount Temperature and Pressure Gauge, 2-1/2" gauge ideal for boiler replacements, MNPT. | | | |
| 800-692 | 1/4" | 60–280° F Range | 1 |
| 800-693 | 1/2" | 60–280° F Range | 1 |

T-820 TEST GAUGES

Side Mount Tester

ISO 9001



T-820 Air Pressure Tester, Side Mount 0-100 psi, built in Schraeder valve.

| | | | |
|---------|------|-------------------------------------|---|
| 800-669 | 3/4" | FNPT Side Mount Air Pressure Tester | 1 |
| 800-668 | 1" | MNPT Side Mount Air Pressure Tester | 1 |

End Mount Tester

ISO 9001



T-820 Air Pressure Tester, end mount style is great for low profile applications. 1" thread MNPT allows direct connection to manifold, 0-100 psi, built in Schraeder valve.

| | | | |
|---------|----|------------------------------------|---|
| 800-667 | 1" | MNPT End Mount Air Pressure Tester | 1 |
|---------|----|------------------------------------|---|

Water Pressure Tester

ISO 9001



T-820 Water Pressure Tester, garden hose thread connection to allow for easy plumbing system pressure testing, 0-200 psi.

| | | | |
|---------|------|---------------------------|---|
| 800-660 | 3/4" | GHT Water Pressure Tester | 1 |
|---------|------|---------------------------|---|

Temperature Gauge with Thermowell

ISO 9001



Temperature Gauge with Thermowell, 1" probe, 60°F - 280°F. Temperature gauge is easily removable without loss of system pressure.

| | | | |
|---------|----|------------------------|---|
| 800-653 | 2" | 1/2" MNPT Thermowell | 1 |
| 800-652 | 3" | 1/2" MNPT Thermowell | 1 |
| 800-655 | 2" | 3/4" Solder Thermowell | 1 |
| 800-654 | 3" | 3/4" Solder Thermowell | 1 |

BRONZE HEATING AND RADIATOR VALVES

Steam Angle Radiator Valve

ISO 9002 (T-431 only), 15 psi WSP
Cast bronze



T-431



T-431YB

| Part No. | Size | Configuration | Model No. | Cs/Ct |
|----------|--------|---------------|-----------|-------|
| 110-103 | 1/2" | FNPT x MNPT | T-431 | 60/10 |
| 110-104 | 3/4" | FNPT x MNPT | T-431 | 48/8 |
| 110-105 | 1" | FNPT x MNPT | T-431 | 36/6 |
| 110-106 | 1-1/4" | FNPT x MNPT | T-431 | 24/4 |
| 110-107 | 1-1/2" | FNPT x MNPT | T-431 | 18/3 |
| 110-108 | 2" | FNPT x MNPT | T-431 | 12/2 |

Yellow Brass

| | | | | |
|---------|--------|-------------|---------|-------|
| 110-143 | 1/2" | FNPT x MNPT | T-431YB | 60/10 |
| 110-147 | 3/4" | FNPT x MNPT | T-431YB | 48/8 |
| 110-148 | 1" | FNPT x MNPT | T-431YB | 36/6 |
| 110-149 | 1-1/4" | FNPT x MNPT | T-431YB | 24/4 |
| 110-150 | 1-1/2" | FNPT x MNPT | T-431YB | 16/1 |
| 110-151 | 2" | FNPT x MNPT | T-431YB | 12/1 |

Hot Water Angle Valve

ISO 9002, 60 psi
Cast bronze



S-437



T-437

| | | | | |
|----------|--------|-------------|-------|-------|
| 110-113 | 1/2" | FNPT x MNPT | T-437 | 60/10 |
| 110-114 | 3/4" | FNPT x MNPT | T-437 | 60/10 |
| 110-115* | 1" | FNPT x MNPT | T-437 | 36/6 |
| 110-116* | 1-1/4" | FNPT x MNPT | T-437 | 24/4 |
| 110-117* | 1-1/2" | FNPT x MNPT | T-437 | 18/3 |

** 1", 1-1/4" & 1-1/2" are steam angle valves drilled for hot water use*

| | | | | |
|---------|------|--------------|-------|-------|
| 110-123 | 1/2" | Sweat x MNPT | S-437 | 60/10 |
| 110-124 | 3/4" | Sweat x MNPT | S-437 | 60/10 |

Radiator Gate Valve

ISO 9002 (T-435 only), 200 CWP, 125 WSP
Cast bronze



T-435



I-435YB

| | | | | |
|---------|--------|-------------|-------|-------|
| 110-133 | 1/2" | FNPT x MNPT | T-435 | 60/10 |
| 110-134 | 3/4" | FNPT x MNPT | T-435 | 48/8 |
| 110-135 | 1" | FNPT x MNPT | T-435 | 36/6 |
| 110-136 | 1-1/4" | FNPT x MNPT | T-435 | 24/4 |
| 110-137 | 1-1/2" | FNPT x MNPT | T-435 | 18/3 |

Yellow Brass

| | | | | |
|---------|--------|-------------|---------|-------|
| 110-243 | 1/2" | FNPT x MNPT | T-435YB | 60/10 |
| 110-244 | 3/4" | FNPT x MNPT | T-435YB | 48/8 |
| 110-245 | 1" | FNPT x MNPT | T-435YB | 36/6 |
| 110-246 | 1-1/4" | FNPT x MNPT | T-435YB | 24/4 |
| 110-247 | 1-1/2" | FNPT x MNPT | T-435YB | 18/3 |

BRONZE HEATING AND RADIATOR VALVES**Convactor Steam Angle Valve**ISO 9002 (T-433 only), 15 WSP
Cast bronze

T-433YB



T-433

| Part No. | Size | Configuration | Model No. | Cs/Ct |
|---------------------|--------|---------------|-----------|-------|
| 110-145 | 1" | FNPT | T-433 | 36/6 |
| 110-146 | 1-1/4" | FNPT | T-433 | 24/4 |
| Yellow Brass | | | | |
| 110-125 | 1" | FNPT | T-433YB | 36/6 |
| 110-126 | 1-1/4" | FNPT | T-433YB | 24/4 |

Union Elbow15 WSP, 60 psi
Cast bronze

S-438



T-438

| | | | | |
|---------|--------|-------|-------|--------|
| 110-163 | 1/2" | FNPT | T-438 | 150/10 |
| 110-164 | 3/4" | FNPT | T-438 | 100/10 |
| 110-168 | 1" | FNPT | T-438 | 60/10 |
| 110-169 | 1-1/4" | FNPT | T-438 | 48/8 |
| 110-165 | 1/2" | Sweat | S-438 | 150/10 |
| 110-166 | 3/4" | Sweat | S-438 | 100/10 |

Purge & Balancing Valve

80 CWP



S-464

| | | | | |
|---------|--------|---------------|-------|--------|
| 110-404 | 3/4" | Sweat x Sweat | S-464 | 108/18 |
| 110-405 | 1" | Sweat x Sweat | S-464 | 72/12 |
| 110-406 | 1-1/4" | Sweat x Sweat | S-464 | 60/10 |

Balancing Valve

400 CWP, 150 WSP



S-439

| | | | | |
|---------|------|---------------|-------|--------|
| 110-153 | 1/2" | Sweat x Sweat | S-439 | 120/10 |
| 110-154 | 3/4" | Sweat x Sweat | S-439 | 90/10 |
| 110-155 | 1" | Sweat x Sweat | S-439 | 60/6 |

*Ball valve with screwdriver slot 100% shut-off***Straight 1/4 Turn Circulator Valve**

ISO 9002, 400 CWP, 150 WSP



S-425



T-425

| | | | | |
|---------|------|--------------|-------|-------|
| 110-213 | 1/2" | FNPT x MNPT | T-425 | 12/1 |
| 110-214 | 3/4" | FNPT x MNPT | T-425 | 48/8 |
| 110-217 | 1/2" | Sweat x MNPT | S-425 | 72/12 |
| 110-218 | 3/4" | Sweat x MNPT | S-425 | 48/8 |

Radiator Valve Handle

Replacement Handle

| | | |
|----------|--------------------|-------|
| 110-170* | Replacement Handle | 100/1 |
|----------|--------------------|-------|

**Fits all sizes of multi-turn radiator valves*

HEATING SPECIALTIES

Isolation Ball Valve - Flanged

Forged brass
ISO 9002, 600 CWP
Bolt set included



| Part No. | Size | Configuration | Model No. | Cs/Ct |
|----------|--------|----------------|-----------|-------|
| 101-074 | 3/4" | FNPT x Flange | T-1002FLG | 36/6 |
| 101-075 | 1" | FNPT x Flange | T-1002FLG | 32/4 |
| 101-076 | 1-1/4" | FNPT x Flange | T-1002FLG | 24/4 |
| 101-094 | 3/4" | Sweat x Flange | S-1002FLG | 36/6 |
| 101-095 | 1" | Sweat x Flange | S-1002FLG | 32/4 |
| 101-096 | 1-1/4" | Sweat x Flange | S-1002FLG | 24/4 |

Isolation Ball Valve - Rotating Flange

Forged brass
ISO 9002, 600 CWP
Bolt set included



| | | | | |
|---------------------|--------|----------------|------------|------|
| 101-274 | 3/4" | FNPT x Flange | T-2011RFLG | 24/1 |
| 101-275 | 1" | FNPT x Flange | T-2011RFLG | 18/1 |
| 101-276 | 1-1/4" | FNPT x Flange | T-2011RFLG | 12/1 |
| 101-294 | 3/4" | Sweat x Flange | S-2011RFLG | 24/1 |
| 101-295 | 1" | Sweat x Flange | S-2011RFLG | 18/1 |
| 101-296 | 1-1/4" | Sweat x Flange | S-2011RFLG | 12/1 |
| LegendPress™ | | | | |
| 101-284 | 3/4" | Press x Flange | P-2011 | 24/1 |
| 101-285 | 1" | Press x Flange | P-2011 | 18/1 |
| 101-286 | 1-1/4" | Press x Flange | P-2011 | 12/1 |

Rotating flange for greater installation ease

Isolation Ball Valve - Rotating Flange & Purge

Forged brass
ISO 9002, 600 CWP
Bolt set included



| | | | | |
|---------|--------|----------------|------------|------|
| 101-174 | 3/4" | FNPT x Flange | T-2012RFLG | 24/1 |
| 101-175 | 1" | FNPT x Flange | T-2012RFLG | 18/1 |
| 101-176 | 1-1/4" | FNPT x Flange | T-2012RFLG | 12/1 |
| 101-194 | 3/4" | Sweat x Flange | S-2012RFLG | 24/1 |
| 101-195 | 1" | Sweat x Flange | S-2012RFLG | 18/1 |
| 101-196 | 1-1/4" | Sweat x Flange | S-2012RFLG | 12/1 |

Rotating flange for greater installation ease. Purge feature saves system downtime.

Tankless Water Heater Valve Kit

Traditional & no lead forged brass
ANSI/NSF 61-G (NL only)
600 CWP



Tankless Water Heater Valve

| Pair without PRV | | | | |
|------------------|------|-------------------|--|------|
| 101-150 | 3/4" | FNPT Union x FNPT | | 16/1 |
| 101-150NL | 3/4" | FNPT Union x FNPT | | 16/1 |
| 101-156 | 1" | FNPT Union x FNPT | | 12/1 |
| 101-156NL | 1" | FNPT Union x FNPT | | 12/1 |



HEATING SPECIALTIES

Tankless Water Heater Valve Kit

Traditional & no lead forged brass
 ANSI/NSF 61-G (NL only)
 600 CWP



Pair with 200K BTU
 PRV

| Part No. | Size | Configuration | Model No. | Cs/Ct |
|-----------|------|--------------------|-----------|-------|
| 101-151 | 3/4" | FNPT Union x Sweat | | 16/1 |
| 101-151NL | 3/4" | FNPT Union x Sweat | | 16/1 |
| 101-157 | 1" | FNPT Union x Sweat | | 12/1 |
| 101-157NL | 1" | FNPT Union x Sweat | | 12/1 |

Pair with 200K BTU PRV Factory Set at 150 PSI

| | | | | |
|-----------|------|-------------------|--|------|
| 101-149 | 3/4" | FNPT Union x FNPT | | 16/1 |
| 101-149NL | 3/4" | FNPT Union x FNPT | | 16/1 |
| 101-155 | 1" | FNPT Union x FNPT | | 12/1 |
| 101-155NL | 1" | FNPT Union x FNPT | | 12/1 |

Pair with 200K BTU PRV Factory Set 150 PSI

| | | | | |
|-----------|------|--------------------|--|------|
| 101-154 | 3/4" | FNPT Union x Sweat | | 16/1 |
| 101-154NL | 3/4" | FNPT Union x Sweat | | 16/1 |
| 101-160 | 1" | FNPT Union x Sweat | | 8/1 |
| 101-160NL | 1" | FNPT Union x Sweat | | 12/1 |

Pressure Relief Valve



200K
 BTU PRV

200K BTU PRV

| | | | | |
|-----------|------|------|--------------------|-------|
| 111-301 | 3/4" | MNPT | 3/4" - 1" 200K BTU | 100/1 |
| 111-301NL | 3/4" | MNPT | 3/4" - 1" 200K BTU | 100/1 |

Oil Tank Valve



T-566

Ball Type

| | | | | |
|----------|-------------|--------------|-------|-------|
| 111-205 | 1/2" x 3/8" | MNPT x MNPT | T-565 | 72/12 |
| 111-206* | 1/2" x 3/8" | MNPT x Flare | T-566 | 72/12 |

*Includes flare nut

Did you know? Our corporate mission is to create customer astonishment.

HEATING SPECIALTIES

Chrome Plated Steam Air Vent

ISO 9002



| Part No. | Size | Configuration | Model No. | Cs/Ct |
|-------------------|-------------|---------------|-----------|-------|
| Angle | | | | |
| 110-301 | 1/8" | MNPT | T-60 | 72/12 |
| Adjustable | | | | |
| 110-305 | 1/8" | MNPT | T-60A | 72/12 |
| Straight | | | | |
| 110-302 | 1/8" | MNPT | T-61 | 72/12 |
| 110-303 | 1/4" | MNPT | T-63 | 72/12 |
| 110-304 | 3/4" x 1/2" | MNPT / FNPT | T-65 | 72/12 |

Chrome Plated Economy Series

ISO 9002



| | | | | |
|-------------------|-------------|-------------|-------|--------|
| Angle | | | | |
| 110-321 | 1/8" | MNPT | T-90 | 144/12 |
| Adjustable | | | | |
| 110-325 | 1/8" | MNPT | T-90A | 144/12 |
| Straight | | | | |
| 110-322 | 1/8" | MNPT | T-91 | 144/12 |
| 110-323 | 1/4" | MNPT | T-93 | 144/12 |
| 110-324 | 3/4" x 1/2" | MNPT / FNPT | T-95 | 144/12 |

Automatic Hot Water Air Vent

ISO 9002
200 psi
Max temp 200°F



| | | | | |
|---------|------|------|------|--------|
| 110-331 | 1/8" | MNPT | T-70 | 100/10 |
| 110-332 | 1/4" | MNPT | T-70 | 100/10 |

T-70H High Capacity Auto Air Vent

ISO 9002
100 psi
Max service temp 248° F
Serviceable



| | | | | |
|---------|------|------|-------|------|
| 110-333 | 3/8" | MNPT | T-70H | 50/1 |
|---------|------|------|-------|------|

Automatic Air Vent

ISO 9002
125 psi
Max temp 240°F
10 psi WSP



| | | | | |
|---------|------|------|------|--------|
| 110-350 | 1/8" | MNPT | T-73 | 500/50 |
| 110-351 | 1/4" | MNPT | T-73 | 500/50 |

T-73

HEATING VALVES

HEATING SPECIALTIES

Manual Adjustable Air Vent

ISO 9002
 100 psi
 Max temp 200°F



T-75

| Part No. | Size | Configuration | Model No. | Cs/Ct |
|----------|------|---------------|-----------|---------|
| 110-337 | 1/8" | MNPT | T-75 | 1000/50 |

Coin Key Air Vent

ISO 9002
 125 psi
 Max temp 200°F



Key for T-77



T-77

| | | | | |
|-------------------------|------|------|------|----------|
| 110-338 | 1/8" | MNPT | T-77 | 1000/100 |
| Key for T-77 110-340 | | | | 2500/500 |

Air Purger

125 CWP
 Max temp 275°F



T-80

| | | | | |
|---------|--------|------|------|------|
| 110-345 | 1" | FNPT | T-80 | 15/1 |
| 110-346 | 1-1/4" | FNPT | T-80 | 15/1 |
| 110-347 | 1-1/2" | FNPT | T-80 | 6/1 |
| 110-348 | 2" | FNPT | T-80 | 1/1 |

Carbon Steel Boiler Manifold Header



2 Zone



3 Zone



4 Zone



5 Zone

| | | | | |
|---------|----------------------------|--------|----------|------|
| 355-392 | 1" x 3/4" | 2 Zone | Manifold | 16/1 |
| 355-402 | 1-1/4" x 3/4" | 2 Zone | Manifold | 16/1 |
| 355-412 | 1-1/4" x 1" | 2 Zone | Manifold | 16/1 |
| 355-422 | 1-1/2" x 3/4" | 2 Zone | Manifold | 16/1 |
| 355-432 | 1-1/2" x 1" | 2 Zone | Manifold | 16/1 |
| 355-393 | 1" x 3/4" | 3 Zone | Manifold | 8/1 |
| 355-403 | 1-1/4" x 3/4" | 3 Zone | Manifold | 8/1 |
| 355-413 | 1-1/4" x 1" | 3 Zone | Manifold | 12/1 |
| 355-423 | 1-1/2" x 3/4" | 3 Zone | Manifold | 8/1 |
| 355-433 | 1-1/2" x 1" | 3 Zone | Manifold | 12/1 |
| 355-394 | 1" x 3/4" | 4 Zone | Manifold | 9/1 |
| 355-404 | 1-1/4" x 3/4" | 4 Zone | Manifold | 9/1 |
| 355-414 | 1-1/4" x 1" | 4 Zone | Manifold | 8/1 |
| 355-424 | 1-1/2" x 3/4" | 4 Zone | Manifold | 9/1 |
| 355-434 | 1-1/2" x 1" | 4 Zone | Manifold | 8/1 |
| 355-442 | 1-1/4" x (3) 3/4" & (1) 1" | 4 Zone | Manifold | 9/1 |
| 355-405 | 1-1/4" x 3/4" | 5 Zone | Manifold | 6/1 |
| 355-415 | 1-1/4" x 1" | 5 Zone | Manifold | 5/1 |
| 355-425 | 1-1/2" x 3/4" | 5 Zone | Manifold | 5/1 |
| 355-435 | 1-1/2" x 1" | 5 Zone | Manifold | 5/1 |

HEATING SPECIALTIES

Carbon Steel Boiler Manifold Header



| Part No. | Size | Configuration | Model No. | Cs/Ct |
|----------|---------------|---------------|-----------|-------|
| 355-406 | 1-1/4" x 3/4" | 6 Zone | Manifold | 5/1 |
| 355-416 | 1-1/4" x 1" | 6 Zone | Manifold | 5/1 |
| 355-426 | 1-1/2" x 3/4" | 6 Zone | Manifold | 4/1 |
| 355-436 | 1-1/2" x 1" | 6 Zone | Manifold | 4/1 |

Mono-Flow Tees

Traditional & no lead brass
ANSI/NSF 372 (NL only)



| | | | | |
|-----------|---------------|-------|---------|--------|
| 302-203 | 3/4" x 1/2" | Sweat | T-570 | 150/25 |
| 302-203NL | 3/4" x 1/2" | Sweat | T-570NL | 150/25 |
| 302-204 | 1" x 1/2" | Sweat | T-570 | 60/10 |
| 302-204NL | 1" x 1/2" | Sweat | T-570NL | 60/10 |
| 302-205 | 1" x 3/4" | Sweat | T-570 | 60/10 |
| 302-205NL | 1" x 3/4" | Sweat | T-570NL | 60/10 |
| 302-206 | 1-1/4" x 1/2" | Sweat | T-570 | 40/10 |
| 302-206NL | 1-1/4" x 1/2" | Sweat | T-570NL | 40/10 |
| 302-207 | 1-1/4" x 3/4" | Sweat | T-570 | 40/10 |
| 302-207NL | 1-1/4" x 3/4" | Sweat | T-570NL | 40/10 |

Venturi Tees

Traditional brass



| | | | | |
|---------|---------------|-------|-------|--------|
| 302-213 | 3/4" x 1/2" | Sweat | T-569 | 150/25 |
| 302-214 | 1" x 1/2" | Sweat | T-569 | 60/10 |
| 302-215 | 1" x 3/4" | Sweat | T-569 | 60/10 |
| 302-216 | 1-1/4" x 1/2" | Sweat | T-569 | 10/1 |
| 302-217 | 1-1/4" x 3/4" | Sweat | T-569 | 40/10 |

Did you know? Always a human means that when you call Legend you will talk to a person.



Every day we create customer astonishment.

AMBIANCE™



Radiant heating and cooling ceiling panels

AMBIANCE is a ceiling based radiant panel system that can be used for heating or cooling applications. AMBIANCE consists of 2x2 or 2x4 steel panels that fit in standard suspended ceiling grid systems. The panels incorporate aluminum heat transfer plates that conduct heat to or from the panel surface. Copper or PEX tube is connected to the heat transfer plates via flexible braided connectors. The panels are then connected in series to a manifold supplying heated or chilled water.

An AMBIANCE system can easily accommodate as many temperature zones and controls as needed.

Key Features at a Glance

- Fits in standard 2x2 and 2x4 ceiling grid systems
- Works for heating and cooling applications
- Great for new construction or existing ceiling retrofits
- Great for large, multi-level buildings or smaller residential spaces
- Excellent supplemental heat for foyers, basements, entryways, etc.



AMBIANCE panels can be used in commercial environments for supplying zoned heating and cooling efficiently. In multi-floor buildings, AMBIANCE can reduce plenum space and result in 5-10% more usable building space. AMBIANCE panels can be used to provide supplemental heat in small spaces where design constraints do not allow for sufficient heat. Entryways, foyers, bathrooms, and windowed areas are common applications where supplemental heat is needed to provide comfort.

MECHPanels™



Designed and manufactured to fit your project specifications

The Legend Hydronics MechPanels™ are assembled and tested in our factory and shipped direct to the project ready for installation. All Legend Hydronics MechPanels are temperature and pressure tested to ensure leak free, quality connections. All wiring and electrical connections & circuits are also 100% tested. Why spend unnecessary time at the jobsite when you can simply hang the MechPanel on the wall, make the major connections, commission the project and leave. The Legend Hydronics MechPanels will save you time and money.

Service manual includes – wiring and piping schematics, equipment specifications, unpacking, installation, and operation instructions.

Key Features at a Glance

- Zone Distribution – with circulators and/or valves
- Primary Piping - heating/cooling source included
- Residential projects
- Commercial Skids – snow & ice melt systems
- Controls included and pre-wired



Our MechPanels offer a “just right” solution for every project whatever the scale.

MechPanels use stainless steel backing for an attractive, clean, professional appearance.

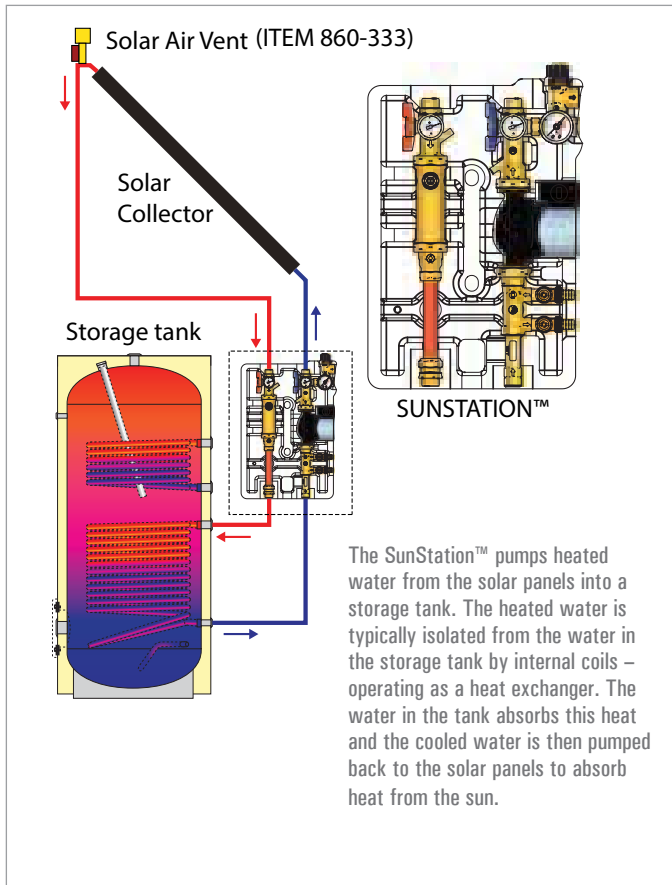
SUNSTATION™

Legend Hydronics' space and labor saving SP-20 SunStation Pump System is state of the art.

The "heart" of any solar thermal heating system is its pump system and SunStation's compact, lightweight design makes it easy to install and maintain. The insulation shell ensures effective thermal insulation, easy access and an attractive appearance. Proven for many years in European applications, the cost-effective SunStation Pump includes flow gauge, fill & purge valves, circulator, balancing valve, supply & return isolation valves with built-in check, manual air vent, supply & return temperature gauges, pressure gauge and pressure relief valve with drain port.

Key Features at a Glance

- Isolation valves with integrated thermometers
- 2 piece insulation shell included
- Electronic control unit (ordered separately)
- Built-in flow meter
- Fill and purge valves
- Pressure relief with drain port



The SP-20 Unit provides automatic control of the solar pumping station. The unit monitors temperature sensors mounted on the solar panels and in the storage tank. When the solar panel temperature is greater than the storage tank, the pump operates, heating the water in the tank. At night or in cold conditions the pump remains off, preserving the heat accumulated in the tank. The controller also logs operating parameters providing information on the amount of energy saved and collected over time.



SunStation™ Compact Solar Pumping Station

ISO 9002



SP-20 Dual line solar pump

Includes flow gauge, fill & purge valves, circulator, balancing valve, supply & return isolation valves with built-in check, manual air vent, supply & return temperature gauges, pressure gauge and pressure relief valve with drain port.

Part No. 860-020

Connection Kit for SP-20 SunStation™

ISO 9002



Connection Kit for SP-20 SunStation™ – Contains 6 adapters for panel supply & return, tank supply/return, expansion tank, and overpressure blow-off.

| | Part No. |
|---------------------------------|----------|
| 1/2" Compression Connection Kit | 860-023 |
| 3/4" Compression Connection Kit | 860-024 |
| 1" Compression Connection Kit | 860-025 |

Control Unit for SP-20 SunStation™

ISO 9002



SP-20 Electronic Control Unit

The SP-20 Electronic Control provides automatic control of the SP-20 SunStation™.

Part No. 860-100

Air Vent

ISO 9002



Solar Air Vent and Valve Kit

Air Vent – High temperature (356° F) and high capacity air vent for solar applications. Includes isolation ball valve for servicing air vent.

Part No. 860-333

VersaTherm®

Main Panels (VT-MP)



Panel Size = 31-1/2 in. x 15-3/4 in. = (496) 3.44 ft² (10 panels per box)

Use to calculate number of panels:

$$\frac{\text{Project square footage}}{\text{Panel size}} \times 0.233 = \text{Number of main panels needed} \quad (\text{Round Up})$$

EXAMPLE: 400 ft² x 0.233 = 93.2 or (94) panels

Use to calculate number of cases:

$$\frac{\text{Number of main panels needed}}{\text{Panels per case}} \div 10 = \text{Number of cases needed} \quad (\text{Round Up})$$

EXAMPLE: 94 panels ÷ 10 = 9.4 or (10) cases

Return Panels (VT-RP)



Panel Size = 15-3/4 in. x 15-3/4 in. = (248) 1.72 ft² (20 panels per box)

Use to calculate number of panels:

$$\frac{\text{Project square footage}}{\text{Panel size}} \times 0.117 = \text{Number of main panels needed} \quad (\text{Round Up})$$

EXAMPLE: 400 ft² x 0.117 = 46.8 or (47) panels

Use to calculate number of cases:

$$\frac{\text{Number of main panels needed}}{\text{Panels per case}} \div 20 = \text{Number of cases needed} \quad (\text{Round Up})$$

EXAMPLE: 47 panels ÷ 20 = 2.35 or (3) cases

Notes: The project square footage includes only the area of the room or project space that is to be covered by tubing. Do not include areas under cabinets or any areas that will not receive tubing.

PROJECT DESIGN IS HIGHLY RECOMMENDED WITH VERSATHERM.

QuickTherm®



QT100 (1") Panel Size = 2' x 4' = 8 ft² (18 panels per bundle)

QT200 (2") Panel Size = 2' x 4' = 8 ft² (10 panels per bundle)

Use to calculate number of panels:

$$\frac{\text{Project square footage}}{\text{Panel size}} \div 8 = \text{Number of QT panels needed} \quad (\text{Round Up})$$

EXAMPLE: 3,500 ft² ÷ 8 = 437.5 or (438) panels

Use to calculate number of bundles:

$$\frac{\text{Number of QT panels needed}}{\text{Panels per bundle}} \div (18 \text{ or } 10) = \text{Number of bundles needed} \quad (\text{Round Up})$$

EXAMPLE: 438 panels ÷ 10 (QT 200) = 43.8 or (44) bundles

Downstream Thinking[®] guarantees you
the right product when you need it.



1954 HDPE
(HIGH DENSITY
POLYETHYLENE)
TUBE FIRST TESTED



1965 ENGEL PATENT, PEXa



1967 PEXa PRODUCTION
FOR POTABLE
WATER SYSTEMS

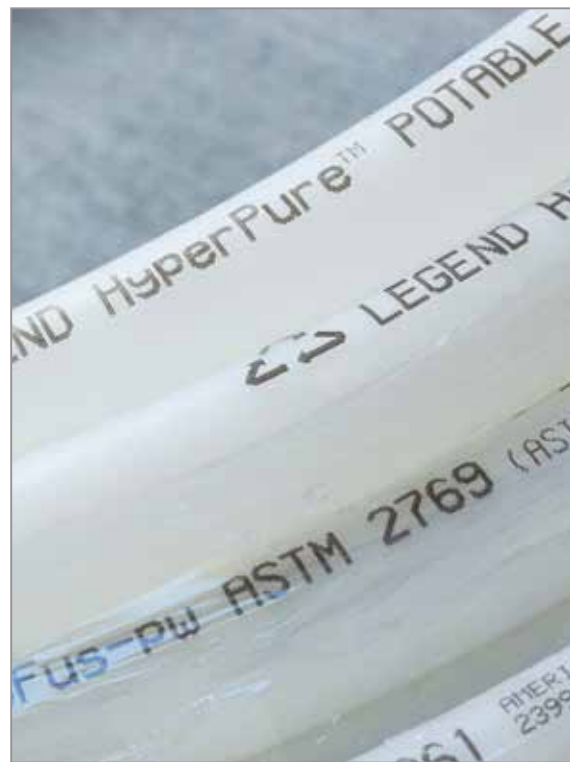


1981 PE-RT
FIRST DEVELOPED



1984 ASTM F
876/877
PUBLISHED

HyperPure® Bimodal Polyethylene Raised Temperature (PE-RT) tubing is strong, flexible and pure. Utilizing modern resin technology HyperPure is the first flexible plastic hot and cold water tube that does not need to be crosslinked. No additional additives or processes are necessary making the tube pure, 100% recyclable and fusible.



1989 CSA 137.5 PUBLISHED FOR PEXb & PEXc



2005 PEX USAGE OVERTAKES COPPER IN US



2009 CALIFORNIA APPROVES PEX



2012 DOW PATENTS HYPERTHERM™ 2399 ADDED TO IPC & UPC PLUMBING CODE



2015 LEGEND MANUFACTURES PE-RT POTABLE WATER TUBING

HyperPure®

200 psi @ 73°F
100 psi @ 180°F
cNSFus-pw
ASTM 2769 (ASTM
876/877 equivalent)

CL 5 (chlorine level 5)
AWWA C901
CSA B137.18
SDR-9



Certification & Packaging Information

IPC, UPC 2012 and 2015 National plumbing codes, certified by ICC - ES PMG to IPC, IRC and UPC

HyperPure coils are shrink-wrapped in UV-resistant plastic. The tubing can be pulled from the center of the coil while the wrap holds the tube from uncoiling.

HyperPure coils and sticks are marked from 0 feet to its total length in 5 foot increments. This allows the installer to know exactly how much tube he is using so he can minimize any scrap material.

Compliant with fittings specified by ASTM F 1807 / 2098 / 2159 / 2080



HyperPure 1/4" & 3/8" PE-RT Tubing



| Part No. | Size | Configuration | Length | Pack |
|-------------|------|--------------------------------------|--------|------|
| 500-14-100 | 1/4" | Bi-modal PE-RT Tube 100' Coil White | 100' | 1 |
| 500-38-100 | 3/8" | Bi-modal PE-RT Tube 100' Coil White | 100' | 1 |
| 500-38-500 | 3/8" | Bi-modal PE-RT Tube 500' Coil White | 500' | 1 |
| 500-38-1000 | 3/8" | Bi-modal PE-RT Tube 1000' Coil White | 1000' | 1 |

HyperPure 1/2" PE-RT Tubing



| | | | | |
|--------------|------|--------------------------------------|-------|----|
| 500-12-10 | 1/2" | Bi-modal PE-RT Tube 10' Stick White | 10' | 25 |
| 500-12-10B | 1/2" | Bi-modal PE-RT Tube 10' Stick Blue | 10' | 25 |
| 500-12-10R | 1/2" | Bi-modal PE-RT Tube 10' Stick Red | 10' | 25 |
| 500-12-20 | 1/2" | Bi-modal PE-RT Tube 20' Stick White | 20' | 25 |
| 500-12-20B | 1/2" | Bi-modal PE-RT Tube 20' Stick Blue | 20' | 25 |
| 500-12-20R | 1/2" | Bi-modal PE-RT Tube 20' Stick Red | 20' | 25 |
| 500-12-100 | 1/2" | Bi-modal PE-RT Tube 100' Coil White | 100' | 1 |
| 500-12-100B | 1/2" | Bi-modal PE-RT Tube 100' Coil Blue | 100' | 1 |
| 500-12-100R | 1/2" | Bi-modal PE-RT Tube 100' Coil Red | 100' | 1 |
| 500-12-300 | 1/2" | Bi-modal PE-RT Tube 300' Coil White | 300' | 1 |
| 500-12-300B | 1/2" | Bi-modal PE-RT Tube 300' Coil Blue | 300' | 1 |
| 500-12-300R | 1/2" | Bi-modal PE-RT Tube 300' Coil Red | 300' | 1 |
| 500-12-500 | 1/2" | Bi-modal PE-RT Tube 500' Coil White | 500' | 1 |
| 500-12-500B | 1/2" | Bi-modal PE-RT Tube 500' Coil Blue | 500' | 1 |
| 500-12-500R | 1/2" | Bi-modal PE-RT Tube 500' Coil Red | 500' | 1 |
| 500-12-1000 | 1/2" | Bi-modal PE-RT Tube 1000' Coil White | 1000' | 1 |
| 500-12-1000B | 1/2" | Bi-modal PE-RT Tube 1000' Coil Blue | 1000' | 1 |
| 500-12-1000R | 1/2" | Bi-modal PE-RT Tube 1000' Coil Red | 1000' | 1 |

HyperPure 3/4" PE-RT Tubing



| | | | | |
|-------------|------|-------------------------------------|------|----|
| 500-34-10 | 3/4" | Bi-modal PE-RT Tube 10' Stick White | 10' | 25 |
| 500-34-10B | 3/4" | Bi-modal PE-RT Tube 10' Stick Blue | 10' | 25 |
| 500-34-10R | 3/4" | Bi-modal PE-RT Tube 10' Stick Red | 10' | 25 |
| 500-34-20 | 3/4" | Bi-modal PE-RT Tube 20' Stick White | 20' | 25 |
| 500-34-20B | 3/4" | Bi-modal PE-RT Tube 20' Stick Blue | 20' | 25 |
| 500-34-20R | 3/4" | Bi-modal PE-RT Tube 20' Stick Red | 20' | 25 |
| 500-34-100 | 3/4" | Bi-modal PE-RT Tube 100' Coil White | 100' | 1 |
| 500-34-100B | 3/4" | Bi-modal PE-RT Tube 100' Coil Blue | 100' | 1 |

HyperPure 3/4" PE-RT Tubing



| Part No. | Size | Configuration | Length | Pack |
|--------------|------|--------------------------------------|--------|------|
| 500-34-100R | 3/4" | Bi-modal PE-RT Tube 100' Coil Red | 100' | 1 |
| 500-34-300 | 3/4" | Bi-modal PE-RT Tube 300' Coil White | 300' | 1 |
| 500-34-300B | 3/4" | Bi-modal PE-RT Tube 300' Coil Blue | 300' | 1 |
| 500-34-300R | 3/4" | Bi-modal PE-RT Tube 300' Coil Red | 300' | 1 |
| 500-34-500 | 3/4" | Bi-modal PE-RT Tube 500' Coil White | 500' | 1 |
| 500-34-500B | 3/4" | Bi-modal PE-RT Tube 500' Coil Blue | 500' | 1 |
| 500-34-500R | 3/4" | Bi-modal PE-RT Tube 500' Coil Red | 500' | 1 |
| 500-34-1000 | 3/4" | Bi-modal PE-RT Tube 1000' Coil White | 1000' | 1 |
| 500-34-1000B | 3/4" | Bi-modal PE-RT Tube 1000' Coil Blue | 1000' | 1 |
| 500-34-1000R | 3/4" | Bi-modal PE-RT Tube 1000' Coil Red | 1000' | 1 |

HyperPure 1" PE-RT Tubing



| | | | | |
|-------------|----|-------------------------------------|------|----|
| 500-10-10 | 1" | Bi-modal PE-RT Tube 10' Stick White | 10' | 15 |
| 500-10-10B | 1" | Bi-modal PE-RT Tube 10' Stick Blue | 10' | 15 |
| 500-10-10R | 1" | Bi-modal PE-RT Tube 10' Stick Red | 10' | 15 |
| 500-10-20 | 1" | Bi-modal PE-RT Tube 20' Stick White | 20' | 15 |
| 500-10-20B | 1" | Bi-modal PE-RT Tube 20' Stick Blue | 20' | 15 |
| 500-10-20R | 1" | Bi-modal PE-RT Tube 20' Stick Red | 20' | 15 |
| 500-10-100 | 1" | Bi-modal PE-RT Tube 100' Coil White | 100' | 1 |
| 500-10-100B | 1" | Bi-modal PE-RT Tube 100' Coil Blue | 100' | 1 |
| 500-10-100R | 1" | Bi-modal PE-RT Tube 100' Coil Red | 100' | 1 |
| 500-10-300 | 1" | Bi-modal PE-RT Tube 300' Coil White | 300' | 1 |
| 500-10-300B | 1" | Bi-modal PE-RT Tube 300' Coil Blue | 300' | 1 |
| 500-10-300R | 1" | Bi-modal PE-RT Tube 300' Coil Red | 300' | 1 |
| 500-10-500 | 1" | Bi-modal PE-RT Tube 500' Coil White | 500' | 1 |
| 500-10-500B | 1" | Bi-modal PE-RT Tube 500' Coil Blue | 500' | 1 |
| 500-10-500R | 1" | Bi-modal PE-RT Tube 500' Coil Red | 500' | 1 |

HyperPure 1-1/4" PE-RT Tubing



| | | | | |
|------------|--------|-------------------------------------|-----|---|
| 500-114-20 | 1-1/4" | Bi-modal PE-RT Tube 20' Stick White | 20' | 5 |
|------------|--------|-------------------------------------|-----|---|

HyperPure 1-1/2" PE-RT Tubing



| | | | | |
|------------|--------|-------------------------------------|-----|---|
| 500-112-20 | 1-1/2" | Bi-modal PE-RT Tube 20' Stick White | 20' | 5 |
|------------|--------|-------------------------------------|-----|---|

HyperPure 2" PE-RT Tubing



| | | | | |
|-----------|----|-------------------------------------|-----|---|
| 500-20-20 | 2" | Bi-modal PE-RT Tube 20' Stick White | 20' | 5 |
|-----------|----|-------------------------------------|-----|---|

TOOLS & ACCESSORIES

Cinch Clamp Tool



| Part No. | Size | Configuration | Pack |
|--|------------|--|------|
| <p>The Legend Cinch Clamp Tool is for use with stainless steel cinch clamps in combination with brass insert fittings, compliant to ASTM F1807 or plastic insert fittings, compliant to ASTM F 2098. Use with ASTM F2769 & F876/877 flexible tubing (size ranges from 3/8" to 1"). Steel construction with plastic grips. Includes gauge for calibrating the tool.</p> | | | |
| 508-260 | 3/8" to 1" | Stainless steel cinch clamp tool (ASTM F1807/2098) | 1 |

One Hand Cinch Clamp Tool



| | | | |
|--|------------|--|---|
| <p>The Legend One Hand Cinch Clamp Tool is for use with stainless steel cinch clamps in combination with brass insert fittings, compliant to ASTM F1807 or plastic insert fittings, compliant to ASTM F2098. Use with ASTM F2769 & F876/877 flexible tubing (size ranges from 3/8" to 1"). Includes LED light to indicate cinch is complete. Battery for LED and gauge for calibrating the tool are included. Steel construction with plastic grips.</p> | | | |
| 508-261 | 3/8" to 1" | One hand stainless steel cinch clamp tool w/ LED light (ASTM F1807/2098) | 1 |

Crimp Tool Set



| | | | |
|--|------------|---|---|
| <p>The Legend Crimp Tool Set includes 3/8", 1/2", 3/4" & 1" adapters, go/no go gauge, open-end wrench and replacement screws. Packaged in plastic storage case. For use with copper crimp rings in combination with brass insert fittings, compliant to ASTM F1807 or plastic insert fittings, compliant to ASTM F2098. Use with ASTM F2769 & F876/877 flexible tubing (size ranges from 3/8" to 1"). Steel construction with plastic grips.</p> | | | |
| 508-280 | 3/8" to 1" | Crimp tool set for copper crimp ring, includes go/no go gauge & case (ASTM F 1807/2098) | 1 |

| | | | |
|---------|------------|--|----|
| 508-255 | 3/8" to 1" | Go/no go gauge for 3/8" to 1" copper crimp rings | 25 |
|---------|------------|--|----|

Large Diameter Crimp Tool Set



| | | | |
|---|--------------|--|---|
| <p>The Legend Large Diameter Crimp Tool Set with indicator light includes 1-1/4", 1-1/2", & 2" adapters, go/no go gauge, 22 mm deep well socket, allen wrench, batteries and replacement screws. Packaged in plastic storage case. For use with copper and crimp rings in combination with brass insert fittings, compliant to ASTM F1807 or plastic insert fittings, compliant to ASTM F2098. Use with ASTM F2769 & F876/877 flexible tubing (size ranges from 1 1/4" to 2"). Steel construction with plastic grips.</p> | | | |
| 508-281 | 1-1/4" to 2" | Large crimp tool set for copper crimp ring includes adapters, go/no go gauge & case (ASTM F 1807/2098) | 1 |

| | | | |
|---------|--------------|--|---|
| 508-256 | 1-1/4" to 2" | Go/no go gauge for 1-1/4" to 2" copper crimp rings | 1 |
|---------|--------------|--|---|

TOOLS & ACCESSORIES

Plastic Tube Cutter



| Part No. | Size | Configuration | Pack |
|--|------|---|------|
| Tube Cutter with one replacement blade cuts up to 2" plastic tubing. For PE-RT, PEX, CPVC and PVC. | | | |
| 800-250 | | Tube Cutter - PE-RT & PEX up to 2" | 1 |
| 800-252 | | Replacement Blade for Tube Cutter | 1 |
| 800-251 | | Ratchet Tube Cutter - CPVC and PVC up to 1-1/2" | 1 |
| 800-253 | | Replacement Blade for Ratchet Tube Cutter | 1 |


Tube Bend Support, Plastic



Durable plastic bend support with rail tab for securing to studs & joists when routing flexible plastic tubing in plumbing installations for 1/2", 3/4" and 1" sizes.

| | | |
|---------|------|------------------------------------|
| 509-003 | 1/2" | Plastic Bend Support with Nail Tab |
| 509-004 | 3/4" | Plastic Bend Support with Nail Tab |
| 509-005 | 1" | Plastic Bend Support with Nail Tab |

Tube Bend Support, Metal



| | | |
|---------|------|-------------------------------------|
| 509-013 | 1/2" | Metal Bend Support |
| 509-014 | 3/4" | Metal Bend Support |
| 509-023 | 1/2" | Metal Bend Support with Nail Flange |

Tube Talon Fastener



Plastic talon hook with nail included secures tubing to wooden surfaces. Ideal for neatly routing and attaching flexible plastic tubing to floor joists and wall studs. For CTS 1/2", 3/4" and 1". Sold in bags of 100.

| | | | |
|---------|------|------------|-----|
| 800-373 | 1/2" | Tube Talon | 100 |
| 800-374 | 3/4" | Tube Talon | 100 |
| 800-375 | 1" | Tube Talon | 100 |

Tube Isolation Clamp



Plastic tube fastener for isolating flexible plastic tube as it passes through building floor joists and wall studs. Protects tubing from sharp or hard surfaces, ideal for plumbing and hydronic piping. Includes two pre-drilled screw holes, fits CTS 1/2", 3/4" and 1". Sold in bags of 100.

| | | | |
|---------|------|----------------------|-----|
| 800-513 | 1/2" | Tube Isolation Clamp | 100 |
| 800-514 | 3/4" | Tube Isolation Clamp | 100 |
| 800-515 | 1" | Tube Isolation Clamp | 100 |

Standard Tube Clamp



Plastic tube fastener for securing flexible plastic tube to solid surfaces, floor joists and wall studs. Protects and keeps tubing straight when routing in plumbing and hydronic piping. Includes two pre-drilled screw holes, fits CTS 1/2", 3/4" and 1". Sold in bags of 100.

| | | | |
|---------|------|---------------------|-----|
| 800-523 | 1/2" | Standard Tube Clamp | 100 |
| 800-524 | 3/4" | Standard Tube Clamp | 100 |
| 800-525 | 1" | Standard Tube Clamp | 100 |

LDPE PLASTIC TUBING

LDPE Plastic Tubing for Ice Maker & Humidifier Installations

| Part No. | Size | Configuration | Model No. | Pack |
|----------|------|---------------|-----------|------|
|----------|------|---------------|-----------|------|

1/4" OD LDPE Plastic Tubing

| | | | | |
|------------|-------------|--|----------------|-------|
| 501-14-25 | 1/4" x 25' | | Ice Maker Tube | 100/1 |
| 501-14-50 | 1/4" x 50' | | Ice Maker Tube | 35/1 |
| 501-14-100 | 1/4" x 100' | | Ice Maker Tube | 20/1 |

Ice Maker Kit with Turn-n-Loc™ Ball Valve & Fittings

| | | | | |
|------------|------------|--|--------------------|------|
| 501-14-25K | 1/4" x 25' | | Ice Maker Tube Kit | 50/1 |
|------------|------------|--|--------------------|------|

Includes 25' of 1/4" LDPE, one 1/2" x 1/2" x 1/4" Turn-n-Loc™ slip tee with quarter turn valve, 2 each of 1/2" & 1/4" insert stiffeners and 1 each Mini-Loc push x female adapter.



Ice Maker Tube

Ice Maker Tube Kit

LDPE Plastic Tubing for Dishwasher Installations

3/8" OD LDPE Plastic Tubing

| | | | | |
|------------|-------------|--|-----------------|------|
| 501-38-25 | 3/8" x 25' | | Dishwasher Tube | 30/1 |
| 501-38-50 | 3/8" x 50' | | Dishwasher Tube | 20/1 |
| 501-38-100 | 3/8" x 100' | | Dishwasher Tube | 10/1 |

Dishwasher Kit with Turn-n-Loc™ Ball Valve & Fittings

| | | | | |
|------------|------------|--|---------------------|------|
| 501-38-25K | 3/8" x 25' | | Dishwasher Tube Kit | 30/1 |
|------------|------------|--|---------------------|------|

Includes 25' of 3/8" LDPE, one 1/2" x 1/2" x 3/8" Turn-n-Loc™ slip tee with quarter turn valve, 2 each of 1/2" & 3/8" insert stiffeners and 1 each Mini-Loc push x female adapter.



Dishwasher Tube

Dishwasher Tube Kit

Did you know? Legend manufactures HyperPure PE-RT in Michigan.

Legend delivers within 3 days or less.

INDEX BY PART NUMBER

| | | | | |
|------------------|------------------|-------------------|------------------|------------------|
| 101-000.....21 | 101-037.....12 | 101-083.....12 | 101-176.....140 | 101-325NL.....14 |
| 101-001.....21 | 101-037NL.....12 | 101-083NL.....12 | 101-194.....140 | 101-326NL.....14 |
| 101-003.....10 | 101-038.....12 | 101-084.....12 | 101-195.....140 | 101-327NL.....14 |
| 101-003NL.....10 | 101-038NL.....12 | 101-084NL.....12 | 101-196.....140 | 101-328NL.....14 |
| 101-004.....10 | 101-039.....12 | 101-085.....12 | 101-209.....11 | 101-333NL.....14 |
| 101-004NL.....10 | 101-040.....12 | 101-085NL.....12 | 101-209NL.....11 | 101-334NL.....14 |
| 101-005.....10 | 101-043.....11 | 101-086.....12 | 101-210.....11 | 101-335NL.....14 |
| 101-005NL.....10 | 101-043NL.....11 | 101-086NL.....12 | 101-210NL.....11 | 101-336NL.....14 |
| 101-006.....10 | 101-044.....11 | 101-087.....12 | 101-211.....11 | 101-337NL.....14 |
| 101-006NL.....10 | 101-044NL.....11 | 101-087NL.....12 | 101-221.....14 | 101-338NL.....14 |
| 101-007.....10 | 101-045.....11 | 101-088.....12 | 101-221NL.....14 | 101-411.....13 |
| 101-007NL.....10 | 101-045NL.....11 | 101-088NL.....12 | 101-222.....14 | 101-411NL.....13 |
| 101-008.....10 | 101-046.....11 | 101-089.....12 | 101-222NL.....14 | 101-412.....13 |
| 101-008NL.....10 | 101-046NL.....11 | 101-089NL.....12 | 101-223.....14 | 101-412NL.....13 |
| 101-009.....10 | 101-047.....11 | 101-090.....12 | 101-223NL.....14 | 101-413.....13 |
| 101-009NL.....10 | 101-047NL.....11 | 101-090NL.....12 | 101-224.....14 | 101-413NL.....13 |
| 101-010.....10 | 101-048.....11 | 101-094.....140 | 101-224NL.....14 | 101-414.....13 |
| 101-010NL.....10 | 101-048NL.....11 | 101-095.....140 | 101-225.....14 | 101-414NL.....13 |
| 101-011.....10 | 101-053.....16 | 101-096.....140 | 101-225NL.....14 | 101-415.....13 |
| 101-011NL.....10 | 101-053NL.....16 | 101-101.....10 | 101-226.....14 | 101-415NL.....13 |
| 101-013.....11 | 101-054.....16 | 101-101NL.....10 | 101-226NL.....14 | 101-416.....13 |
| 101-013NL.....11 | 101-054NL.....16 | 101-102.....10 | 101-227.....14 | 101-416NL.....13 |
| 101-014.....11 | 101-055.....16 | 101-102NL.....10 | 101-227NL.....14 | 101-417.....13 |
| 101-014NL.....11 | 101-055NL.....16 | 101-109.....10 | 101-228.....14 | 101-417NL.....13 |
| 101-015.....11 | 101-056.....16 | 101-109NL.....10 | 101-228NL.....14 | 101-418.....13 |
| 101-015NL.....11 | 101-056NL.....16 | 101-110.....10 | 101-229.....14 | 101-418NL.....13 |
| 101-016.....11 | 101-057.....16 | 101-110NL.....10 | 101-230.....14 | 101-419.....13 |
| 101-016NL.....11 | 101-057NL.....16 | 101-111.....10 | 101-233.....14 | 101-419NL.....13 |
| 101-017.....11 | 101-058.....16 | 101-111NL.....10 | 101-233NL.....14 | 101-420.....13 |
| 101-017NL.....11 | 101-058NL.....16 | 101-149.....141 | 101-234.....14 | 101-420NL.....13 |
| 101-018.....11 | 101-061.....12 | 101-149NL.....141 | 101-234NL.....14 | 101-421.....13 |
| 101-018NL.....11 | 101-061NL.....12 | 101-150.....140 | 101-235.....14 | 101-421NL.....13 |
| 101-019.....11 | 101-062.....12 | 101-150NL.....140 | 101-235NL.....14 | 101-423.....13 |
| 101-020.....11 | 101-062NL.....12 | 101-151.....141 | 101-236.....14 | 101-423NL.....13 |
| 101-021.....11 | 101-063.....12 | 101-151NL.....141 | 101-236NL.....14 | 101-424.....13 |
| 101-023.....10 | 101-063NL.....12 | 101-152.....141 | 101-237.....14 | 101-424NL.....13 |
| 101-023NL.....10 | 101-064.....12 | 101-152NL.....141 | 101-237NL.....14 | 101-425.....13 |
| 101-024.....10 | 101-064NL.....12 | 101-153.....141 | 101-238.....14 | 101-425NL.....13 |
| 101-024NL.....10 | 101-065.....12 | 101-153NL.....141 | 101-238NL.....14 | 101-426.....13 |
| 101-025.....10 | 101-065NL.....12 | 101-154.....141 | 101-274.....140 | 101-426NL.....13 |
| 101-025NL.....10 | 101-066.....12 | 101-154NL.....141 | 101-275.....140 | 101-427.....13 |
| 101-026.....10 | 101-066NL.....12 | 101-155.....141 | 101-276.....140 | 101-427NL.....13 |
| 101-026NL.....10 | 101-067.....12 | 101-155NL.....141 | 101-284.....140 | 101-428.....13 |
| 101-027.....10 | 101-067NL.....12 | 101-156.....140 | 101-285.....140 | 101-428NL.....13 |
| 101-027NL.....10 | 101-068.....12 | 101-156NL.....140 | 101-286.....140 | 101-429.....13 |
| 101-028.....10 | 101-068NL.....12 | 101-157.....141 | 101-294.....140 | 101-429NL.....13 |
| 101-028NL.....10 | 101-069.....12 | 101-157NL.....141 | 101-295.....140 | 101-430.....13 |
| 101-033.....11 | 101-069NL.....12 | 101-158.....141 | 101-296.....140 | 101-430NL.....13 |
| 101-033NL.....11 | 101-070.....12 | 101-158NL.....141 | 101-300.....10 | 101-431.....13 |
| 101-034.....11 | 101-070NL.....12 | 101-159.....141 | 101-300NL.....10 | 101-431NL.....13 |
| 101-034NL.....11 | 101-074.....140 | 101-159NL.....141 | 101-314NL.....18 | 101-433NL.....16 |
| 101-035.....11 | 101-075.....140 | 101-160.....141 | 101-315NL.....18 | 101-434NL.....16 |
| 101-035NL.....11 | 101-076.....140 | 101-160NL.....141 | 101-316NL.....18 | 101-435NL.....16 |
| 101-036.....11 | 101-082.....12 | 101-174.....140 | 101-323NL.....14 | 101-441.....17 |
| 101-036NL.....11 | 101-082NL.....12 | 101-175.....140 | 101-324NL.....14 | 101-442.....17 |

| | | | | | | | | | |
|----------------|----|----------------|----|----------------|----|--------------|----|----------------|----|
| 101-443..... | 17 | 101-540NL..... | 21 | 101-617..... | 16 | 101-952..... | 22 | 102-803..... | 75 |
| 101-444..... | 17 | 101-541..... | 21 | 101-618..... | 16 | 101-953..... | 22 | 102-804..... | 75 |
| 101-445..... | 17 | 101-541NL..... | 21 | 101-623..... | 16 | 101-954..... | 22 | 102-813..... | 75 |
| 101-446..... | 17 | 101-543NL..... | 20 | 101-624..... | 16 | 101-955..... | 22 | 102-814..... | 75 |
| 101-447..... | 17 | 101-544NL..... | 20 | 101-625..... | 16 | 101-956..... | 22 | 102-820..... | 75 |
| 101-448..... | 17 | 101-545NL..... | 20 | 101-633..... | 17 | 101-957..... | 22 | 102-821..... | 75 |
| 101-453NL..... | 17 | 101-546NL..... | 20 | 101-633NL..... | 17 | 101-958..... | 22 | 102-823..... | 75 |
| 101-454NL..... | 17 | 101-547NL..... | 20 | 101-634..... | 17 | 101-959..... | 22 | 102-824..... | 75 |
| 101-455NL..... | 17 | 101-548NL..... | 20 | 101-634NL..... | 17 | 101-960..... | 22 | 102-825..... | 75 |
| 101-463NL..... | 20 | 101-550NL..... | 21 | 101-635..... | 17 | 101-961..... | 23 | 102-827..... | 75 |
| 101-464NL..... | 20 | 101-551NL..... | 21 | 101-635NL..... | 17 | 101-962..... | 23 | 102-830..... | 75 |
| 101-465NL..... | 20 | 101-563NL..... | 20 | 101-643NL..... | 17 | 101-963..... | 23 | 102-833..... | 75 |
| 101-473NL..... | 20 | 101-564NL..... | 20 | 101-644NL..... | 17 | 101-964..... | 22 | 102-834..... | 75 |
| 101-474NL..... | 20 | 101-565NL..... | 20 | 101-645NL..... | 17 | 101-965..... | 22 | 102-836..... | 26 |
| 101-475NL..... | 20 | 101-570..... | 17 | 101-653..... | 17 | 101-982..... | 23 | 102-837..... | 26 |
| 101-483NL..... | 20 | 101-573NL..... | 19 | 101-653NL..... | 17 | 101-983..... | 23 | 102-840..... | 75 |
| 101-484NL..... | 20 | 101-574NL..... | 19 | 101-654..... | 17 | 101-984..... | 23 | 102-841..... | 75 |
| 101-485NL..... | 20 | 101-576NL..... | 19 | 101-654NL..... | 17 | 101-985..... | 23 | 102-843..... | 75 |
| 101-503..... | 15 | 101-577NL..... | 19 | 101-655..... | 17 | 101-993..... | 22 | 102-844..... | 75 |
| 101-503NL..... | 15 | 101-578NL..... | 19 | 101-655NL..... | 17 | 101-994..... | 22 | 102-850..... | 75 |
| 101-504..... | 15 | 101-579NL..... | 19 | 101-684NL..... | 18 | 101-995..... | 22 | 102-851..... | 75 |
| 101-504NL..... | 15 | 101-580NL..... | 19 | 101-703NL..... | 15 | 101-996..... | 22 | 102-852..... | 75 |
| 101-505..... | 15 | 101-581NL..... | 19 | 101-704NL..... | 15 | 102-102..... | 26 | 102-853..... | 75 |
| 101-505NL..... | 15 | 101-582NL..... | 19 | 101-705NL..... | 15 | 102-103..... | 26 | 102-863..... | 74 |
| 101-513..... | 15 | 101-583NL..... | 19 | 101-706NL..... | 15 | 102-104..... | 26 | 102-864..... | 74 |
| 101-513NL..... | 15 | 101-584NL..... | 19 | 101-707NL..... | 15 | 102-112..... | 26 | 102-873..... | 74 |
| 101-514..... | 15 | 101-585NL..... | 19 | 101-708NL..... | 15 | 102-113..... | 26 | 102-874..... | 74 |
| 101-514NL..... | 15 | 101-586NL..... | 19 | 101-723..... | 15 | 102-114..... | 26 | 102-883..... | 75 |
| 101-515..... | 15 | 101-587NL..... | 19 | 101-724..... | 15 | 102-115..... | 26 | 102-884..... | 75 |
| 101-515NL..... | 15 | 101-588NL..... | 19 | 101-725..... | 15 | 102-118..... | 26 | 102-893..... | 75 |
| 101-520..... | 20 | 101-589NL..... | 19 | 101-726..... | 15 | 102-119..... | 26 | 102-894..... | 75 |
| 101-520NL..... | 20 | 101-590NL..... | 19 | 101-727..... | 15 | 102-120..... | 26 | 102-903..... | 27 |
| 101-521..... | 20 | 101-591NL..... | 19 | 101-728..... | 15 | 102-121..... | 26 | 102-904..... | 27 |
| 101-521NL..... | 20 | 101-592NL..... | 19 | 101-733..... | 16 | 102-122..... | 26 | 102-905..... | 27 |
| 101-522..... | 20 | 101-593NL..... | 19 | 101-734..... | 16 | 102-212..... | 26 | 103-103..... | 32 |
| 101-522NL..... | 20 | 101-594NL..... | 19 | 101-735..... | 16 | 102-213..... | 26 | 103-103NL..... | 32 |
| 101-523..... | 20 | 101-595NL..... | 19 | 101-736..... | 16 | 102-312..... | 26 | 103-104..... | 32 |
| 101-523NL..... | 20 | 101-596NL..... | 19 | 101-737..... | 16 | 102-313..... | 26 | 103-104NL..... | 32 |
| 101-524..... | 20 | 101-597NL..... | 19 | 101-738..... | 16 | 102-314..... | 26 | 103-105..... | 32 |
| 101-524NL..... | 20 | 101-598NL..... | 19 | 101-903..... | 22 | 102-413..... | 26 | 103-105NL..... | 32 |
| 101-525..... | 20 | 101-600NL..... | 19 | 101-904..... | 22 | 102-414..... | 26 | 103-106..... | 32 |
| 101-525NL..... | 20 | 101-601NL..... | 19 | 101-905..... | 22 | 102-513..... | 27 | 103-106NL..... | 32 |
| 101-530..... | 21 | 101-602NL..... | 19 | 101-906..... | 22 | 102-514..... | 27 | 103-107..... | 32 |
| 101-530NL..... | 21 | 101-603NL..... | 15 | 101-922..... | 23 | 102-515..... | 27 | 103-107NL..... | 32 |
| 101-531..... | 21 | 101-604NL..... | 15 | 101-923..... | 23 | 102-522..... | 27 | 103-108..... | 32 |
| 101-531NL..... | 21 | 101-605NL..... | 15 | 101-924..... | 23 | 102-523..... | 27 | 103-108NL..... | 32 |
| 101-532..... | 21 | 101-606NL..... | 15 | 101-925..... | 23 | 102-612..... | 27 | 103-113..... | 32 |
| 101-532NL..... | 21 | 101-607NL..... | 15 | 101-931..... | 23 | 102-613..... | 27 | 103-114..... | 32 |
| 101-533..... | 21 | 101-608NL..... | 15 | 101-932..... | 23 | 102-614..... | 27 | 103-115..... | 32 |
| 101-533NL..... | 21 | 101-611..... | 16 | 101-933..... | 23 | 102-615..... | 27 | 103-116..... | 32 |
| 101-534..... | 21 | 101-612..... | 16 | 101-943..... | 23 | 102-616..... | 27 | 103-117..... | 32 |
| 101-534NL..... | 21 | 101-613..... | 16 | 101-944..... | 23 | 102-617..... | 27 | 103-118..... | 32 |
| 101-535..... | 21 | 101-614..... | 16 | 101-945..... | 23 | 102-618..... | 27 | 104-301..... | 29 |
| 101-535NL..... | 21 | 101-615..... | 16 | 101-950..... | 22 | 102-713..... | 27 | 104-302..... | 29 |
| 101-540..... | 21 | 101-616..... | 16 | 101-951..... | 22 | 102-714..... | 27 | 104-303..... | 29 |

INDEX BY PART NUMBER

| | | | | | | | | | |
|----------------|----|----------------|----|----------------|----|----------------|----|----------------|----|
| 104-303NL..... | 29 | 104-474..... | 31 | 104-706NL..... | 30 | 105-111..... | 33 | 105-445NL..... | 34 |
| 104-304..... | 29 | 104-474NL..... | 31 | 104-707..... | 30 | 105-111NL..... | 33 | 105-446..... | 34 |
| 104-304NL..... | 29 | 104-475..... | 31 | 104-707NL..... | 30 | 105-203..... | 33 | 105-446NL..... | 34 |
| 104-305..... | 29 | 104-475NL..... | 31 | 104-708..... | 30 | 105-203NL..... | 33 | 105-447..... | 34 |
| 104-305NL..... | 29 | 104-476..... | 31 | 104-708NL..... | 30 | 105-204..... | 33 | 105-447NL..... | 34 |
| 104-306..... | 29 | 104-476NL..... | 31 | 104-709..... | 30 | 105-204NL..... | 33 | 105-448..... | 34 |
| 104-306NL..... | 29 | 104-477..... | 31 | 104-709NL..... | 30 | 105-205..... | 33 | 105-448NL..... | 34 |
| 104-307..... | 29 | 104-477NL..... | 31 | 104-710..... | 30 | 105-205NL..... | 33 | 105-463..... | 35 |
| 104-307NL..... | 29 | 104-478..... | 31 | 104-710NL..... | 30 | 105-206..... | 33 | 105-463NL..... | 35 |
| 104-308..... | 29 | 104-478NL..... | 31 | 104-711..... | 30 | 105-206NL..... | 33 | 105-464..... | 35 |
| 104-308NL..... | 29 | 104-501..... | 28 | 104-711NL..... | 30 | 105-207..... | 33 | 105-464NL..... | 35 |
| 104-309..... | 29 | 104-502..... | 28 | 104-723..... | 30 | 105-207NL..... | 33 | 105-465..... | 35 |
| 104-310..... | 29 | 104-503..... | 28 | 104-723NL..... | 30 | 105-208..... | 33 | 105-465NL..... | 35 |
| 104-311..... | 29 | 104-504..... | 28 | 104-724..... | 30 | 105-208NL..... | 33 | 105-466..... | 35 |
| 104-403..... | 30 | 104-505..... | 28 | 104-724NL..... | 30 | 105-209..... | 33 | 105-466NL..... | 35 |
| 104-403NL..... | 30 | 104-506..... | 28 | 104-725..... | 30 | 105-209NL..... | 33 | 105-467..... | 35 |
| 104-404..... | 30 | 104-507..... | 28 | 104-725NL..... | 30 | 105-210..... | 33 | 105-467NL..... | 35 |
| 104-404NL..... | 30 | 104-508..... | 28 | 104-726..... | 30 | 105-210NL..... | 33 | 105-468..... | 35 |
| 104-405..... | 30 | 104-509..... | 28 | 104-726NL..... | 30 | 105-303..... | 34 | 105-468NL..... | 35 |
| 104-405NL..... | 30 | 104-510..... | 28 | 104-727..... | 30 | 105-303NL..... | 34 | 105-474NL..... | 36 |
| 104-406..... | 30 | 104-511..... | 28 | 104-727NL..... | 30 | 105-304..... | 34 | 105-475NL..... | 36 |
| 104-406NL..... | 30 | 104-603..... | 29 | 104-728..... | 30 | 105-304NL..... | 34 | 105-476NL..... | 36 |
| 104-407..... | 30 | 104-604..... | 29 | 104-728NL..... | 30 | 105-305..... | 34 | 105-477NL..... | 36 |
| 104-407NL..... | 30 | 104-605..... | 29 | 104-733..... | 31 | 105-305NL..... | 34 | 105-478NL..... | 36 |
| 104-408..... | 30 | 104-606..... | 29 | 104-734..... | 31 | 105-306..... | 34 | 105-501..... | 36 |
| 104-408NL..... | 30 | 104-607..... | 29 | 104-735..... | 31 | 105-306NL..... | 34 | 105-501NL..... | 36 |
| 104-409..... | 30 | 104-608..... | 29 | 104-736..... | 31 | 105-307..... | 34 | 105-502..... | 36 |
| 104-410..... | 30 | 104-609..... | 29 | 104-737..... | 31 | 105-307NL..... | 34 | 105-502NL..... | 36 |
| 104-414..... | 29 | 104-610..... | 29 | 104-738..... | 31 | 105-308..... | 34 | 105-503..... | 36 |
| 104-415..... | 29 | 104-611..... | 29 | 105-003NL..... | 33 | 105-308NL..... | 34 | 105-503NL..... | 36 |
| 104-416..... | 29 | 104-613..... | 28 | 105-004NL..... | 33 | 105-403..... | 34 | 105-504..... | 36 |
| 104-417..... | 29 | 104-614..... | 28 | 105-005NL..... | 33 | 105-403NL..... | 34 | 105-504NL..... | 36 |
| 104-451..... | 31 | 104-615..... | 28 | 105-006NL..... | 33 | 105-404..... | 34 | 105-505..... | 36 |
| 104-452..... | 31 | 104-616..... | 28 | 105-007NL..... | 33 | 105-404NL..... | 34 | 105-505NL..... | 36 |
| 104-453..... | 31 | 104-617..... | 28 | 105-008NL..... | 33 | 105-405..... | 34 | 105-506..... | 36 |
| 104-454..... | 31 | 104-618..... | 28 | 105-101..... | 32 | 105-405NL..... | 34 | 105-506NL..... | 36 |
| 104-455..... | 31 | 104-653..... | 28 | 105-101NL..... | 32 | 105-406..... | 34 | 105-507..... | 36 |
| 104-456..... | 31 | 104-654..... | 28 | 105-102..... | 32 | 105-406NL..... | 34 | 105-507NL..... | 36 |
| 104-463..... | 31 | 104-655..... | 28 | 105-102NL..... | 32 | 105-407..... | 34 | 105-508..... | 36 |
| 104-463NL..... | 31 | 104-656..... | 28 | 105-103..... | 32 | 105-407NL..... | 34 | 105-508NL..... | 36 |
| 104-464..... | 31 | 104-657..... | 28 | 105-103NL..... | 32 | 105-408..... | 34 | 105-509..... | 37 |
| 104-464NL..... | 31 | 104-658..... | 28 | 105-104..... | 32 | 105-408NL..... | 34 | 105-509NL..... | 37 |
| 104-465..... | 31 | 104-663..... | 28 | 105-104NL..... | 32 | 105-423NL..... | 35 | 105-510..... | 37 |
| 104-465NL..... | 31 | 104-664..... | 28 | 105-105..... | 32 | 105-424NL..... | 35 | 105-510NL..... | 37 |
| 104-466..... | 31 | 104-665..... | 28 | 105-105NL..... | 32 | 105-425NL..... | 35 | 105-513..... | 37 |
| 104-466NL..... | 31 | 104-666..... | 28 | 105-106..... | 33 | 105-426NL..... | 35 | 105-513NL..... | 37 |
| 104-467..... | 31 | 104-667..... | 28 | 105-106NL..... | 33 | 105-427NL..... | 35 | 105-514..... | 37 |
| 104-467NL..... | 31 | 104-668..... | 28 | 105-107..... | 33 | 105-428NL..... | 35 | 105-514NL..... | 37 |
| 104-468..... | 31 | 104-703..... | 30 | 105-107NL..... | 33 | 105-430NL..... | 35 | 105-515..... | 37 |
| 104-468NL..... | 31 | 104-703NL..... | 30 | 105-108..... | 33 | 105-431NL..... | 35 | 105-515NL..... | 37 |
| 104-469..... | 31 | 104-704..... | 30 | 105-108NL..... | 33 | 105-443..... | 34 | 105-516..... | 37 |
| 104-470..... | 31 | 104-704NL..... | 30 | 105-109..... | 33 | 105-443NL..... | 34 | 105-516NL..... | 37 |
| 104-471..... | 31 | 104-705..... | 30 | 105-109NL..... | 33 | 105-444..... | 34 | 105-517..... | 37 |
| 104-473..... | 31 | 104-705NL..... | 30 | 105-110..... | 33 | 105-444NL..... | 34 | 105-517NL..... | 37 |
| 104-473NL..... | 31 | 104-706..... | 30 | 105-110NL..... | 33 | 105-445..... | 34 | 105-518..... | 37 |

| | | | | | | | | | |
|----------------|----|----------------|----|-----------------|----|----------------|----|----------------|----|
| 105-518NL..... | 37 | 105-710..... | 38 | 107-155NL..... | 48 | 107-204..... | 49 | 107-403NL..... | 51 |
| 105-519..... | 37 | 105-710NL..... | 38 | 107-157NL..... | 48 | 107-204NL..... | 49 | 107-404..... | 51 |
| 105-519NL..... | 37 | 105-713..... | 39 | 107-159..... | 48 | 107-213..... | 49 | 107-404NL..... | 51 |
| 105-520..... | 37 | 105-714..... | 39 | 107-159NL..... | 48 | 107-213NL..... | 49 | 107-407..... | 51 |
| 105-520NL..... | 37 | 105-715..... | 39 | 107-162..... | 45 | 107-214..... | 49 | 107-407NL..... | 51 |
| 105-521..... | 39 | 105-716..... | 39 | 107-162NL..... | 45 | 107-214NL..... | 49 | 107-408..... | 51 |
| 105-522..... | 39 | 105-717..... | 39 | 107-163..... | 45 | 107-223..... | 49 | 107-408NL..... | 51 |
| 105-523..... | 39 | 105-718..... | 39 | 107-163NL..... | 45 | 107-223NL..... | 49 | 107-410..... | 51 |
| 105-524..... | 39 | 105-719..... | 39 | 107-164..... | 49 | 107-243..... | 52 | 107-413..... | 51 |
| 105-525..... | 39 | 105-720..... | 39 | 107-164NL..... | 49 | 107-243NL..... | 52 | 107-413NL..... | 51 |
| 105-526..... | 39 | 105-723..... | 39 | 107-165..... | 49 | 107-244..... | 52 | 107-414..... | 51 |
| 105-527..... | 39 | 105-724..... | 39 | 107-165NL..... | 49 | 107-244NL..... | 52 | 107-414NL..... | 51 |
| 105-528..... | 39 | 105-725..... | 39 | 107-167..... | 45 | 107-245..... | 52 | 107-417..... | 51 |
| 105-529..... | 39 | 105-726..... | 39 | 107-167NL..... | 45 | 107-245NL..... | 52 | 107-417NL..... | 51 |
| 105-530..... | 39 | 105-727..... | 39 | 107-168..... | 45 | 107-246..... | 52 | 107-418..... | 51 |
| 105-533..... | 38 | 105-728..... | 39 | 107-168NL..... | 45 | 107-246NL..... | 52 | 107-418NL..... | 51 |
| 105-534..... | 38 | 105-733..... | 38 | 107-169..... | 45 | 107-247..... | 78 | 107-423..... | 49 |
| 105-535..... | 38 | 105-734..... | 38 | 107-169NL..... | 45 | 107-247NL..... | 78 | 107-423NL..... | 49 |
| 105-536..... | 38 | 105-735..... | 38 | 107-171..... | 49 | 107-253..... | 47 | 107-424..... | 49 |
| 105-537..... | 38 | 105-736..... | 38 | 107-171NL..... | 49 | 107-253NL..... | 47 | 107-424NL..... | 49 |
| 105-538..... | 38 | 105-737..... | 38 | 107-173..... | 49 | 107-255..... | 47 | 107-441..... | 46 |
| 105-543..... | 38 | 105-738..... | 38 | 107-173NL..... | 49 | 107-255NL..... | 47 | 107-442..... | 46 |
| 105-544..... | 38 | 107-103NL..... | 47 | 107-174..... | 50 | 107-256..... | 47 | 107-442..... | 46 |
| 105-545..... | 38 | 107-104NL..... | 47 | 107-174NL..... | 50 | 107-256NL..... | 47 | 107-451..... | 46 |
| 105-546..... | 38 | 107-106..... | 47 | 107-175..... | 50 | 107-257..... | 47 | 107-452..... | 46 |
| 105-547..... | 38 | 107-106..... | 47 | 107-175NL..... | 50 | 107-257NL..... | 47 | 107-464CP..... | 46 |
| 105-548..... | 38 | 107-107..... | 47 | 107-179P..... | 51 | 107-259..... | 47 | 107-465CP..... | 46 |
| 105-611..... | 39 | 107-107..... | 47 | 107-179PNL..... | 51 | 107-259NL..... | 47 | 107-474CP..... | 46 |
| 105-611..... | 66 | 107-110NL..... | 47 | 107-180P..... | 51 | 107-263..... | 50 | 107-475CP..... | 46 |
| 105-612..... | 39 | 107-110NL..... | 47 | 107-180PNL..... | 51 | 107-263NL..... | 50 | 107-543..... | 44 |
| 105-612..... | 66 | 107-111NL..... | 47 | 107-181P..... | 51 | 107-264..... | 50 | 107-543NL..... | 44 |
| 105-613..... | 39 | 107-111NL..... | 47 | 107-181PNL..... | 51 | 107-264NL..... | 50 | 107-544..... | 44 |
| 105-613..... | 66 | 107-113NL..... | 47 | 107-182P..... | 51 | 107-265..... | 50 | 107-544NL..... | 44 |
| 105-614..... | 39 | 107-114NL..... | 47 | 107-182PNL..... | 51 | 107-265NL..... | 50 | 107-554..... | 44 |
| 105-614..... | 66 | 107-116NL..... | 47 | 107-184..... | 50 | 107-267..... | 50 | 107-554NL..... | 44 |
| 105-615..... | 39 | 107-117NL..... | 47 | 107-184NL..... | 50 | 107-267NL..... | 50 | 107-555..... | 44 |
| 105-615..... | 66 | 107-118NL..... | 47 | 107-185..... | 50 | 107-268..... | 50 | 107-555NL..... | 44 |
| 105-616..... | 39 | 107-119NL..... | 47 | 107-185NL..... | 50 | 107-268NL..... | 50 | 107-567..... | 45 |
| 105-616..... | 66 | 107-123NL..... | 48 | 107-187..... | 50 | 107-270..... | 50 | 107-567NL..... | 45 |
| 105-617..... | 39 | 107-124NL..... | 48 | 107-187NL..... | 50 | 107-270NL..... | 50 | 107-568..... | 45 |
| 105-617..... | 66 | 107-130NL..... | 48 | 107-188..... | 50 | 107-271..... | 50 | 107-568NL..... | 45 |
| 105-703..... | 37 | 107-131NL..... | 48 | 107-188NL..... | 50 | 107-271NL..... | 50 | 107-574..... | 44 |
| 105-703NL..... | 37 | 107-133NL..... | 48 | 107-189..... | 50 | 107-275..... | 50 | 107-574NL..... | 44 |
| 105-704..... | 37 | 107-134NL..... | 48 | 107-189NL..... | 50 | 107-275NL..... | 50 | 107-575..... | 44 |
| 105-704NL..... | 37 | 107-143..... | 48 | 107-192..... | 52 | 107-277..... | 50 | 107-575NL..... | 44 |
| 105-705..... | 37 | 107-143NL..... | 48 | 107-192NL..... | 52 | 107-277NL..... | 50 | 107-584..... | 44 |
| 105-705NL..... | 37 | 107-144..... | 48 | 107-193..... | 74 | 107-316NL..... | 48 | 107-584NL..... | 44 |
| 105-706..... | 37 | 107-144NL..... | 48 | 107-194..... | 74 | 107-317NL..... | 48 | 107-585..... | 45 |
| 105-706NL..... | 37 | 107-146..... | 48 | 107-194NL..... | 74 | 107-327..... | 48 | 107-585NL..... | 45 |
| 105-707..... | 37 | 107-146NL..... | 48 | 107-195..... | 74 | 107-327NL..... | 48 | 108-003A..... | 40 |
| 105-707NL..... | 37 | 107-148..... | 48 | 107-195NL..... | 74 | 107-328..... | 48 | 108-003NL..... | 40 |
| 105-708..... | 37 | 107-148NL..... | 48 | 107-196..... | 74 | 107-328NL..... | 48 | 108-004A..... | 40 |
| 105-708NL..... | 37 | 107-154..... | 48 | 107-199..... | 74 | 107-347..... | 51 | 108-004NL..... | 40 |
| 105-709..... | 38 | 107-154NL..... | 48 | 107-203..... | 49 | 107-347NL..... | 51 | 108-005A..... | 40 |
| 105-709NL..... | 38 | 107-155..... | 48 | 107-203NL..... | 49 | 107-403..... | 51 | 108-005NL..... | 40 |
| | | | | | | | | 108-006A..... | 40 |

INDEX BY PART NUMBER

| | | | | |
|------------------|------------------|------------------|------------------|------------------|
| 108-006NL.....40 | 108-120.....41 | 108-550.....42 | 110-247.....138 | 111-238.....77 |
| 108-021.....41 | 108-121.....43 | 108-550NL.....42 | 110-301.....142 | 111-243.....77 |
| 108-021NL.....41 | 108-121NL.....43 | 108-903.....42 | 110-302.....142 | 111-244.....77 |
| 108-022.....41 | 108-122.....43 | 108-904A.....41 | 110-303.....142 | 111-247.....78 |
| 108-022NL.....41 | 108-122NL.....43 | 108-906A.....41 | 110-304.....142 | 111-248.....78 |
| 108-023.....41 | 108-123.....43 | 108-908A.....41 | 110-305.....142 | 111-253.....77 |
| 108-023NL.....41 | 108-123NL.....43 | 108-910A.....41 | 110-321.....142 | 111-254.....77 |
| 108-024.....41 | 108-124.....43 | 108-912A.....41 | 110-322.....142 | 111-255.....77 |
| 108-024NL.....41 | 108-124NL.....43 | 108-914A.....41 | 110-323.....142 | 111-256.....77 |
| 108-025.....41 | 108-125.....43 | 110-103.....138 | 110-324.....142 | 111-263.....77 |
| 108-025NL.....41 | 108-125NL.....43 | 110-104.....138 | 110-325.....142 | 111-264.....77 |
| 108-026.....41 | 108-126.....43 | 110-105.....138 | 110-331.....142 | 111-265.....77 |
| 108-026NL.....41 | 108-126NL.....43 | 110-106.....138 | 110-332.....142 | 111-266.....77 |
| 108-027.....41 | 108-133.....43 | 110-107.....138 | 110-333.....142 | 111-273.....77 |
| 108-027NL.....41 | 108-133NL.....43 | 110-108.....138 | 110-337.....143 | 111-274.....77 |
| 108-028.....41 | 108-134.....43 | 110-113.....138 | 110-338.....143 | 111-275.....77 |
| 108-028NL.....41 | 108-134NL.....43 | 110-114.....138 | 110-340.....143 | 111-276.....77 |
| 108-029.....41 | 108-135.....43 | 110-115.....138 | 110-345.....143 | 111-301.....141 |
| 108-029NL.....41 | 108-135NL.....43 | 110-116.....138 | 110-346.....143 | 111301NL.....141 |
| 108-030.....41 | 108-138.....43 | 110-117.....138 | 110-347.....143 | 111-302NL.....77 |
| 108-030NL.....41 | 108-139.....43 | 110-123.....138 | 110-348.....143 | 111-303NL.....77 |
| 108-031.....41 | 108-141.....43 | 110-124.....138 | 110-350.....142 | 111-304NL.....77 |
| 108-031NL.....41 | 108-141NL.....43 | 110-125.....139 | 110-351.....142 | 111-305NL.....77 |
| 108-032.....41 | 108-142.....43 | 110-126.....139 | 110-404.....139 | 113-101.....24 |
| 108-032NL.....41 | 108-142NL.....43 | 110-133.....138 | 110-405.....139 | 113-102.....24 |
| 108-033.....42 | 108-143.....43 | 110-134.....138 | 110-406.....139 | 113-103.....24 |
| 108-033NL.....42 | 108-143NL.....43 | 110-135.....138 | 111-103NL.....76 | 113-104.....24 |
| 108-034.....42 | 108-144.....43 | 110-136.....138 | 111-104NL.....76 | 113-105.....24 |
| 108-034NL.....42 | 108-144NL.....43 | 110-138.....138 | 111-105NL.....76 | 113-106.....24 |
| 108-035.....42 | 108-145.....43 | 110-143.....138 | 111-106NL.....76 | 113-107.....24 |
| 108-035NL.....42 | 108-145NL.....43 | 110-145.....139 | 111-113NL.....76 | 113-108.....24 |
| 108-036.....42 | 108-146.....43 | 110-146.....139 | 111-114NL.....76 | 113-109.....24 |
| 108-036NL.....42 | 108-146NL.....43 | 110-147.....138 | 111-115NL.....76 | 113-110.....24 |
| 108-037.....42 | 108-153A.....40 | 110-148.....138 | 111-116NL.....76 | 113-111.....24 |
| 108-037NL.....42 | 108-153NL.....40 | 110-149.....138 | 111-123NL.....76 | 113-120.....24 |
| 108-038.....42 | 108-154A.....40 | 110-150.....138 | 111-124NL.....76 | 113-121.....24 |
| 108-038NL.....42 | 108-154NL.....40 | 110-151.....138 | 111-125NL.....76 | 113-122.....24 |
| 108-101.....44 | 108-155A.....40 | 110-153.....139 | 111-133.....76 | 113-123.....24 |
| 108-101NL.....44 | 108-155NL.....40 | 110-154.....139 | 111-133NL.....76 | 113-124.....24 |
| 108-102.....44 | 108-156A.....40 | 110-155.....139 | 111-134.....76 | 113-125.....24 |
| 108-102NL.....44 | 108-156NL.....40 | 110-163.....139 | 111-134NL.....76 | 113-126.....24 |
| 108-103.....44 | 108-158A.....40 | 110-164.....139 | 111-136.....76 | 113-127.....24 |
| 108-103NL.....44 | 108-158NL.....40 | 110-165.....139 | 111-137.....76 | 113-128.....24 |
| 108-104.....44 | 108-159A.....40 | 110-166.....139 | 111-137NL.....76 | 113-141.....24 |
| 108-104NL.....44 | 108-159NL.....40 | 110-168.....139 | 111-152.....78 | 113-142.....24 |
| 108-105.....44 | 108-160A.....40 | 110-169.....139 | 111-154.....78 | 113-143.....24 |
| 108-105NL.....44 | 108-160NL.....40 | 110-170.....139 | 111-158.....78 | 113-144.....24 |
| 108-106.....44 | 108-162.....41 | 110-213.....139 | 111-205.....141 | 113-145.....24 |
| 108-106NL.....44 | 108-166A.....40 | 110-214.....139 | 111-206.....141 | 113-146.....24 |
| 108-113.....44 | 108-167A.....40 | 110-217.....139 | 111-222.....77 | 113-147.....24 |
| 108-113NL.....44 | 108-168A.....40 | 110-218.....139 | 111-223.....77 | 113-148.....24 |
| 108-114.....44 | 108-169A.....40 | 110-243.....138 | 111-224.....77 | 113-161.....24 |
| 108-114NL.....44 | 108-173A.....40 | 110-244.....138 | 111-235.....77 | 113-162.....24 |
| 108-115.....44 | 108-174A.....40 | 110-245.....138 | 111-236.....77 | 113-163.....24 |
| 108-115NL.....44 | 108-175A.....40 | 110-246.....138 | 111-237.....77 | 113-164.....24 |

| | | | | |
|----------------|------------------|------------------|------------------|----------------|
| 113-165.....24 | 113-498.....40 | 114-602NL.....53 | 115-103.....74 | 116-243.....67 |
| 113-166.....24 | 113-991.....23 | 114-603NL.....53 | 115-103NL.....74 | 116-244.....67 |
| 113-167.....24 | 113-992.....23 | 114-604NL.....53 | 115-104.....74 | 116-245.....67 |
| 113-168.....24 | 113-993.....23 | 114-605NL.....53 | 115-104NL.....74 | 116-246.....67 |
| 113-201.....25 | 113-994.....23 | 114-606NL.....53 | 115-105.....74 | 116-247.....67 |
| 113-202.....25 | 113-995.....23 | 114-607NL.....53 | 115-105NL.....74 | 116-248.....67 |
| 113-203.....25 | 113-996.....23 | 114-609NL.....53 | 115-113.....74 | 116-249.....67 |
| 113-204.....25 | 113-997.....23 | 114-613NL.....53 | 115-114.....74 | 116-381.....73 |
| 113-205.....25 | 113-998.....23 | 114-614NL.....53 | 115-117.....74 | 116-382.....73 |
| 113-206.....25 | 114-101NL.....54 | 114-615NL.....53 | 115-118.....74 | 116-383.....73 |
| 113-207.....25 | 114-102NL.....54 | 114-624NL.....53 | 116-101.....66 | 116-384.....73 |
| 113-208.....25 | 114-103NL.....54 | 114-630NL.....54 | 116-102.....66 | 116-385.....73 |
| 113-211.....25 | 114-104NL.....54 | 114-631NL.....54 | 116-103.....66 | 116-401.....67 |
| 113-212.....25 | 114-107NL.....54 | 114-632NL.....54 | 116-104.....66 | 116-402.....67 |
| 113-213.....25 | 114-109NL.....54 | 114-633NL.....54 | 116-105.....66 | 116-403.....67 |
| 113-214.....25 | 114-113NL.....55 | 114-634NL.....54 | 116-106.....66 | 116-404.....67 |
| 113-215.....25 | 114-115NL.....55 | 114-635NL.....54 | 116-107.....66 | 116-405.....67 |
| 113-216.....25 | 114-116NL.....55 | 114-653NL.....53 | 116-108.....66 | 116-406.....67 |
| 113-217.....25 | 114-123NL.....55 | 114-654NL.....53 | 116-109.....66 | 116-407.....67 |
| 113-218.....25 | 114-124NL.....55 | 114-702NL.....53 | 116-121.....66 | 116-408.....67 |
| 113-221.....25 | 114-126NL.....55 | 114-703NL.....53 | 116-122.....66 | 116-409.....67 |
| 113-222.....25 | 114-133NL.....55 | 114-704NL.....53 | 116-123.....66 | 116-411.....70 |
| 113-223.....25 | 114-134NL.....55 | 114-705NL.....53 | 116-124.....66 | 116-412.....70 |
| 113-224.....25 | 114-136NL.....55 | 114-706NL.....53 | 116-125.....66 | 116-413.....70 |
| 113-225.....25 | 114-143NL.....55 | 114-707NL.....53 | 116-126.....66 | 116-414.....70 |
| 113-226.....25 | 114-144NL.....55 | 114-709NL.....53 | 116-127.....66 | 116-415.....70 |
| 113-227.....25 | 114-146NL.....55 | 114-710NL.....53 | 116-128.....66 | 116-416.....70 |
| 113-228.....25 | 114-153NL.....55 | 114-713NL.....53 | 116-129.....66 | 116-417.....70 |
| 113-301.....22 | 114-154NL.....55 | 114-714NL.....53 | 116-201.....66 | 116-418.....70 |
| 113-311.....22 | 114-163NL.....55 | 114-715NL.....53 | 116-202.....66 | 116-419.....70 |
| 113-403.....28 | 114-200NL.....55 | 114-724NL.....53 | 116-203.....66 | 116-421.....68 |
| 113-404.....28 | 114-201NL.....55 | 114-730NL.....54 | 116-204.....66 | 116-422.....68 |
| 113-405.....28 | 114-202NL.....55 | 114-731NL.....54 | 116-205.....66 | 116-423.....68 |
| 113-406.....28 | 114-203NL.....55 | 114-732NL.....54 | 116-206.....66 | 116-424.....68 |
| 113-407.....28 | 114-204NL.....55 | 114-733NL.....54 | 116-207.....66 | 116-425.....68 |
| 113-408.....28 | 114-207NL.....55 | 114-734NL.....54 | 116-221.....67 | 116-426.....68 |
| 113-433.....36 | 114-209NL.....55 | 114-735NL.....54 | 116-222.....67 | 116-427.....68 |
| 113-434.....36 | 114-213NL.....55 | 114-753NL.....53 | 116-223.....67 | 116-428.....68 |
| 113-435.....36 | 114-215NL.....56 | 114-754NL.....53 | 116-224.....67 | 116-429.....68 |
| 113-436.....36 | 114-231NL.....56 | 114-801NL.....54 | 116-225.....67 | 116-431.....70 |
| 113-437.....36 | 114-233NL.....56 | 114-802NL.....54 | 116-226.....67 | 116-432.....70 |
| 113-438.....36 | 114-234NL.....56 | 114-803NL.....54 | 116-227.....67 | 116-433.....70 |
| 113-465.....36 | 114-236NL.....56 | 114-804NL.....54 | 116-228.....67 | 116-434.....70 |
| 113-466.....36 | 114-253NL.....56 | 114-805NL.....54 | 116-229.....67 | 116-435.....70 |
| 113-473.....32 | 114-254NL.....56 | 114-806NL.....54 | 116-231.....67 | 116-436.....70 |
| 113-474.....32 | 114-256NL.....56 | 114-823NL.....54 | 116-232.....67 | 116-437.....70 |
| 113-475.....32 | 114-304NL.....55 | 114-824NL.....54 | 116-233.....67 | 116-438.....70 |
| 113-476.....32 | 114-402NL.....56 | 114-903NL.....52 | 116-234.....67 | 116-439.....70 |
| 113-477.....32 | 114-403NL.....56 | 114-904NL.....52 | 116-235.....67 | 116-441.....68 |
| 113-478.....32 | 114-404NL.....56 | 114-913NL.....52 | 116-235.....67 | 116-442.....68 |
| 113-493.....40 | 114-406NL.....56 | 114-914NL.....52 | 116-237.....67 | 116-443.....68 |
| 113-494.....40 | 114-413NL.....56 | 114-943NL.....52 | 116-238.....67 | 116-444.....68 |
| 113-495.....40 | 114-423NL.....56 | 114-944NL.....52 | 116-239.....67 | 116-445.....68 |
| 113-496.....40 | 114-424NL.....56 | 114-953NL.....52 | 116-241.....67 | 116-446.....68 |
| 113-497.....40 | 114-513NL.....55 | 114-954NL.....52 | 116-242.....67 | 116-447.....68 |

INDEX BY PART NUMBER

| | | | | |
|----------------|----------------|----------------|----------------|----------------|
| 116-448.....68 | 116-609.....70 | 116-671.....72 | 201-244.....59 | 201-419.....60 |
| 116-449.....68 | 116-611.....72 | 116-672.....72 | 201-245.....59 | 201-423.....59 |
| 116-451.....69 | 116-612.....72 | 116-673.....72 | 201-246.....59 | 201-424.....59 |
| 116-452.....69 | 116-613.....72 | 116-674.....72 | 201-247.....59 | 201-425.....59 |
| 116-453.....69 | 116-614.....72 | 116-675.....72 | 201-248.....59 | 201-426.....59 |
| 116-454.....69 | 116-615.....72 | 116-676.....72 | 201-253.....59 | 201-427.....59 |
| 116-455.....69 | 116-616.....72 | 116-677.....72 | 201-254.....59 | 201-428.....59 |
| 116-456.....69 | 116-617.....72 | 116-678.....72 | 201-255.....59 | 201-433.....59 |
| 116-457.....69 | 116-618.....72 | 116-679.....72 | 201-256.....59 | 201-434.....59 |
| 116-458.....69 | 116-619.....72 | 116-681.....71 | 201-257.....59 | 201-435.....59 |
| 116-459.....69 | 116-621.....71 | 116-682.....71 | 201-258.....59 | 201-436.....59 |
| 116-461.....68 | 116-622.....71 | 116-683.....71 | 201-263.....58 | 201-437.....59 |
| 116-462.....68 | 116-623.....71 | 116-684.....71 | 201-264.....58 | 201-438.....59 |
| 116-463.....68 | 116-624.....71 | 116-685.....71 | 201-265.....58 | 201-439.....59 |
| 116-464.....68 | 116-625.....71 | 116-686.....71 | 201-266.....58 | 201-440.....59 |
| 116-465.....68 | 116-626.....71 | 116-687.....71 | 201-268.....58 | 201-441.....59 |
| 116-466.....68 | 116-627.....71 | 116-688.....71 | 201-269.....58 | 201-443.....60 |
| 116-467.....68 | 116-628.....71 | 116-689.....71 | 201-270.....58 | 201-444.....60 |
| 116-468.....68 | 116-629.....71 | 116-691.....72 | 201-271.....58 | 201-445.....60 |
| 116-469.....68 | 116-631.....72 | 116-692.....72 | 201-272.....58 | 201-446.....60 |
| 116-471.....69 | 116-632.....72 | 116-693.....72 | 201-273.....61 | 201-447.....60 |
| 116-472.....69 | 116-633.....72 | 116-694.....72 | 201-274.....61 | 201-448.....60 |
| 116-473.....69 | 116-634.....72 | 116-695.....72 | 201-275.....61 | 201-453.....60 |
| 116-474.....69 | 116-635.....72 | 116-696.....72 | 201-277.....61 | 201-454.....60 |
| 116-475.....69 | 116-636.....72 | 116-697.....72 | 201-278.....61 | 201-455.....60 |
| 116-476.....69 | 116-637.....72 | 116-698.....72 | 201-284.....61 | 201-456.....60 |
| 116-477.....69 | 116-638.....72 | 116-699.....72 | 201-285.....61 | 201-457.....60 |
| 116-478.....69 | 116-639.....72 | 201-183.....59 | 201-287.....61 | 201-458.....60 |
| 116-479.....69 | 116-641.....70 | 201-184.....59 | 201-288.....61 | 201-467.....61 |
| 116-481.....69 | 116-642.....70 | 201-185.....59 | 201-293.....61 | 202-251.....62 |
| 116-482.....69 | 116-643.....70 | 201-186.....59 | 201-294.....61 | 202-252.....62 |
| 116-483.....69 | 116-644.....70 | 201-187.....59 | 201-295.....61 | 202-253.....62 |
| 116-484.....69 | 116-645.....70 | 201-188.....59 | 201-297.....61 | 202-254.....62 |
| 116-485.....69 | 116-646.....70 | 201-203.....58 | 201-298.....61 | 202-255.....62 |
| 116-486.....69 | 116-647.....70 | 201-204.....58 | 201-301.....60 | 202-262.....62 |
| 116-487.....69 | 116-648.....70 | 201-205.....58 | 201-303.....60 | 202-263.....62 |
| 116-488.....69 | 116-649.....70 | 201-206.....58 | 201-304.....60 | 202-264.....62 |
| 116-489.....69 | 116-651.....71 | 201-207.....58 | 201-305.....60 | 202-273.....62 |
| 116-491.....69 | 116-652.....71 | 201-208.....58 | 201-306.....60 | 202-274.....62 |
| 116-492.....69 | 116-653.....71 | 201-209.....58 | 201-307.....60 | 202-283.....62 |
| 116-493.....69 | 116-654.....71 | 201-210.....58 | 201-308.....60 | 202-284.....62 |
| 116-494.....69 | 116-655.....71 | 201-211.....58 | 201-309.....60 | 202-403.....63 |
| 116-495.....69 | 116-656.....71 | 201-229.....58 | 201-310.....60 | 202-404.....63 |
| 116-496.....69 | 116-657.....71 | 201-230.....58 | 201-311.....60 | 202-405.....63 |
| 116-497.....69 | 116-658.....71 | 201-231.....58 | 201-403.....60 | 202-406.....63 |
| 116-498.....69 | 116-659.....71 | 201-233.....58 | 201-404.....60 | 202-407.....63 |
| 116-499.....69 | 116-661.....71 | 201-234.....58 | 201-405.....60 | 202-408.....63 |
| 116-601.....70 | 116-662.....71 | 201-235.....58 | 201-406.....60 | 202-413.....63 |
| 116-602.....70 | 116-663.....71 | 201-236.....58 | 201-407.....60 | 202-414.....63 |
| 116-603.....70 | 116-664.....71 | 201-237.....58 | 201-408.....60 | 202-415.....63 |
| 116-604.....70 | 116-665.....71 | 201-238.....58 | 201-409.....60 | 202-416.....63 |
| 116-605.....70 | 116-666.....71 | 201-239.....58 | 201-410.....60 | 202-417.....63 |
| 116-606.....70 | 116-667.....71 | 201-240.....58 | 201-411.....60 | 202-418.....63 |
| 116-607.....70 | 116-668.....71 | 201-241.....58 | 201-417.....60 | 202-423.....63 |
| 116-608.....70 | 116-669.....71 | 201-243.....59 | 201-418.....60 | 202-424.....63 |

| | | | | |
|-----------------|-------------------|--------------------|-------------------|-------------------|
| 202-425..... 63 | 204-124..... 80 | 301-403..... 80 | 302-210NL..... 76 | 303-106..... 80 |
| 202-503..... 63 | 204-133..... 64 | 301-404..... 80 | 302-213..... 144 | 303-107..... 80 |
| 202-504..... 63 | 204-134..... 64 | 301-405..... 80 | 302-214..... 144 | 303-108..... 80 |
| 202-513..... 63 | 204-143..... 81 | 301-406..... 80 | 302-215..... 144 | 303-123..... 81 |
| 202-514..... 63 | 204-144..... 81 | 301-407..... 80 | 302-216..... 144 | 303-123NL..... 81 |
| 202-523..... 63 | 204-145..... 81 | 301-408..... 80 | 302-217..... 144 | 303-124..... 81 |
| 202-524..... 63 | 204-146..... 81 | 301-409..... 80 | 302-403NL..... 82 | 303-124NL..... 81 |
| 202-533..... 63 | 204-147..... 81 | 301-410..... 80 | 302-404NL..... 82 | 303-125..... 81 |
| 202-534..... 63 | 204-148..... 81 | 301-411..... 80 | 302-405NL..... 82 | 303-125NL..... 81 |
| 202-535..... 63 | 204-173..... 64 | 301-421..... 79 | 302-406NL..... 82 | 303-126..... 81 |
| 202-536..... 63 | 204-174..... 64 | 301-433..... 80 | 302-407NL..... 82 | 303-126NL..... 81 |
| 202-543..... 63 | 204-175..... 64 | 301-434..... 80 | 302-408NL..... 82 | 303-127..... 81 |
| 202-544..... 63 | 204-176..... 64 | 301-435..... 80 | 302-413NL..... 82 | 303-127NL..... 81 |
| 202-545..... 64 | 204-177..... 64 | 301-436..... 80 | 302-414NL..... 82 | 303-128..... 81 |
| 202-546..... 64 | 204-178..... 64 | 301-437..... 80 | 302-415NL..... 82 | 303-128NL..... 81 |
| 202-553..... 64 | 204-180..... 64 | 301-438..... 80 | 302-416NL..... 82 | 303-129..... 81 |
| 202-554..... 64 | 204-193..... 64 | 301-439..... 80 | 302-417NL..... 82 | 303-129NL..... 81 |
| 202-555..... 64 | 204-194..... 64 | 301-440..... 80 | 302-418NL..... 82 | 322-201..... 84 |
| 202-556..... 64 | 204-195..... 64 | 301-441..... 80 | 302-423NL..... 82 | 322-233..... 84 |
| 202-563..... 64 | 204-196..... 64 | 301-443..... 80 | 302-424NL..... 82 | 322-234..... 84 |
| 202-564..... 64 | 204-197..... 64 | 301-444..... 80 | 302-425NL..... 82 | 322-235..... 84 |
| 202-573..... 64 | 204-198..... 64 | 301-445..... 80 | 302-433..... 82 | 322-510..... 84 |
| 202-574..... 64 | 204-214..... 65 | 301-446..... 80 | 302-434..... 82 | 322-511..... 84 |
| 203-103..... 61 | 204-216..... 65 | 301-447..... 80 | 302-435..... 82 | 322-521..... 84 |
| 203-104..... 61 | 204-234..... 65 | 301-448..... 80 | 302-436..... 82 | 322-523..... 84 |
| 203-105..... 61 | 204-235..... 65 | 301-449..... 80 | 302-437..... 82 | 322-526..... 84 |
| 203-106..... 61 | 301-103NL..... 79 | 301-450..... 80 | 302-438..... 82 | 322-533..... 84 |
| 203-107..... 61 | 301-104NL..... 79 | 301-502..... 78 | 302-443..... 82 | 322-534..... 84 |
| 203-108..... 61 | 301-105NL..... 79 | 301-503..... 78 | 302-444..... 82 | 322-602..... 84 |
| 203-203..... 61 | 301-106NL..... 79 | 301-504..... 78 | 302-445..... 82 | 322-611..... 84 |
| 203-204..... 61 | 301-107NL..... 79 | 301-505..... 78 | 302-446..... 82 | 322-612..... 84 |
| 203-205..... 61 | 301-108NL..... 79 | 301-506..... 78 | 302-447..... 82 | 322-614..... 84 |
| 203-206..... 61 | 301-119NL..... 79 | 301-507..... 78 | 302-448..... 82 | 322-615..... 84 |
| 203-207..... 61 | 301-120NL..... 79 | 301-533..... 78 | 302-603..... 83 | 322-634..... 84 |
| 203-208..... 61 | 301-121NL..... 79 | 301-534..... 78 | 302-604..... 83 | 322-644..... 84 |
| 203-227..... 62 | 301-123NL..... 79 | 301-535..... 78 | 302-605..... 83 | 322-653..... 84 |
| 203-228..... 62 | 301-125NL..... 79 | 301-536..... 78 | 302-606..... 83 | 322-664..... 84 |
| 203-230..... 62 | 301-203NL..... 79 | 301-537..... 78 | 302-607..... 83 | 322-729..... 83 |
| 203-237..... 62 | 301-204NL..... 79 | 301-538..... 78 | 302-608..... 83 | 322-730..... 83 |
| 203-238..... 62 | 301-205NL..... 79 | 302-106..... 83 | 302-609..... 83 | 322-731..... 83 |
| 203-247..... 62 | 301-303..... 79 | 302-107..... 83 | 302-610..... 83 | 322-733..... 83 |
| 203-248..... 62 | 301-304..... 79 | 302-108..... 83 | 302-611..... 83 | 322-734..... 83 |
| 203-257..... 62 | 301-305..... 79 | 302-116..... 83 | 302-624..... 83 | 322-736..... 83 |
| 203-258..... 62 | 301-306..... 79 | 302-117..... 83 | 302-625..... 83 | 322-740..... 83 |
| 204-103..... 80 | 301-307..... 79 | 302-118..... 83 | 302-626..... 83 | 322-744..... 83 |
| 204-104..... 80 | 301-308..... 79 | 302-203..... 144 | 302-627..... 83 | 322-750..... 83 |
| 204-105..... 80 | 301-323NL..... 79 | 302-203NL..... 144 | 302-628..... 83 | 322-751..... 83 |
| 204-106..... 80 | 301-324NL..... 79 | 302-204..... 144 | 302-629..... 83 | 324-101..... 84 |
| 204-107..... 80 | 301-325NL..... 79 | 302-204NL..... 144 | 302-630..... 83 | 324-103..... 84 |
| 204-108..... 80 | 301-333..... 79 | 302-205..... 144 | 302-631..... 83 | 324-123..... 84 |
| 204-109..... 80 | 301-334..... 79 | 302-205NL..... 144 | 302-632..... 83 | 355-392..... 143 |
| 204-110..... 80 | 301-335..... 79 | 302-206..... 144 | 302-635..... 83 | 355-393..... 143 |
| 204-111..... 80 | 301-336..... 79 | 302-206NL..... 144 | 303-103..... 80 | 355-394..... 143 |
| 204-112..... 80 | 301-337..... 79 | 302-207..... 144 | 303-104..... 80 | 355-402..... 143 |
| 204-123..... 80 | 301-338..... 79 | 302-207NL..... 144 | 303-105..... 80 | 355-403..... 143 |

INDEX BY PART NUMBER

| | | | | | | | | | |
|-------------------|-----|-------------------|-----|------------------|-----|----------------|-----|----------------|-----|
| 355-404..... | 143 | 500-12-20B..... | 154 | 509-023..... | 92 | 800-348..... | 91 | 800-710..... | 135 |
| 355-405..... | 143 | 500-12-20R..... | 154 | 509-023..... | 157 | 800-349..... | 90 | 800-710NE..... | 135 |
| 355-406..... | 144 | 500-12-300..... | 154 | 8000-10-2..... | 98 | 800-351..... | 94 | 800-713..... | 135 |
| 355-412..... | 143 | 500-12-300B..... | 154 | 8000-10-ER..... | 99 | 800-352..... | 94 | 800-714..... | 135 |
| 355-413..... | 143 | 500-12-300R..... | 154 | 8000-10-ES..... | 99 | 800-353..... | 94 | 800-715..... | 135 |
| 355-414..... | 143 | 500-12-500..... | 154 | 8000-14-ER..... | 99 | 800-354..... | 94 | 800-716..... | 135 |
| 355-415..... | 143 | 500-12-500B..... | 154 | 8000-14-ES..... | 99 | 800-355..... | 94 | 800-719..... | 135 |
| 355-416..... | 144 | 500-12-500R..... | 154 | 8000-14-MR..... | 99 | 800-356..... | 94 | 800-761..... | 132 |
| 355-422..... | 143 | 500-14-100..... | 154 | 8000-14-MS..... | 99 | 800-362..... | 91 | 800-762..... | 132 |
| 355-423..... | 143 | 500-20-20..... | 155 | 8000-14-XP..... | 99 | 800-364..... | 91 | 800-765F..... | 132 |
| 355-424..... | 143 | 500-34-10..... | 154 | 8000A-10-2..... | 98 | 800-373..... | 93 | 800-765P..... | 132 |
| 355-425..... | 143 | 500-34-100..... | 154 | 8000AP-10-2..... | 100 | 800-373..... | 157 | 800-765VC..... | 132 |
| 355-426..... | 144 | 500-34-1000..... | 155 | 8000P-10-2..... | 99 | 800-374..... | 93 | 800-765VF..... | 132 |
| 355-432..... | 143 | 500-34-1000B..... | 155 | 8000P-14-2..... | 100 | 800-374..... | 157 | 800-766..... | 127 |
| 355-433..... | 143 | 500-34-1000R..... | 155 | 8000S-10-2..... | 99 | 800-375..... | 93 | 800-766F..... | 132 |
| 355-434..... | 143 | 500-34-100B..... | 154 | 8000SP-10-2..... | 100 | 800-375..... | 157 | 800-766M..... | 132 |
| 355-435..... | 143 | 500-34-100R..... | 155 | 8000T-10-2..... | 99 | 800-500..... | 104 | 800-766P..... | 132 |
| 355-436..... | 144 | 500-34-10B..... | 154 | 800-134..... | 117 | 800-501..... | 104 | 800-766S..... | 132 |
| 355-442..... | 143 | 500-34-10R..... | 154 | 800-135..... | 117 | 800-503..... | 101 | 800-766VF..... | 132 |
| 456-003NL..... | 18 | 500-34-20..... | 154 | 800-140..... | 112 | 800-513..... | 93 | 800-802..... | 110 |
| 456-004NL..... | 18 | 500-34-20B..... | 154 | 800-141..... | 112 | 800-513..... | 157 | 800-802..... | 131 |
| 456-005NL..... | 18 | 500-34-20R..... | 154 | 800-142..... | 112 | 800-514..... | 93 | 800-803..... | 110 |
| 456-013NL..... | 18 | 500-34-300..... | 155 | 800-143..... | 112 | 800-514..... | 157 | 800-805..... | 102 |
| 456-014NL..... | 18 | 500-34-300B..... | 155 | 800-143C..... | 113 | 800-515..... | 93 | 800-805..... | 110 |
| 456-015NL..... | 18 | 500-34-300R..... | 155 | 800-143P..... | 113 | 800-515..... | 157 | 800-806..... | 102 |
| 456-023NL..... | 18 | 500-34-500..... | 155 | 800-144..... | 112 | 800-523..... | 93 | 800-806..... | 110 |
| 456-024NL..... | 18 | 500-34-500B..... | 155 | 800-144C..... | 113 | 800-523..... | 157 | 800-815..... | 112 |
| 456-025NL..... | 18 | 500-34-500R..... | 155 | 800-144P..... | 113 | 800-524..... | 93 | 800-816..... | 112 |
| 500-10-10..... | 155 | 500-38-100..... | 154 | 800-145..... | 112 | 800-524..... | 157 | 800-825..... | 111 |
| 500-10-100..... | 155 | 500-38-1000..... | 154 | 800-145C..... | 113 | 800-525..... | 93 | 800-825..... | 102 |
| 500-10-100B..... | 155 | 500-38-500..... | 154 | 800-145P..... | 113 | 800-525..... | 157 | 800-835..... | 127 |
| 500-10-100R..... | 155 | 501-14-100..... | 158 | 800-200..... | 112 | 800-652..... | 137 | 800-835F..... | 130 |
| 500-10-10B..... | 155 | 501-14-25..... | 158 | 800-234..... | 117 | 800-653..... | 137 | 800-835M..... | 130 |
| 500-10-10R..... | 155 | 501-14-25K..... | 158 | 800-235..... | 117 | 800-654..... | 137 | 800-835P..... | 130 |
| 500-10-20..... | 155 | 501-14-50..... | 158 | 800-244..... | 117 | 800-655..... | 137 | 800-835S..... | 130 |
| 500-10-20B..... | 155 | 501-38-100..... | 158 | 800-245..... | 131 | 800-660..... | 137 | 800-835VC..... | 130 |
| 500-10-20R..... | 155 | 501-38-25..... | 158 | 800-246..... | 131 | 800-662..... | 137 | 800-835VF..... | 130 |
| 500-10-300..... | 155 | 501-38-25K..... | 158 | 800-250..... | 157 | 800-663..... | 137 | 800-836..... | 127 |
| 500-10-300B..... | 155 | 501-38-50..... | 158 | 800-251..... | 157 | 800-664..... | 137 | 800-836F..... | 130 |
| 500-10-300R..... | 155 | 508-255..... | 156 | 800-252..... | 157 | 800-665..... | 136 | 800-836M..... | 130 |
| 500-10-500..... | 155 | 508-256..... | 156 | 800-253..... | 157 | 800-667..... | 137 | 800-836P..... | 130 |
| 500-10-500B..... | 155 | 508-260..... | 156 | 800-304..... | 91 | 800-668..... | 137 | 800-836S..... | 130 |
| 500-10-500R..... | 155 | 508-261..... | 156 | 800-305..... | 91 | 800-669..... | 137 | 800-836VF..... | 130 |
| 500-112-20..... | 155 | 508-280..... | 156 | 800-313..... | 91 | 800-673..... | 136 | 800-837..... | 127 |
| 500-114-20..... | 155 | 508-281..... | 156 | 800-314..... | 91 | 800-675..... | 136 | 800-837F..... | 130 |
| 500-12-10..... | 154 | 509-003..... | 92 | 800-323..... | 92 | 800-683..... | 136 | 800-837M..... | 130 |
| 500-12-100..... | 154 | 509-003..... | 157 | 800-324..... | 92 | 800-684..... | 136 | 800-837P..... | 130 |
| 500-12-1000..... | 154 | 509-004..... | 92 | 800-332..... | 110 | 800-692..... | 137 | 800-837S..... | 130 |
| 500-12-1000B..... | 154 | 509-004..... | 157 | 800-333..... | 92 | 800-693..... | 137 | 800-837U..... | 130 |
| 500-12-1000R..... | 154 | 509-005..... | 92 | 800-334..... | 92 | 800-703..... | 135 | 800-838..... | 130 |
| 500-12-100B..... | 154 | 509-005..... | 157 | 800-340..... | 94 | 800-704..... | 135 | 800-838U..... | 130 |
| 500-12-100R..... | 154 | 509-013..... | 92 | 800-340-34..... | 94 | 800-704NE..... | 135 | 800-841..... | 133 |
| 500-12-10B..... | 154 | 509-013..... | 157 | 800-340-40..... | 94 | 800-705..... | 135 | 800-842..... | 133 |
| 500-12-10R..... | 154 | 509-014..... | 92 | 800-340-55..... | 94 | 800-706..... | 135 | 800-845..... | 101 |
| 500-12-20..... | 154 | 509-014..... | 157 | 800-345..... | 91 | 800-709..... | 135 | 800-845..... | 112 |

| | | | | | | | | | |
|----------------|-----|------------------|-----|-------------------|-----|-------------------|-----|------------------|-----|
| 800-846..... | 101 | 800-877S..... | 126 | 8100A-10-5..... | 104 | 8200AP-10-7..... | 108 | 8200T-14-11..... | 109 |
| 800-846..... | 112 | 800-878F..... | 126 | 8100A-10-6..... | 104 | 8200AP-10-8..... | 108 | 8200T-14-12..... | 109 |
| 800-853..... | 110 | 800-878M..... | 126 | 8100A-10-7..... | 104 | 8200AP-10-9..... | 108 | 8200T-14-4..... | 109 |
| 800-855..... | 101 | 800-881..... | 131 | 8100A-10-8..... | 104 | 8200P-10-10..... | 107 | 8200T-14-5..... | 109 |
| 800-855..... | 111 | 800-884F..... | 128 | 8100A-10-9..... | 104 | 8200P-10-11..... | 107 | 8200T-14-6..... | 109 |
| 800-855..... | 116 | 800-884M..... | 128 | 8100P-10-10..... | 103 | 8200P-10-12..... | 107 | 8200T-14-7..... | 109 |
| 800-855B..... | 101 | 800-884P..... | 128 | 8100P-10-11..... | 103 | 8200P-10-2..... | 107 | 8200T-14-8..... | 109 |
| 800-855B..... | 111 | 800-884S..... | 128 | 8100P-10-12..... | 103 | 8200P-10-3..... | 107 | 8200T-14-9..... | 109 |
| 800-855R..... | 101 | 800-884VC..... | 128 | 8100P-10-2..... | 103 | 8200P-10-4..... | 107 | 8220-15-2..... | 114 |
| 800-855R..... | 111 | 800-884VF..... | 128 | 8100P-10-3..... | 103 | 8200P-10-5..... | 107 | 8220-15-2X..... | 115 |
| 800-855T..... | 101 | 800-885F..... | 129 | 8100P-10-4..... | 103 | 8200P-10-6..... | 107 | 8220-15-3..... | 114 |
| 800-855T..... | 111 | 800-885M..... | 129 | 8100P-10-5..... | 103 | 8200P-10-7..... | 107 | 8220-15-3X..... | 115 |
| 800-855T..... | 116 | 800-885P..... | 129 | 8100P-10-6..... | 103 | 8200P-10-8..... | 107 | 8220-15-4..... | 114 |
| 800-856..... | 101 | 800-885S..... | 129 | 8100P-10-7..... | 103 | 8200P-10-9..... | 107 | 8220-15-4X..... | 115 |
| 800-856..... | 111 | 800-885VC..... | 129 | 8100P-10-8..... | 103 | 8200P-14-10..... | 107 | 8220-15-5..... | 114 |
| 800-856B..... | 101 | 800-885VF..... | 129 | 8100P-10-9..... | 103 | 8200P-14-11..... | 107 | 8220-15-5X..... | 115 |
| 800-856B..... | 111 | 800-886F..... | 129 | 810-100..... | 105 | 8200P-14-12..... | 107 | 8220-15-6..... | 114 |
| 800-856R..... | 101 | 800-886M..... | 129 | 810-102..... | 105 | 8200P-14-4..... | 107 | 8220-15-6X..... | 115 |
| 800-856R..... | 111 | 800-886P..... | 129 | 810-103..... | 106 | 8200P-14-5..... | 107 | 8220-15-7..... | 114 |
| 800-856T..... | 101 | 800-886S..... | 129 | 810-104..... | 106 | 8200P-14-6..... | 107 | 8220-15-7X..... | 115 |
| 800-856T..... | 111 | 800-886VF..... | 129 | 810-105..... | 104 | 8200P-14-7..... | 107 | 8220-15-8..... | 114 |
| 800-857..... | 112 | 800-887F..... | 129 | 810-106..... | 105 | 8200P-14-8..... | 107 | 8220-15-8X..... | 115 |
| 800-857..... | 110 | 800-887M..... | 129 | 810-107..... | 105 | 8200P-14-9..... | 107 | 8220-20-2..... | 114 |
| 800-858..... | 112 | 800-887P..... | 129 | 810-142EP..... | 106 | 8200SP-10-10..... | 108 | 8220-20-2X..... | 115 |
| 800-858..... | 110 | 800-887S..... | 129 | 810-143EP..... | 106 | 8200SP-10-11..... | 108 | 8220-20-3..... | 114 |
| 800-860..... | 111 | 800-QT100..... | 90 | 810-144EP..... | 106 | 8200SP-10-12..... | 108 | 8220-20-3X..... | 115 |
| 800-861..... | 112 | 800-QT100R..... | 90 | 810-145EP..... | 106 | 8200SP-10-2..... | 108 | 8220-20-4..... | 114 |
| 800-861..... | 111 | 800-QT200..... | 90 | 8200-10-10..... | 109 | 8200SP-10-3..... | 108 | 8220-20-4X..... | 115 |
| 800-865..... | 102 | 807-001..... | 134 | 8200-10-11..... | 109 | 8200SP-10-4..... | 108 | 8220-20-5..... | 114 |
| 800-865..... | 111 | 807-002..... | 134 | 8200-10-12..... | 109 | 8200SP-10-5..... | 108 | 8220-20-5X..... | 115 |
| 800-866..... | 102 | 807-003..... | 134 | 8200-10-2..... | 109 | 8200SP-10-6..... | 108 | 8220-20-6..... | 114 |
| 800-866..... | 111 | 807-031..... | 134 | 8200-10-3..... | 109 | 8200SP-10-7..... | 108 | 8220-20-6X..... | 115 |
| 800-867..... | 116 | 807-032..... | 134 | 8200-10-4..... | 109 | 8200SP-10-8..... | 108 | 8220S-15-2..... | 115 |
| 800-874F..... | 126 | 807-033..... | 134 | 8200-10-5..... | 109 | 8200SP-10-9..... | 108 | 8220S-15-3..... | 115 |
| 800-874LP..... | 126 | 807-071..... | 134 | 8200-10-6..... | 109 | 8200SP-14-10..... | 108 | 8220S-15-4..... | 115 |
| 800-874M..... | 126 | 807-072..... | 134 | 8200-10-7..... | 109 | 8200SP-14-11..... | 108 | 8220S-15-5..... | 115 |
| 800-874S..... | 126 | 807-073..... | 134 | 8200-10-8..... | 109 | 8200SP-14-12..... | 108 | 8220S-15-6..... | 115 |
| 800-874VC..... | 126 | 8100-10-10..... | 104 | 8200-10-9..... | 109 | 8200SP-14-4..... | 108 | 8220S-15-7..... | 115 |
| 800-874VF..... | 126 | 8100-10-11..... | 104 | 8200-14-10..... | 110 | 8200SP-14-5..... | 108 | 8220S-15-8..... | 115 |
| 800-875..... | 127 | 8100-10-12..... | 104 | 8200-14-11..... | 110 | 8200SP-14-6..... | 108 | 8220S-20-2..... | 115 |
| 800-875F..... | 126 | 8100-10-2..... | 104 | 8200-14-12..... | 110 | 8200SP-14-7..... | 108 | 8220S-20-3..... | 115 |
| 800-875LP..... | 126 | 8100-10-3..... | 104 | 8200-14-4..... | 110 | 8200SP-14-8..... | 108 | 8220S-20-4..... | 115 |
| 800-875M..... | 126 | 8100-10-4..... | 104 | 8200-14-5..... | 110 | 8200SP-14-9..... | 108 | 8220S-20-5..... | 115 |
| 800-875S..... | 126 | 8100-10-5..... | 104 | 8200-14-6..... | 110 | 8200T-10-10..... | 109 | 8220S-20-6..... | 115 |
| 800-875VC..... | 126 | 8100-10-6..... | 104 | 8200-14-7..... | 110 | 8200T-10-11..... | 109 | 822-817..... | 116 |
| 800-875VF..... | 126 | 8100-10-7..... | 104 | 8200-14-8..... | 110 | 8200T-10-12..... | 109 | 822-818..... | 116 |
| 800-876..... | 127 | 8100-10-8..... | 104 | 8200-14-9..... | 110 | 8200T-10-2..... | 109 | 822-857..... | 116 |
| 800-876F..... | 126 | 8100-10-9..... | 104 | 8200AP-10-10..... | 108 | 8200T-10-3..... | 109 | 822-861..... | 117 |
| 800-876LP..... | 126 | 8100-10-XP..... | 105 | 8200AP-10-11..... | 108 | 8200T-10-4..... | 109 | 822-862..... | 117 |
| 800-876M..... | 126 | 8100A-10-10..... | 104 | 8200AP-10-12..... | 108 | 8200T-10-5..... | 109 | 822-863..... | 117 |
| 800-876S..... | 126 | 8100A-10-11..... | 104 | 8200AP-10-2..... | 108 | 8200T-10-6..... | 109 | 822-867..... | 117 |
| 800-876VF..... | 126 | 8100A-10-12..... | 104 | 8200AP-10-3..... | 108 | 8200T-10-7..... | 109 | 822-868..... | 117 |
| 800-877..... | 127 | 8100A-10-2..... | 104 | 8200AP-10-4..... | 108 | 8200T-10-8..... | 109 | 8300E-10-10..... | 122 |
| 800-877F..... | 126 | 8100A-10-3..... | 104 | 8200AP-10-5..... | 108 | 8200T-10-9..... | 109 | 8300E-10-11..... | 122 |
| 800-877M..... | 126 | 8100A-10-4..... | 104 | 8200AP-10-6..... | 108 | 8200T-14-10..... | 109 | 8300E-10-12..... | 122 |

INDEX BY PART NUMBER

| | | | | | |
|-------------------|-----|------------------|-----|--------------|----|
| 8300E-10-2..... | 122 | 8330AP-10-9..... | 121 | 900-094..... | 38 |
| 8300E-10-3..... | 122 | 8330P-10-10..... | 120 | 900-095..... | 38 |
| 8300E-10-4..... | 122 | 8330P-10-11..... | 120 | 900-096..... | 38 |
| 8300E-10-5..... | 122 | 8330P-10-12..... | 120 | 900-097..... | 38 |
| 8300E-10-6..... | 122 | 8330P-10-2..... | 120 | VT-HTRP..... | 89 |
| 8300E-10-7..... | 122 | 8330P-10-3..... | 120 | VT-MP..... | 88 |
| 8300E-10-8..... | 122 | 8330P-10-4..... | 120 | VT-RP..... | 88 |
| 8300E-10-9..... | 122 | 8330P-10-5..... | 120 | VT-RPH..... | 89 |
| 8300EV-10-10..... | 122 | 8330P-10-6..... | 120 | VT-RRC..... | 89 |
| 8300EV-10-11..... | 122 | 8330P-10-7..... | 120 | VT-RTS..... | 89 |
| 8300EV-10-12..... | 122 | 8330P-10-8..... | 120 | | |
| 8300EV-10-2..... | 122 | 8330P-10-9..... | 120 | | |
| 8300EV-10-3..... | 122 | 833-141..... | 124 | | |
| 8300EV-10-4..... | 122 | 833-805..... | 123 | | |
| 8300EV-10-5..... | 122 | 833-815..... | 123 | | |
| 8300EV-10-6..... | 122 | 833-825..... | 123 | | |
| 8300EV-10-7..... | 122 | 833-825B..... | 123 | | |
| 8300EV-10-8..... | 122 | 833-825R..... | 123 | | |
| 8300EV-10-9..... | 122 | 833-835R..... | 123 | | |
| 830-140..... | 124 | 833-845..... | 125 | | |
| 830-142..... | 124 | 833-855..... | 123 | | |
| 830-142C..... | 124 | 833-855B..... | 123 | | |
| 830-143..... | 124 | 833-855R..... | 123 | | |
| 830-143C..... | 124 | 833-861..... | 124 | | |
| 830-143P..... | 124 | 833-862..... | 125 | | |
| 830-144..... | 124 | 8400-25-4..... | 118 | | |
| 830-144C..... | 124 | 8400-25-5..... | 118 | | |
| 830-145..... | 124 | 8400-25-6..... | 118 | | |
| 830-145C..... | 124 | 8400-25-7..... | 118 | | |
| 830-201..... | 123 | 8400-25-8..... | 118 | | |
| 830-201S..... | 123 | 8400-25-8H..... | 118 | | |
| 830-813PR..... | 116 | 8400-25-9..... | 118 | | |
| 830-819..... | 93 | 8400-25-10..... | 118 | | |
| 830-820..... | 93 | 850-125..... | 95 | | |
| 8330-10-10..... | 121 | 850-129..... | 95 | | |
| 8330-10-11..... | 121 | 850-133..... | 95 | | |
| 8330-10-12..... | 121 | 850-135..... | 95 | | |
| 8330-10-2..... | 121 | 850-139..... | 95 | | |
| 8330-10-3..... | 121 | 850-140..... | 95 | | |
| 8330-10-4..... | 121 | 850-144..... | 95 | | |
| 8330-10-5..... | 121 | 850-149..... | 95 | | |
| 8330-10-6..... | 121 | 850-151..... | 96 | | |
| 8330-10-7..... | 121 | 850-155..... | 96 | | |
| 8330-10-8..... | 121 | 850-161..... | 96 | | |
| 8330-10-9..... | 121 | 850-165..... | 96 | | |
| 8330AP-10-10..... | 121 | 860-020..... | 149 | | |
| 8330AP-10-11..... | 121 | 860-023..... | 149 | | |
| 8330AP-10-12..... | 121 | 860-024..... | 149 | | |
| 8330AP-10-2..... | 121 | 860-025..... | 149 | | |
| 8330AP-10-3..... | 121 | 860-100..... | 149 | | |
| 8330AP-10-4..... | 121 | 860-333..... | 149 | | |
| 8330AP-10-5..... | 121 | 900-090..... | 38 | | |
| 8330AP-10-6..... | 121 | 900-091..... | 38 | | |
| 8330AP-10-7..... | 121 | 900-092..... | 38 | | |
| 8330AP-10-8..... | 121 | 900-093..... | 38 | | |

We do what we say.

INDEX BY PART NUMBER



Did you know? Legend University offers hydronics training including design software workshops.

INDEX BY PART NUMBER

Did you know? Legend offers everything you need for behind the wall.



LT-MPF



LT-BGN




LT-MC



LT-NH



LT-IFT




LT-BFN




LT-WSF



LT-SSF



LT-WCF



LT-PF



LT-TMV



LT-PRV



LT-PX



LT-PFF



LT-SC

Available at: 888-470-2757

PEXHEAT.COM



300 N. Opdyke Rd.
Auburn Hills, MI 48326
Phone: 800-752-2082



Fax: 800-835-4457

web: www.legendvalve.com

email: service@legendvalve.com

LF CW1018