

Save Time.  
Save Money.  
Save Effort.



# QuickTherm™

radiant installation panels

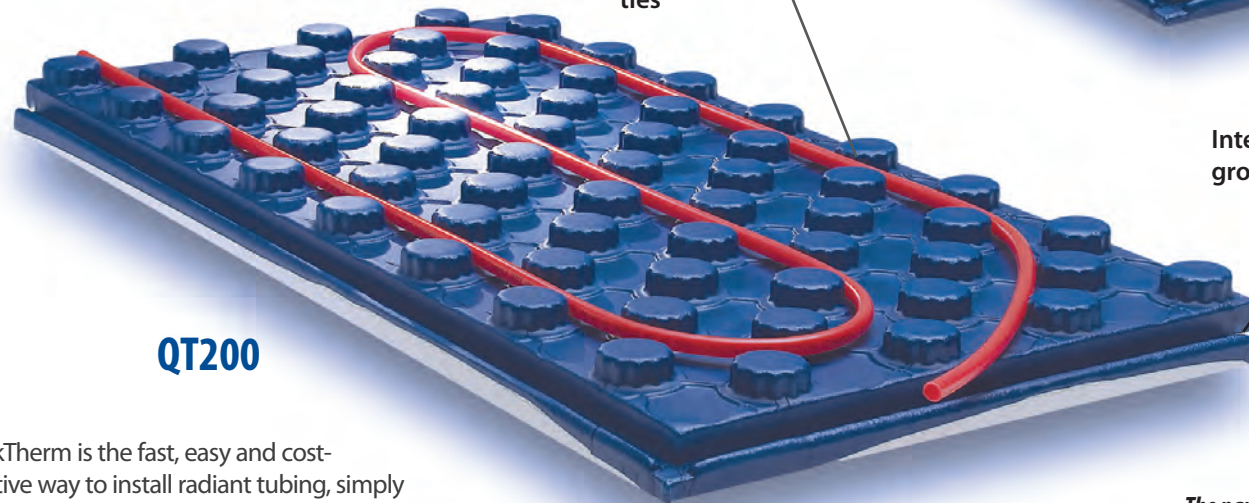
Simply by "Walking" it in.

*My son and I installed 2,400 feet of tubing in just under 2 hours with QuickTherm, to include manifold connections and pressure test. The same project with wire mesh and ties would have taken me, plus 2 installers, a day and a half. Needless to say, I'll never install radiant tubing in concrete again without QuickTherm.*

*Dan Bertolini, Aero Heating & Cooling, Clinton Township, MI*





Eliminates stapling and cable ties



Inter-locking grooves

The panels can accommodate layouts with tube on-center spacing requirements in multiples of 3 inches (e.g. 6", 9" & 12, etc.).



The panels can accommodate a variety of tube layout patterns.

Available at: 888-470-2757

PEXHEAT.COM

LEGEND HYDRONICS

QuickTherm is the fast, easy and cost-effective way to install radiant tubing, simply by laying down the panels and walking it in! No ties, no clips, no staples, no hassle!

**Reduce installation time by up to 75%!**

QuickTherm panels reduce labor costs by making it easy to properly install radiant tubing. There's no need to tie, clip or staple tubing to the substrate (1). Simply lay down the QuickTherm panels, walk in the tubing (2) and IT'S DONE!



With Quicktherm panels, just walk in the tubing and reduce installation time by up to 75%!

QuickTherm Radiant Installation Panels are approximately 2' x 4', and can be used with 1/2", 5/8" or 3/4" radiant tubing. They are a great solution for slab-on-grade, snow melt and root zone heating applications! (3) Because QuickTherm panels are 2' x 4', they can more easily handle floor level inconsistencies that always seem to occur with the gravel sub-base.

The knob grid pattern is designed to hold the radiant tubing at on center spacing patterns in multiples of 3 inches (4), they are also adaptable to a variety of layout patterns such as the popular Serpentine Pattern and the Counter Flow Spiral (5).



**Healthy for the environment ... and the customer.** QuickTherm Radiant Installation Panels are made of expanded polystyrene foam (EPS), which provides an excellent insulating thermal barrier that will help your customers reduce energy costs. They are also strong, quiet and resistant to insects and mold...and virtually allergen free.

**Key Features at a glance ...**

- One person can quickly put down the panels, and install in the tube ... while walking upright!
- The tube is better protected than in a wire mesh install
- Labor saving - installs 75% faster
- No bending or crawling
- Available in R-5 or R-9 thicknesses
- Eliminates stapling and cable ties



# QuickTherm™

radiant installation panels



QT100



QT200



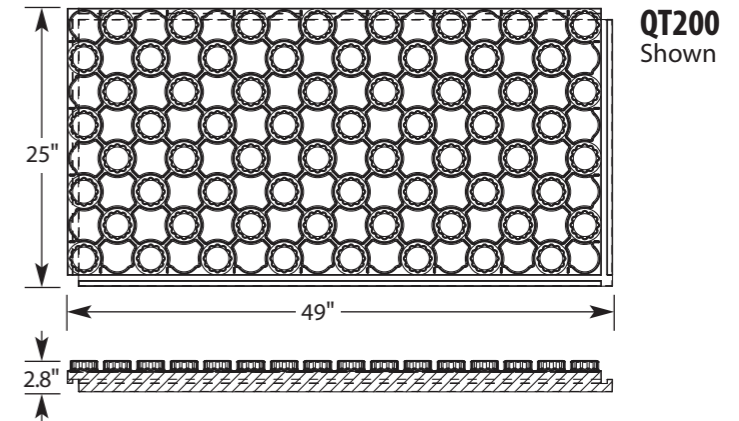
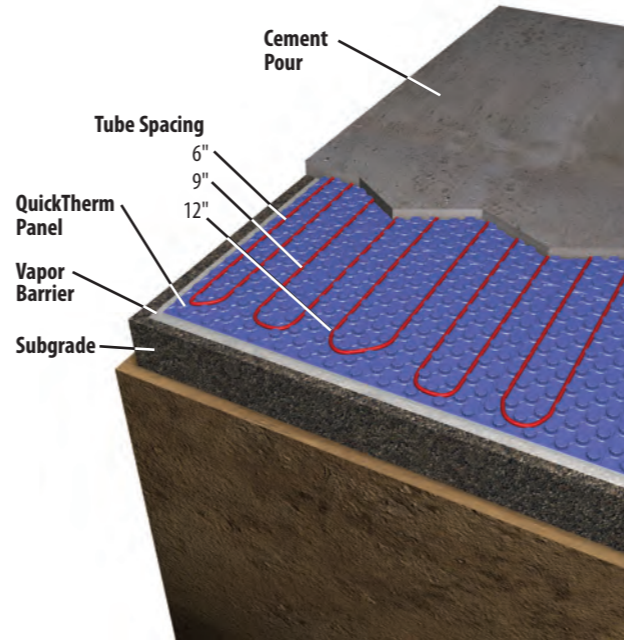
## Application.

QuickTherm panels are used in radiant floor or snow and ice melt systems where the radiant tubing is installed in a concrete slab. They are designed to hold the radiant tubing in place during installation and to provide thermal insulation under the slab.

**QuickTherm panels are available in two insulation R values:** R-5 (model QT-100) which is 1" thick (nominal) or an R-9 (model QT-200) which is 2" thick (nominal). Both panels can accommodate tubing layouts with on-center spacing in multiples of 3 inches (eg: 6", 9" & 12", etc...). Each panel is 2 ft. by 4 ft. (nominal) for a full 8 ft<sup>2</sup> of pipe coverage. They have a structural compressive strength of more than 36 psi which is more than adequate to satisfy most floor loading requirements.

**QuickTherm panels are designed to be used with 1/2", 5/8" and 3/4" radiant tubing** that is manufactured in compliance with ASTM F 876 (Specification for Cross-linked Polyethylene Tubing); ASTM F 2623 (Specification for Polyethylene of Raised Temperature SDR 9 Tubing) or ASTM F 1281 (Specification for Cross linked Polyethylene/Aluminum/ Cross linked Polyethylene Pressure Pipe).

DATA	QuickTherm 100	QuickTherm 200
<b>Thermal Resistance R-Value/</b> ASTM C-177 or C-518	5 °F · ft <sup>2</sup> · hr/Btu	9 °F · ft <sup>2</sup> · hr/Btu
<b>Thermal Conductivity K-Value</b>	.329 Btu/hr · ft · °F	0.329 Btu/hr · ft · °F
<b>Density/ASTM C-303</b>	2.0 lb/ft <sup>3</sup>	2.0 lb/ft <sup>3</sup>
<b>Compressive Resistance at 10% Deformation/ASTM D-1621</b>	>36 psi	>36 psi
<b>Water Vapor Permeability/</b> ASTM E-96	0.67 Perm-Inches, Max.	0.67 Perm-Inches, Max.
<b>Water Absorption/ASTM C-272</b>	4% by Volume Max.	4% by Volume Max.
<b>Dimensional Stability/</b> ASTM D-2126	2% Max	2% Max
<b>Mold Resistance/ASTM C-1338</b>	No Growth	No Growth
<b>Panel Size</b>	25" x 49"	25" x 49"
<b>Usable Area</b>	24" x 48"	24" x 48"
<b>Tubing/ASTM F2623 (PE-RT),</b> ASTM F876 (PEX),ASTM F1281 (PAP)	1/2", 5/8", & 3/4"	1/2", 5/8", & 3/4"
<b>Total Thickness Including Pipe Grid</b>	1.8"	2.8"
<b>Nominal (EPS) Insulation Thickness</b>	1"	2"
<b>Screed Volume in Tube Grid</b>	875 Cubic Inches	875 Cubic Inches
<b>Cover Stock</b>	Polystyrene	Polystyrene
<b>Case Quantity</b>	18 panels / 144 Sq. Ft.	10 panels / 80 Sq. Ft.



**NOTE:** Before installation of the QuickTherm panels, the radiant tubing or any radiant panel; Legend highly recommends that a full system design is completed for the project. The system design will determine the optimal fluid flow rates and temperatures; which in turn affects tube spacing and under slab insulation requirements for the project.

Copyright© Legend Hydronics 2009

Install thousands-of-feet of tubing in just a few hours...

Downstream Thinking

It's all about Performance



51245 Filomena Drive  
Shelby Township, MI 48315  
866-752-2055  
866-752-2054 Fax  
[www.legendhydronics.com](http://www.legendhydronics.com)

**It takes more than just hard work to become part of a legend.** *It takes a commitment to exceed the expectations of our customers in every way possible. It takes unparalleled performance in everything we do. From 24 hour order turnaround to industry leading fill rates, a no hassle return policy and a willingness to do everything it takes to help you succeed. At Legend Hydronics, the newest division of Legend Valve and Fitting, we guarantee the same service you've come to expect.*

